

Prepared for:  
**North Brands LLC**

## Higher Vibes Blueberry Citrus

Batch ID or Lot Number: <b>NCC0015</b>	Test, Test ID and Methods: Various	Matrix: Unit	Page 1 of 4
Reported: <b>12Jul2023</b>	Started: 12Jul2023	Received: 12Jul2023	


### Cannabinoids


Test ID: T000248710

Methods: TM14 (HPLC-DAD)

	LOD (mg)	LOQ (mg)	Result (mg)	Result (mg/g)	Notes
Cannabichromene (CBC)	0.152	0.472	ND	ND	# of Servings = 1, Sample Weight=355g
Cannabichromenic Acid (CBCA)	0.139	0.432	ND	ND	
Cannabidiol (CBD)	0.466	1.237	9.220	0.00	
Cannabidiolic Acid (CBDA)	0.478	1.269	ND	ND	
Cannabidivarin (CBDV)	0.110	0.293	ND	ND	
Cannabidivarinic Acid (CBDVA)	0.199	0.529	ND	ND	
Cannabigerol (CBG)	0.086	0.268	ND	ND	
Cannabigerolic Acid (CBGA)	0.360	1.120	ND	ND	
Cannabinol (CBN)	0.112	0.350	ND	ND	
Cannabinolic Acid (CBNA)	0.246	0.764	ND	ND	
Delta 8-Tetrahydrocannabinol (Delta 8-THC)	0.429	1.334	ND	ND	
Delta 9-Tetrahydrocannabinol (Delta 9-THC)	0.390	1.212	5.530	0.00	
Delta 9-Tetrahydrocannabinolic Acid (THCA-A)	0.345	1.074	ND	ND	
Tetrahydrocannabivarin (THCV)	0.078	0.244	ND	ND	
Tetrahydrocannabivarinic Acid (THCVA)	0.305	0.947	ND	ND	
<b>Total Cannabinoids</b>			<b>14.750</b>	<b>0.00</b>	
Total Potential THC			5.530	0.00	
Total Potential CBD			9.220	0.00	

### Final Approval

  
 Karen Winternheimer  
 12Jul2023  
 03:54:00 PM MDT  
 PREPARED BY / DATE

  
 Sam Smith  
 12Jul2023  
 03:55:00 PM MDT  
 APPROVED BY / DATE

Prepared for:  
**North Brands LLC**

## Higher Vibes Blueberry Citrus

Batch ID or Lot Number: <b>NCC0015</b>	Test, Test ID and Methods: Various	Matrix: Unit	Page 2 of 4
Reported: <b>12Jul2023</b>	Started: 12Jul2023	Received: 12Jul2023	


### Pesticides


Test ID: T000248711

Methods: TM17

(LC-QQ LC MS/MS)	Dynamic Range (ppb)	Result (ppb)		Dynamic Range (ppb)	Result (ppb)	
Abamectin	254 - 2710	ND		Malathion	298 - 2762	ND
Acephate	44 - 2724	ND		Metalaxyl	40 - 2764	ND
Acetamiprid	42 - 2716	ND		Methiocarb	42 - 2806	ND
Azoxystrobin	44 - 2756	ND		Methomyl	42 - 2753	ND
Bifenazate	40 - 2754	ND		MGK 264 1	170 - 1665	ND
Boscalid	45 - 2817	ND		MGK 264 2	110 - 1056	ND
Carbaryl	40 - 2706	ND		Myclobutanil	40 - 2854	ND
Carbofuran	43 - 2709	ND		Naled	45 - 2760	ND
Chlorantraniliprole	47 - 2839	ND		Oxamyl	42 - 2745	ND
Chlorpyrifos	36 - 2768	ND		Paclobutrazol	42 - 2731	ND
Clofentezine	285 - 2782	ND		Permethrin	293 - 2713	ND
Diazinon	279 - 2756	ND		Phosmet	43 - 2744	ND
Dichlorvos	279 - 2771	ND		Prophos	282 - 2776	ND
Dimethoate	42 - 2719	ND		Propoxur	43 - 2728	ND
E-Fenpyroximate	288 - 2796	ND		Pyridaben	294 - 2751	ND
Etofenprox	43 - 2727	ND		Spinosad A	32 - 2082	ND
Etoxazole	297 - 2746	ND		Spinosad D	64 - 680	ND
Fenoxycarb	12 - 2794	ND		Spiromesifen	277 - 2756	ND
Fipronil	65 - 2712	ND		Spirotetramat	280 - 2803	ND
Flonicamid	51 - 2752	ND		Spiroxamine 1	16 - 1215	ND
Fludioxonil	300 - 2843	ND		Spiroxamine 2	21 - 1596	ND
Hexythiazox	41 - 2755	ND		Tebuconazole	289 - 2740	ND
Imazalil	288 - 2795	ND		Thiacloprid	42 - 2707	ND
Imidacloprid	43 - 2793	ND		Thiamethoxam	43 - 2760	ND
Kresoxim-methyl	39 - 2782	ND		Trifloxystrobin	43 - 2714	ND

### Final Approval

  
 Karen Winternheimer  
 13Jul2023  
 12:43:00 PM MDT  
 PREPARED BY / DATE

  
 Sam Smith  
 13Jul2023  
 12:45:00 PM MDT  
 APPROVED BY / DATE

Prepared for:  
**North Brands LLC**

## Higher Vibes Blueberry Citrus


Batch ID or Lot Number: <b>NCC0015</b>	Test, Test ID and Methods: Various	Matrix: Unit	Page 3 of 4
Reported: <b>12Jul2023</b>	Started: 12Jul2023	Received: 12Jul2023	


### Residual Solvents

Test ID: T000248713  
Methods: TM04 (GC-MS): Residual

Solvents	Dynamic Range (ppm)	Result (ppm)	Notes
Propane	91 - 1827	ND	
Butanes (Isobutane, n-Butane)	182 - 3642	ND	
Methanol	62 - 1239	ND	
Pentane	94 - 1870	ND	
Ethanol	100 - 2010	ND	
Acetone	98 - 1964	ND	
Isopropyl Alcohol	106 - 2127	ND	
Hexane	6 - 116	ND	
Ethyl Acetate	99 - 1989	ND	
Benzene	0.2 - 4.0	ND	
Heptanes	99 - 1976	ND	
Toluene	19 - 374	ND	
Xylenes (m,p,o-Xylenes)	139 - 2784	ND	

### Final Approval

  
Karen Winternheimer  
13Jul2023  
01:00:00 PM MDT  
PREPARED BY / DATE


  
Sam Smith  
13Jul2023  
01:01:00 PM MDT  
APPROVED BY / DATE


### Heavy Metals

Test ID: T000248712  
Methods: TM19 (ICP-MS): Heavy

Metals	Dynamic Range (ppm)	Result (ppm)	Notes
Arsenic	0.04 - 4.21	ND	
Cadmium	0.04 - 4.21	ND	
Mercury	0.04 - 4.43	ND	
Lead	0.04 - 4.44	ND	

### Final Approval

  
Sam Smith  
17Jul2023  
08:40:00 AM MDT  
PREPARED BY / DATE

  
Karen Winternheimer  
17Jul2023  
08:44:00 AM MDT  
APPROVED BY / DATE

Prepared for:  
**North Brands LLC**

## Higher Vibes Blueberry Citrus

Batch ID or Lot Number: <b>NCC0015</b>	Test, Test ID and Methods: Various	Matrix: Unit	Page 4 of 4
Reported: <b>12Jul2023</b>	Started: 12Jul2023	Received: 12Jul2023	



<https://results.botanacor.com/api/v1/coas/uuid/c92fb53e-2bff-4861-8390-80a358f5da35>

**Definitions**  
 LOD = Limit of Detection, ULOQ = Upper Limit of Quantitation, LLOQ = Lower Limit of Quantitation, PPB = Parts per Billion, % = % (w/w) = Percent (weight of analyte / weight of product). ND = None Detected (defined by dynamic range of the method). Total Potential Delta 9-THC or CBD is calculated to take into account the loss of a carboxyl group during decarboxylation step, using the following formulas: Total Potential Delta 9-THC = Delta 9-THC + (Delta 9-THCa \*(0.877)) and Total CBD = CBD + (CBDa \*(0.877)). Fail equates to a concentration level of Delta 9-THC, on a dry weight basis, higher than 0.3 percent + or - the measurement uncertainty. Total Potential THC is calculated using the following formulas to take into account the loss of a carboxyl group during decarboxylation step. Total THC = THC + (THCa \*(0.877)). ALOQ = Above Limit Of Quantitation (defined by dynamic range of the method), CFU/g = Colony Forming Units per Gram. Values recorded in scientific notation, a common microbial practice of expressing numbers that are too large to be conveniently written in decimal form. Examples: 10<sup>2</sup> = 100 CFU, 10<sup>3</sup> = 1,000 CFU, 10<sup>4</sup> = 10,000 CFU, 10<sup>5</sup> = 100,000 CFU.

Testing results are based solely upon the sample submitted to SC Laboratories, Inc., in the condition it was received. SC Laboratories, Inc., warrants that all analytical work is conducted professionally in accordance with all applicable standard laboratory practices using validated methods. Data was generated using an unbroken chain of comparison to NIST traceable Reference Standards and Certified Reference Materials. This report may not be reproduced, except in full, without the written approval of SC Laboratories, Inc. ISO/IEC 17025:2017 Accredited by A2LA. Some tests listed on this COA may not be within our scope of A2LA accreditation. Please visit [A2LA for more details](#).



Cert #4329.02  
c92fb53e2bff4861839080a358f5da35.1