

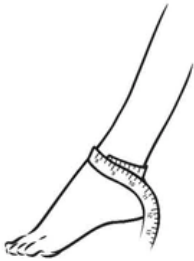
# Anklet Size Guide

How do you know the perfect Anklet size?

Our Anklets come in a variety of sizes, finishes, and designs. Our top priority is to ensure that you receive your custom-fit anklet. So, to help you, we've created this guide to assist you to choose the perfect anklet size for your style and needs.

Follow the steps below to find the perfect fit for you.

Step 1



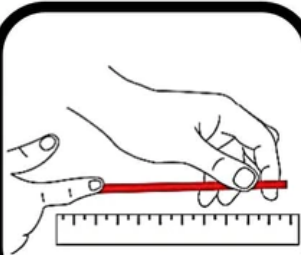
Cut the paper strip/ thread and wrap it around your ankle.

Mark where paper strip/ thread just touch.



Step 2

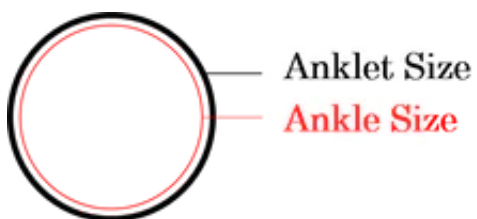
Step 3



Measure the paper strip/ thread size with a ruler and match the appropriate size from the chart.\*

\*Please choose an anklet size **half an inch** larger than your measured ankle size so you can achieve comfortable fitting.

<b>Anklet Size Conversion Chart</b>		
<b>Ankle Size (inches)</b>	<b>Anklet Size (inches)</b>	<b>Anklet Size (cm)</b>
4.5	5	12.8
5	5.5	14
5.5	6	15.2
6	6.5	16.5
6.5	7	17.8
7	7.5	19
7.5	8	22.9
8	8.5	24.2
8.5	9	22.9
9	9.5	24.2
9.5	10	25.4
10	10.5	26.7
10.5	11	28
11	11.5	29.2
11.5	12	30.5



However, if you have difficulty choosing the size, do not hesitate to contact our customer service, we will be happy to help you.

