

# QUARRY MINING


& CONSTRUCTION EQUIPMENT PTY LTD

## WILDEN PUMPS

# WILDEN®

SALES - SERVICE - REPAIR

## T810 FLAP VALVE 51mm (2") TURBO-FLO™ BRAHMA™ BOLTED METAL PUMP

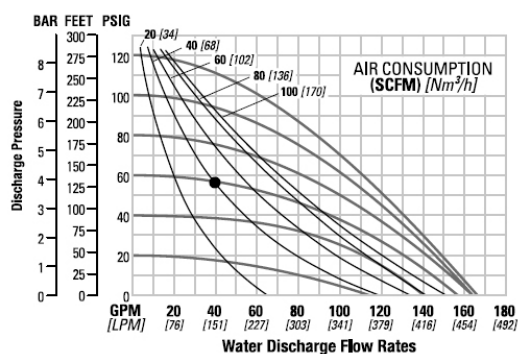


### TECHNICAL SPECIFICATIONS

AIR INLET	3/4" FNPT
LIQUID INLET	51 mm
LIQUID DISCHARGE	51 mm
CONNECTION TYPE	NPT/BSPT (Threaded)
MAX SUCTION LIFT CAPABILITY	7.6 m Dry 9.3 m Wet
MAX FLOW RATE	617 lpm (163 gpm)
MAX PRESSURE	8.6 bar (125 psi)
MAX DIAMETER SOLIDS	51 mm
DISPLACEMENT PER STROKE*	1.7 L

\*Cycle = 2 strokes

### RUBBER-FITTED T8 METAL PUMP ROLL CAGES TO SUIT



[WWW.QUARRYMINING.COM](http://WWW.QUARRYMINING.COM)

EXPERTISE YOU CAN DEPEND ON

NSW: 9/14 Yangan Drive, Beresfield 2322 ph: +61 (0)2 4966 5028 e: [orders@quarrymining.com](mailto:orders@quarrymining.com)

QLD: 5/35 Iridium Drive, Paget 4740 ph: +61 (0)7 4998 5295 e: [ordersqld@quarrymining.com](mailto:ordersqld@quarrymining.com)


# QUARRY MINING

& CONSTRUCTION EQUIPMENT PTY LTD

**SALES - SERVICE - REPAIR**

# WILDEN®

## T8 BALL VALVE 51mm (2") TURBO-FLO™ CLAMPED METAL PUMP

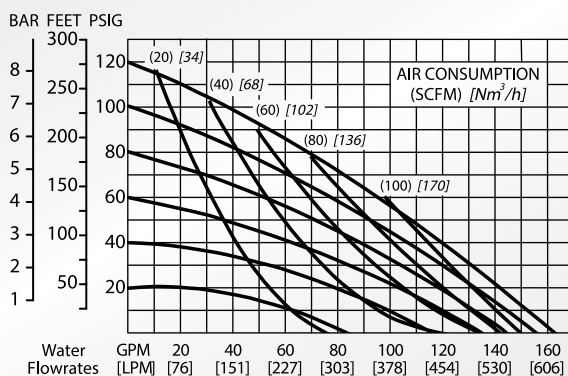


### TECHNICAL SPECIFICATIONS

<b>AIR INLET</b>	3/4" FNPT
<b>LIQUID INLET</b>	51 mm
<b>LIQUID DISCHARGE</b>	51 mm
<b>CONNECTION TYPE</b>	NPT/BSPT (Threaded)
<b>MAX SUCTION LIFT CAPABILITY</b>	Dry lift 6.4 m
<b>MAX FLOW RATE</b>	617 lpm (163 gpm)
<b>MAX PRESSURE</b>	8.6 bar (125 psi)
<b>MAX DIAMETER SOLIDS</b>	6.4 mm
<b>DISPLACEMENT PER STROKE*</b>	2.69 L

\*Cycle = 2 strokes

### PERFORMANCE



### ROLL CAGES TO SUIT



[WWW.QUARRYMINING.COM](http://WWW.QUARRYMINING.COM)

**EXPERTISE YOU CAN DEPEND ON**

**NSW:** 9/14 Yangan Drive, Beresfield 2322 **ph:** +61 (0)2 4966 5028 **e:** [orders@quarrymining.com](mailto:orders@quarrymining.com)

**QLD:** 5/35 Iridium Drive, Paget 4740 **ph:** +61 (0)7 4998 5295 **e:** [ordersqld@quarrymining.com](mailto:ordersqld@quarrymining.com)