


OVERVIEW

SIX OPTIONS ADJUSTABLE STROKE
 OLED DIGITAL DISPLAY
 TWO PRESET VOLTAGE
 MEMORY FUNCTION
 BULIT-IN TIMER
 PUSH MODE



P3 allows artist quickly
 adjust needle stroke,
 Hold the machine
 body and twist innerring part.
 Each "click" show stroke length





SPECIFICATIONS:


Motor	EZ Customized Swiss Motor	Rpm	10000rpm+10%
Material	Aircraft Aluminum	Switch Frequency	60 - 160 Hz
Stroke Length	2.5mm to 4.0mm	Needle Protrusion	0-4.5mm
Six Options Adjustable Stroke	2.5, 2.6, 2.8, 3.2, 3.6, 4.0mm	Dimensions(Ø X L)	33*141mm
Operating Voltage	5-12V DC	Weight	8oz (228g) with powerpack
Color Available	Black, Red, Green, Sliver		

BASIC OPERATION





Power ON/OFF

Press and Hold the  button for two seconds to turn P3 ON.
Press and Hold the  button for two seconds to turn P3 OFF.


Power START/ STOP

Click  button to turn your machine Start or Stop.


Adjusting Voltage

Press  or  to adjust in 0.1V increments.
Press and Hold  or  to quickly adjust the voltage in 0.1V increments.


Start/Stop Built-in Timer

Press  button to active your machine ON, the timing mode start.
Note: timer mode record in minutes, the maximum recording time is 999 minutes. the time is counting only when machine is running. The timer will reset the count when the P3 is being restarted.

Changing Voltage Presets

Click  button P3 will toggle between the voltage presets.
1. Screen display "Lnr" preset LINER voltage.
2. Screen display "Shd" preset SHADER voltage.
Note: The P3 will adjust the voltage to the saved voltage setting you stop on, the machine startup voltage is the preset for the last shutdown.

Push Mode

Press  and  button at the same time, Screen LOGO  solid, the machine ACTIVE the strong start mode.
Press  and  button at the same time, Screen LOGO  flashes, the machine push mode OFF.
Note: In push mode the initial voltage output is 12V lasts for 1 second and then returns to normal voltage after.

Display

Voltage, Capacity and Timer display alternately every 5 seconds under the machine working condition.

NOTICE:

To reduce the risk of injury, the user must read and understand the User manual before using this product, Save these instructions for future reference.
-We recommended that use the included charging cable.
-This device don't support fast charging/super fast charging, Fast charging may get damage the battery.

BATTERY PROTECTION

The battery circuitry protects the battery pack from extreme temperature, overdischarge, and over-charge. To protect the battery from damage and prolong its life, the battery pack circuitry will turn off the battery pack if it becomes overloaded or if the temperature becomes too high during use. This may happen in extremely high torque, binding, and stalling situations. The battery pack will shut down for 10s when its operating temperature exceeds 158°F (70°C), and will begin normal operation when it returns to 152°F (67°C).

NOTICE: A significantly reduced run time after fully charging the battery pack indicates that the batteries are near the end of their usable life and must be replaced.

NOTICE: Lithium-ion battery packs are shipped partially charged. Before using it the first time, fully charge the battery pack.

WARRANTY INFORMATION

If you find that the product is malfunctioning during the warranty period, EZ provides a one-year warranty for the P3 wireless pen machine purchased in our online store or authorized distributors worldwide from the date of purchase.

Warranties do not cover:

Damage to the product due to a human factor. Product damage due to external electrical failure or any accident.

WARRANTY CARD

PRODUCT NAME: _____

DATE OF PURCHASE: _____

WHERE PURCHASED: _____

ADDRESS: _____

EMAIL: _____

MY SIGNATURE BELOW ACKNOWLEDGES THAT I HAVE READ, FULLY UNDERSTAND, AND ACCEPT THIS LIMITED WARRANTY AGREEMENT.

SIGNATURE : _____ DATE : _____

SENT THIS COPY TO:

EZTATTOO-AFTER-SALES DEPARTMENT
4/F BUILDING 7(7DONG) NO289 FAHUA NORTH ROAD
JINYI NEW DISTRICT JINHUA 321036
ZHEJIANG CHINA
TEL: +86-153-9755-3809
EMAIL: sales@eztattooing.com