




# QUICK START GUIDE

## BASIC OPERATION



### Power ON/ OFF



Press and Hold the  button for two seconds to turn DEFENDER X ON.  
Press and Hold the  button for two seconds to turn DEFENDER X OFF.

### Power START/ STOP


Click  button to turn your machine Start or Stop

### Adjusting Voltage

Press  or  to adjust in 0.1V increments.




Press and Hold  or  to quickly adjust the voltage in 0.1V increments.




### Start/ Stop Bulit-in Timer

Press  button to active your machine ON, the timing mode start.

Note: timer mode record in minutes, the maximum recording time is 999 minutes. the time is counting only when machine is running. The timer will reset the count when the DEFENDER-X is being restarted.

### Push Mode

Press  and  button at the same time, Screen LOGO  solid, the machine ACTIVE the strong start mode.

Press  and  button at the same time, Screen LOGO  flashes, the machine push mode OFF.

Note: In push mode the initial voltage output is 12V lasts for 1 second and then returns to normal voltage after.

### Display

Voltage, Capacity and Timer display alternately every 5 seconds under the machine working condition.

## DEFENDER-X

WIRELESS PEN MACHINE



Thank you for reading!

[www.eztattoosupply.com](http://www.eztattoosupply.com)

  @EZTATOO OFFICAL

Created and Manufactured in China by EZ

# INNOVATION





# DEFENDER-X

WIRELESS PEN MACHINE

## SPECIFICATIONS

Motor	EZ Customized Swiss Motor
Material	Aircraft Aluminum
Operating Voltage	5 - 12V DC
Dimensions(Ø X L)	32 x 121 mm
Rpm	12000rpm ± 10%
Switch Frequency	60 - 160 Hz
Needle Protrusion	0 - 4.5 mm
Weight	6.1oz (174g)
Color / Stroke Length	Black -4.0mm    Sliver -3.5mm

Ø 32mm

121mm



Battery Capacity: 2000mAh

Recharging Time: 2hrs

Powerpack WorkingTime: Approx. 5 hours



## INCLUDED

- User Guide
- Defender X1
- Battery Type-C Charging Cable
- Plug

# INNOVATION





# DEFENDER-X

WIRELESS PEN MACHINE

**NOTICE:** To reduce the risk of injury, the user must read and understand the User manual before using this product, Save these instructions for future reference.  
-We recommended that use the included charging cable.  
-This device don't support fast charging/super fast charging, fast charging may get damage the battery.

## BATTERY PROTECTION

The battery circuitry protects the battery pack from extreme temperature, overdischarge, and over-charge. To protect the battery from damage and prolong its life, the battery pack circuitry will turn off the battery pack if it becomes overloaded or if the temperature becomes too high during use. This may happen in extremely high torque, binding, and stalling situations. The battery pack will shut down for 10s when its operating temperature exceeds 158°F (70°C), and will begin normal operation when it returns to 152°F (67°C).

NOTICE: A significantly reduced run time after fully charging the battery pack indicates that the batteries are near the end of their usable life and must be replaced.

NOTICE: Lithium-Ion battery packs are shipped partially charged. Before using it the first time, fully charge the battery pack.

## WARRANTY INFORMATION

If you find that the product is malfunctioning during the warranty period, EZ provides a one-year warranty for the **DEFENDER-X** wireless pen machine purchased in our online store or authorized distributors worldwide from the date of purchase.

Warranties do not cover:

Damage to the product due to a human factor.

Product damage due to external electrical failure or any accident.

## WARRANTY CARD

PRODUCT NAME: \_\_\_\_\_ DATE OF PURCHASE: \_\_\_\_\_

WHERE PURCHASED: \_\_\_\_\_ EMAIL: \_\_\_\_\_

ADDRESS: \_\_\_\_\_

**MY SIGNATURE BELOW ACKNOWLEDGES THAT I HAVE READ ,FULLY UNDERSTAND, AND ACCEPT THIS LIMITED WARRANTY AGREEMENT.**

SIGNATURE : \_\_\_\_\_ DATE : \_\_\_\_\_

