

EMPIRE™

Casters & Wheels

Introducing:

370 & 470 Series

Economical 3" Wide Kingpinless

Ideal solutions for customers on the verge of exceeding 2" wide capacities or for projects where an economical 3" wide wheel meets the application needs and a premium caster is either overkill or not in budget. These new series now bridge that gap between premium 2" wide kingpinless casters (up to 2,000 lbs.) and 3" wide kingpinless casters (up to 6,000 lbs.) and do so all in two proven economical offerings: 370 Series and 470 Series.

- Kingpinless construction eliminates kingpin failure and better handles shock and impact
- ANSI ICWM:2012 tested for capacities up to 3,500 lbs.
- 3" wide tread width
- 6", 8", 10", and 12" sizes
- Legs welded inside and outside for strength (both swivel & rigids)
- Heat treated raceway
- One year warranty



370PE10501S



370MR08501R



470TM10501SFBB



Featuring the
New Economical
PE Polyurethane Wheel

The new 370 & 470 Series provide economical 3" wide solutions that can be easily stocked in components for quick turnaround and inventory flexibility (see back for part numbers) or purchased as complete casters for large, competitive customer requirements. Please contact your Colson Group sales representative today for pricing, samples, or any opportunities you might have.

370
470
Series



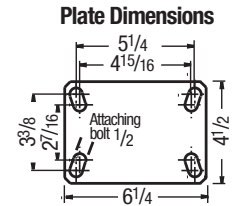
www.EmperCasters.com

Rigs

370 Kingpinless Caster Rigs



Wheel Dia.	Tread Width	Capacity Each (lbs.)	Overall Caster Height	Swivel Lead	Swivel Rig Number	Rigid Rig Number
6"	3"	Up to 3000	7 1/2"	1 3/8"	370YA06501S	370YA06501R
8"			10 1/8"	2 1/16"	370YA08501S	370YA08501R
10"			11 1/2"	2 1/4"	370YA10501S	370YA10501R
12"			13 1/2"	2 1 1/16"	370YA12501S	370YA12501R

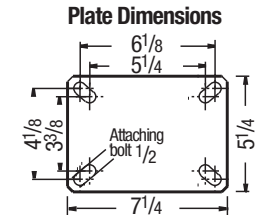


470 Kingpinless Caster Rigs

SL3000000 optional field-installable swivel lock available.




Wheel Dia.	Tread Width	Capacity Each (lbs.)	Overall Caster Height	Swivel Lead	Swivel Rig Number	Rigid Rig Number
6"	3"	Up to 3500	8"	2 7/32"	470YA06501S	470YA06501R
8"			10 1/2"	2 15/16"	470YA08501S	470YA08501R
10"			12 1/2"	3 3/8"	470YA10501S	470YA10501R
12"			15 1/2"	4 15/16"	470YA12501S	470YA12501R



SL4000000 optional field-installable swivel lock available.

Brake Kits

370 FBB Face Contact Brake Kits



Kits include brake, axle, and nut.

Wheel Dia.	370 FBB Brake Kits
6"	WK062535WA
8"	WK082535W
10"	WK102535W
12"	WK122535W

470 FBB Face Contact Brake Kits



Kits include brake, axle, and nut.

Wheel Dia.	470 FBB Brake Kits
6"	WK060335WA
8"	WK080335W
10"	WK100335W
12"	WK120335W

Wheel Recommendations



MR
Moldon Rubber on Iron

Wheel Dia.	Capacity (lbs.)	Wheel With Roller Bearing
6"	750	MR0650116
8"	900	MR0850116
10"	1000	MR1050116
12"	1200	MR1250116



PF
Ergonomic Polyurethane on Iron

Wheel Dia.	Capacity (lbs.)	Wheel With Precision Ball Bearing
6"	2900	PF0642812
8"	4000	PF0852812
10"	4200	PF1052812
12"	4400	PF1252812



PE
Economical Polyurethane on Iron

Wheel Dia.	Capacity (lbs.)	Wheel With Roller Bearing
6"	2000	PE0650116
8"	2500	PE0850116
10"	3000	PE1050116
12"	3500	PE1250116



TM
Phenolic

Wheel Dia.	Capacity (lbs.)	Wheel With Roller Bearing
6"	2000	TM0650116
8"	2500	TM0850116
10"	2900	TM1050116
12"	3500	TM1250116



CA
Cast Iron

Wheel Dia.	Capacity (lbs.)	Wheel With Roller Bearing
6"	2800	CA0650116
8"	2800	CA0850116
10"	2800	CA1050116
12"	2800	CA1250116



VG
V-groove Iron

Wheel Dia.	Capacity (lbs.)	Wheel With Roller Bearing
6"	2500	VG0640116
8"	2500	VG0850116
10"	3500	VG1050116

Capacities shown are for the wheels. If using wheel on 370 or 470 Series casters, maximum capacity is 3000 lbs. for 370 and 3500 lbs. for 470.

Wheel tread width is 3", except 6" diameter PF and VG, which have 2 1/2" tread width.

EMPIRE™

Casters & Wheels

Toll Free: 800.835.8911



THE GLOBAL LEADER
IN CASTERS AND WHEELS.

www.EmpireCasters.com

©2018 Colson Group USA
Specifications subject to change without notice.