







WATTI DIRECT 30KW PEDESTAL

A convenient pedestal for the Watti Direct 30kW wall mount charger. Perfect for parking areas where wall mounting isn't an option.

-  Securely mounts to a prepared concrete base.
-  Robust SGCC steel construction for durability in all types of weather
-  Compact size and minimal footprint for small spaces.
-  Rust and corrosion protection

930mm x 805mm x 1665mm (W x L x H)
Part #: KITPSDWPH01-RW

