



2023 PRODUCT OFFERING



RESIDENTIAL · COMMERCIAL · DC FAST CHARGING

GoElectricAve.com

Giving you the power to go green.

At Electric Avenue, we're passionate about supporting the electrification of the transportation industry and creating a greener future for generations to come.

We offer smart charging solutions for home, business and commercial use. Our charging systems provide industry-leading innovative technology that manages the communication between your electric vehicle, grid, building and charger.

Monetize your chargers through our leading enterprise software and pay-to-charge service and make a return on your EV charging investment.

Through our open-access protocol (OCPP) our chargers will work with other charge management software providers, giving you the flexibility to change providers without having to replace your chargers. Likewise, our software is compatible with other OCPP-compliant chargers.

Not only can this save you costly upgrades in the future, it means less waste going to our landfills! It's time to go electric.

OUR PRODUCT FAMILIES



Residential Level 2 (208/240V) charging unit, single port, available for hardwire or plug-in: 40A (plug-in) or 48A (hardwired), software adjustable 6A-48A, 3-year warranty



Commercial Level 2 (208/240V) charging units, single port, hardwired. 48A model is hardware & software adjustable from 6A-48A, our 80A is ideal for larger vehicle batteries and our new Watti Pro Lite 48A is perfect for MURBs and Fleets



Level 3 (480V) DCFC (fast charging) stations with 2 ports and universal EV compatibility, 30kW-360kW, 2-year warranty (extendable)

- Compatible with all North American EVs
- Faster charging with flexible Level 2 and Level 3 charging options
- Advanced smart charging and energy optimization
- Residential and commercial apps for managing your charging activity
- Add our Enterprise Software for monetization of Watti Pro & Direct chargers





LEVEL 2 RESIDENTIAL CHARGING



**6A-48A smart electric vehicle charger,
ideal for home use**



The Watti Home Level 2 electric vehicle charging station charges any EV up to 40 amps with NEMA 14-50P or up to 48 amps with hardwired installation.

Manage your home charger with the Electric Avenue's partner app, Emporia Energy, available for iOS and Android. Start, stop, schedule charging and monitor your energy use with the app's dashboard.

Software Adjustable 6A-48A | 208/240VAC | WiFi Connection | UL/cUL Listed
7m (23ft) Cable | LED Indicator Lights | 3-Year Standard Warranty



COMING IN 2024

**Charge your car, and power your home
with our 48A bi-directional charger.**



Keep the lights on with the Watti Home V2X bi-directional charger. Turn your car into a home battery to ensure you have power during outages, and/or use your vehicle to power your home when energy costs are high.

Manage your home charger with the Electric Avenue's partner app, Emporia Energy, available for iOS and Android. Start, stop, schedule charging and monitor your energy use with the app's dashboard.

40A DC | 240V/48A AC | WiFi Connection | UL/cUL Listed | 7.6m (25ft) Cable |
LED Display with Battery Indicator | 3-Year Standard Warranty





LEVEL 2 COMMERCIAL CHARGING



48A Powerful and durable, suitable for most commercial charging needs



The Watti Pro 48A is ideal for workplaces, retail, hospitality and multi-unit residential buildings, offering a seamless charging experience to employees, customers and tenants. Wall-mount AC Smart Charger with optional pedestal with cable management for residential or commercial use.

Monetize your chargers through Electric Avenue's leading enterprise software and pay-to-charge service and make a return on your EV charging investment.

Hardware/Software Adjustable 6A-48A | 208/240VAC | LAN/4G/WiFi Options | UL/cUL Listed | OCPP 1.6/2.0.1 Certified | 5" LCD Screen | 5m (16.5ft) or 7m (23ft) Cable Options | RFID Support | Includes 2 RFID Cards



Electric Avenue



Single or Dual Pedestals and Cable Retractors Separately



80A AC smart charger is powerful enough to charge today's biggest EV batteries



Our most powerful Level 2 charger, the Watti Pro 80A is designed for high-range vehicles including the latest fleet and pickup trucks. Wall-mount AC Smart Charger with optional pedestal with cable management for residential or commercial use.

Monetize your chargers through Electric Avenue's leading enterprise software and pay-to-charge service and make a return on your EV charging investment.

80A | 19.2kW Output | 208/240VAC | LAN/4G/WiFi Options | UL/cUL Listed | OCPP 1.6/2.0.1 Certified | 5" LCD Screen | RFID Support | 5m (16.5ft) or 7m (23ft) Cable Options | Includes 2 RFID Cards



Electric Avenue



Single or Dual Pedestals and Cable Retractors Separately





Compact design with powerful 48A output suitable for fleet charging at home.



The Watti Pro Lite packs the power in a compact design. Adjustable from 6A-48A, this wall mount AC smart commercial charger is ideal for at-home fleet service charging and multi-unit residential.

Provides detailed kWh usage reports for employee reimbursement based on their residential utility rates when used with Electric Avenue Enterprise Fleet@Home Software subscription, or enjoy full software functionality and payment collection with an Enterprise Software subscription.

Hardware/Software Adjustable 6A-48A | 208/240VAC | WiFi/LAN Connectivity | cETLus Certified | OCPP 1.6 Certified | LED indicator Light | 5.5m (18ft) or 7.6m (25ft) Cable Options | NFC and RFID Support | Includes 2 RFID Cards



Pedestals and Cable Retractors Separately

Electric Avenue






30kW Wall Mount Smart DC Fast Charger, ideal for parking garages, quick service restaurants, fleets and service stations



Watti Direct 30kW offers significant performance and time-saving advantages, including charging speeds up to four times faster than conventional 7kW AC chargers - perfect for wall mount fast service commercial applications. Available with single (CCS) or dual (CCS + CHAdeMO) charging connections.

Monetize your chargers through Electric Avenue's leading enterprise software and pay-to-charge service and make a return on your EV charging investment.

30kW | 480VAC | 60A CCS | 60Hz | LAN/4G/WiFi Connection | cETLus Certified | OCPP 1.6/2.0.1 Certified | 7" LCD Screen | RFID Support | 4.5m (15ft) or 7m (23ft) Cable Options | Optional Pedestal Available (pg. 8)



Electric Avenue



30kW Portable DC Smart Fast Charger Ideal for fleets, service bays and dealerships



All the features of the Watti Direct 30kW, but portable, giving you the flexibility to move the charger near the vehicle rather than moving vehicles to stationary chargers. Single charging connection only.

30kW | 480VAC | 60A CCS | 60Hz | LAN/4G/WiFi Connection | cETLus Certified | OCPP 1.6/2.0.1 Certified | 7" LCD Screen | RFID Support | 4.5m (15ft) CCS Cable and 10m (33ft) Supply Cable



Electric Avenue



Boost your business' electric vehicle infrastructure with our DC fast charging solutions that can bring most EVs to an 80% charge within 30 minutes. Minimize your maintenance costs and keep your station operating smoothly in all conditions with the built-in fan-cooling system.

The Watti Direct Free Standing chargers are built to last and feature two charging ports that offer universal compatibility with all EVs. Manage your commercial chargers with the Electric Avenue Enterprise+ Software and mobile app.



60kW DCFC
Ideal for parking garages, quick service restaurants, fleets and service stations.



60kW output power with dual CCS1 charging capability. Connects via WiFi, LAN or 4G. Optional payment terminal available. Add Enterprise+ Software for payment collection, over-the-air remote firmware updates, reporting and more.

60kW | 120A CCS1 | 480VAC | 60Hz | LAN/4G/WiFi Connection | cETLus Certified
 OCPP 1.6/2.0.1 Certified | 7" LCD Screen | RFID Support | 4.5m (15ft) or 7m (23ft)
 Cable Options | Available in White or Stainless Steel/Black



*Cable Management
 Tops Sold Separately*



Electric Avenue



120kW Upgradable DCFC
Ideal for parking garages, quick service restaurants, fleets and service stations.



A future-proof DC fast charging solution with the flexibility to add up to two 30kW modules, turn this 120kW DCFC into 180kW as demand increases – without having to replace your entire station.

120kW, Upgradable to 180kW | 300A CCS | 480VAC | 60Hz | LAN/4G/WiFi
 Connection | cETLus Certified | OCPP 1.6/2.0.1 Certified | 7" LCD Screen | RFID
 Support | 4.5m (15ft) or 7m (23ft) Cable Options



*30kW DC Charging
 Modules Sold Separately*



Electric Avenue





180kW DCFC
Ideal for parking garages, quick service restaurants, fleets and service stations.



180kW output power with dual CCS1 charging capability. Connects via WiFi, LAN or 4G. Optional payment terminal available. Add Enterprise+ Software for payment collection, over-the-air remote firmware updates, reporting and more.

180kW | 300A CCS | 480VAC | 60Hz | LAN/4G/WiFi Connection | cETLus Certified | OCPP 1.6/2.0.1 Certified | 7" LCD Screen | RFID Support | 4.5m (15ft) or 7m (23ft) Cable Options



*Cable Management
 Tops Sold Separately*



360kW Free Standing DC Fast Chargers
Ideal for highway rest stops, fleet operations, vehicle rental agencies and service stations



Our most powerful EV charger, the Watti Direct 360kW offers simultaneous 4 x CCS1 DC charging with up to 360KW per output (up to 500A per output).











360kW | 480VAC | 200A-500A CCS | 60Hz | LAN/ 4G/WiFi Connection | cETLus Certified | OCPP 1.6/2.0.1 Certified | 7" LCD Screen | RFID Support | 4m (13ft) Cables







*For full configuration options, reach out to us at
info@goelectricave.com*



ACCESSORIES	SINGLE OR DUAL PEDESTAL	SINGLE OR DUAL PEDESTAL TOP CABLE MANAGEMENT	LOWER PEDESTAL	SINGLE OR DUAL UPPER PEDESTAL W/CABLE MANAGEMENT SYSTEM	SIDE-BY-SIDE MOUNTING PLATE	
PHOTOS						
DIMENSIONS (WxHxD)	330mm (13in) x 1500mm (59in) x 210mm (8.3in)	330mm (13in) x 2250mm (88.58in) x 210mm (8.3in)	100mm (4in) x 1480mm (58.4in) x 100mm (4in)	350mm (13.8in) x 930mm (36.7in) x 100mm (4in)	600mm (23.5in) x 930mm (36.7in) x 100mm (4in)	600mm (23.5in) w x 280mm (11in) h
COMPATIBILITY						

ACCESSORIES	WALL MOUNT CABLE RETRACTOR	PEDESTAL	5M CABLE MANAGEMENT	7M CABLE MANAGEMENT
PHOTOS				
DIMENSIONS (LxWxH)	225mm x 85mm x 190mm (8.86in x 3.34in x 7.48in)	930mm x 805mm x 1665mm (36.61in x 31.69in x 65.55in)	1282mm X 232mm X 195mm (50.47in x 9.13in x 7.68in)	1100mm X 1150mm X 684mm (43.31in x 45.28in x 26.93in)
COMPATIBILITY	  	 30kW Wall Mount	 60kW-180kW w/4.5m Cables	 120kW-180kW w/7m Cables

ACCESSORIES	RFID TAGS & CARDS	WATTI-FI ROUTER	EV PARKING SIGNAGE	PAYMENT TERMINAL
PHOTOS				
DETAILS	Programmable RFID cards or FOBs. Packages of 10, 25 or 100. Compatible with Watti Direct, Watti Pro and Watti Pro Lite chargers	LTE to WiFi connectivity for stations located in areas without a reliable internet connection. Connectivity for up to 16 chargers	Sturdy Aluminum with Pre-Drilled Holes for wall or pole mounting. Includes charging instructions. 203.2mm (8in) H x 304.8mm (12in) W	Credit Card Payment Terminal for DCFC *Requires a payment terminal subscription plan

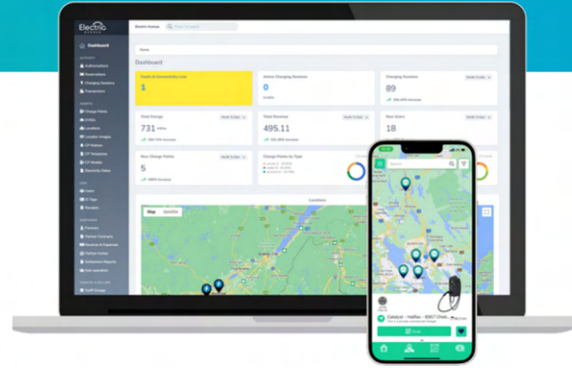
Enterprise Software

Track and monitor every critical metric for your charging stations effortlessly.

Complete visibility and control of your charging stations. Manage payments, control access and reduce the risk of grid overload.

Our platform supports all OCPP compliant charging stations and integrates with other OCPP platforms through OCPI. This allows you to easily connect other OCPP compliant hardware to our software, or connect our software to other OCPP compliant hardware!






Features dynamic load management to balance the demand for electricity with the available supply, ultimately leading to improved energy efficiency, reduced operational costs, and enhanced system reliability.








- ✓ Generate revenue from your charging stations and achieve a return on your investment
- ✓ Create and manage different user groups
- ✓ Robust reporting and energy tracking
- ✓ Choose to keep your station private, or promote public charging in our app and on PlugShare
- ✓ Provide authorized drivers an easy way to start/stop/schedule a charging session with our free Electric Avenue app
- ✓ Remote firmware updates ensure your charging stations always have the latest features, fixes, and security updates

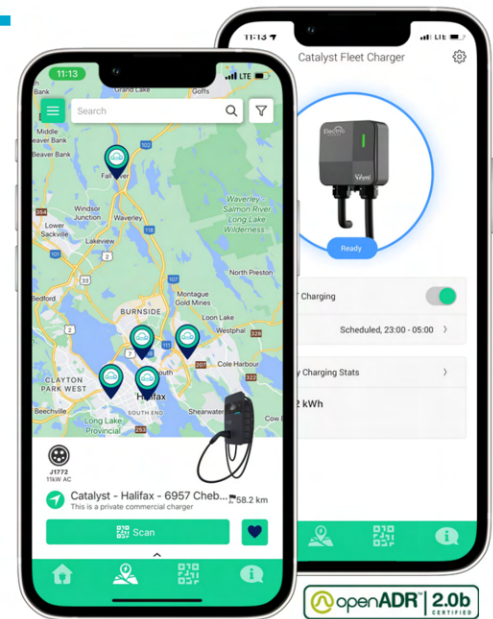
Our software offers a wide range of flexible billing options and payment methods:

Choose how you want to bill:

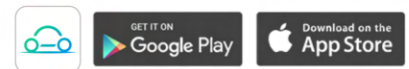
-  Set fees based on price per kWh
-  Manage Connection fees
-  Set parking penalty fees
-  Create discounts or promotions
-  Set different fee levels based on user group

Collect payments via:

-  Mobile App
-  Prepaid
-  Pay-as-you-Charge
-  Coupons or Vouchers
-  Credit Card Terminal
**On WattI Direct Charger Models*



All software tiers are sold on a subscription term basis (1-year, 2-year, 3-year, 4-year or 5-year terms). Ability to cancel anytime. Software subscriptions auto renew based on your term and original purchase date unless cancelled prior to renewal.



Enterprise Software Comparison

We offer a variety of software solutions based on the required functionality. Use the comparison chart below to help determine which software package is right for you.

	OFFLINE Non-Networked Charging	ENTERPRISE FLEET@HOME For Company or Fleet Charging at Home	ENTERPRISE For Level 2 Commercial Stations	ENTERPRISE + For DC Fast Charging Stations
Set max current per charger (Amps)	✓	✓	✓	✓
Set max output power per charger (kW)	—	✓	✓	✓
Set max charging session duration (mins)	—	✓	✓	✓
Remote firmware upgrades	—	✓	✓	✓
Dynamic load management	Up to 5 Chargers	—	Unlimited Chargers	Unlimited Chargers
User Authorization by RFID	Up to 10 RFIDs	—	Unlimited RFIDs	Unlimited RFIDs
Ideal for company or commercial vehicles charging at home	—	✓	—	—
OCPP Commercial charger use at home	—	✓	✓	—
Generate kWh usage/reimbursement reports	—	✓	✓	✓
Control charger via mobile app (iOS and Android)	—	✓	✓	✓
User authentication required to initiate charging	—	✓	✓	✓
Generate charging revenue	—	—	✓	✓
Flexible billing/payment options for pay-to-charge	—	—	✓	✓
Monitor/control charging stations with robust dashboard and reporting	—	—	✓	✓
Optimize charge times/aggregate stations to reduce energy costs	—	—	✓	✓

4G Data Plans Currently only available in Canada

Reliable connectivity for your charging network

When it comes to EV chargers, a reliable and secure internet connection is vital for payment collection, monitoring, and uptime. Our 4G data plans reduce the risk of disconnection by offering ultimate redundancy and access to all Canadian carriers.



Watti Pro 4G Charger Data Plans

Our Watti Pro chargers with 4G compatibility come ready to operate on reliable 4G networks. We provide the SIM card and data plan with one purchase. Choose your term and pay one fixed annual cost. Includes 300MB of data per month.



Watti-Fi LTE Router & 4G Data Plans

Our Watti-Fi Routers connect 1-16 Stations, ideal for remote or hard-to-reach areas like parking garages or underground structures, providing reliable connectivity. Our Watti-Fi Router combined with our 4G data plan, ensures efficiency, availability, scalability, and security for your charging stations. Includes 1GB of data per month.

Simplified Connectivity:

With one purchase, we provide you with a total connectivity solution for your chargers, including the SIM card, data plan and charge management software to operate your chargers on a reliable 4G network.

No Hidden Fees:

Transparent pricing with one fixed yearly cost, making budgeting and financial planning easier for your business.

Enhanced Security:

With 4G network encryption technology, your data is scrambled, protecting it from unauthorized access during a data breach and ensuring security and reliability.

Future-Proof Technology:

4G networks are continuously upgraded to handle higher data traffic as the needs of users and the amount of online data expands. This adaptability makes 4G networks prepared for future growth, eliminating the need for costly network upgrades down the road.

Freedom & Flexibility:

No need to get locked into a contract; you have the freedom to switch or cancel anytime.

Universal Compatibility:

Our 4G SIM cards connect to all Canadian carriers, ensuring broad coverage and compatibility across the country, including but not limited to:



Extended Warranties & O&M Replacement Plans

Protect your investment with an extended warranty, available for Watti Pro and Watti Direct charging stations.

Watti Pro & Watti Pro Lite Chargers:

Standard warranty: 36 months (3-years)

- Optional 2-year extended warranty (5-year total coverage)
- Optional 5-Year O&M Replacement plan (requires the purchase of a 2-year extended warranty)

Watti Direct Chargers:

Standard warranty is 24 months (2-years)

- Optional 1, 2 or 3-year extended warranty (for 3, 4 or 5-years total coverage)
- Optional 5-Year O&M Replacement plan (requires the purchase of a 3-year extended warranty)



Watti Home: 48A Level 2 Residential Chargers



EMEUSE1

Watti Home 48 Amp, 208/240VAC, 50/60Hz, WiFi, with 7m (23ft) Cable



EMV2X1

Watti Home V2X Level 2 Bi-Directional Charger, 48 amp charging, 40 amp discharging, WiFi, with 7.6m (25ft) Cable

COMING IN 2024

Watti Pro: 48A Level 2 Commercial Chargers



AXLU11001W1P1-RW

Watti Pro 48 Amp, 5" Display, RFID, QR Code, LAN, WiFi, OCPP 1.6/2.0, Hardwired, with 5m (16.5ft) Cable

AXLU11001W1P4-RW

Watti Pro 48 Amp, 5" Display, RFID, QR Code, LAN, WiFi, OCPP 1.6/2.0.1, Hardwired, with 7m (23ft) Cable

AXLU11001D1P1-RW

Watti Pro 48 Amp, 5" Display, RFID, QR Code, LAN, 4G, OCPP 1.6/2.0, Hardwired, with 5m (16.5ft) Cable

AXLU11001D1P4-RW

Watti Pro 48 Amp, 5" Display, RFID, QR Code, LAN, 4G, OCPP 1.6/2.0, Hardwired, with 7m (23ft) Cable

Watti Pro 80A Level 2 Commercial Chargers



AXLU191001W1P1-RW

Watti Pro 80 Amp, 5" Display, RFID, QR Code, LAN, WiFi, OCPP 1.6/2.0, Hardwired, with 5m (16.5ft) Cable

AXLU191001W1P4-RW

Watti Pro 80 Amp, 5" Display, RFID, QR Code, LAN, WiFi, OCPP 1.6/2.0, Hardwired, with 7m (23ft) Cable

AXLU191001D1P1-RW

Watti Pro 80 Amp, 5" Display, RFID, QR Code, LAN, 4G, OCPP 1.6/2.0, Hardwired, with 5m (16.5ft) Cable

AXLU191001D1P4-RW

Watti Pro 80 Amp, 5" Display, RFID, QR Code, LAN, 4G, OCPP 1.6/2.0, Hardwired, with 7m (23ft) Cable



Watti Pro Lite: 48A Level 2 Commercial/Residential Charger



EAWPLT48-18WI1HWBL

Watti Pro Lite 48 Amp, WiFi, LED Indicator, OCPP 1.6, Hardwired, RFID/NFC support, with 5.5m (18ft) Cable, Black

EAWPLT48-25WI1HWBL

Watti Pro Lite 48 Amp, WiFi, LED Indicator, OCPP 1.6, Hardwired, RFID/NFC support, with 7.6m (25ft) Cable, Black



EAWPLT48-18WI1HWWH

Watti Pro Lite 48 Amp, WiFi, LED Indicator, OCPP 1.6, Hardwired, RFID/NFC support, with 5.5m (18ft) Cable, White

EAWPLT48-25WI1HWWH

Watti Pro Lite 48 Amp, WiFi, LED Indicator, OCPP 1.6, Hardwired, RFID/NFC support, with 7.6m Cable (25ft), White

Watti Direct 30kW DC Fast Chargers



DWWU301U00D1WN-RW

Watti Direct 30kW, Wall Mount, 60A CCS1, OCPP 1.6/2.0, Single Gun with 4.5m (15ft) Cable, White

DWWU301U00D1WS-RW

Watti Direct 30kW, Wall Mount, 60A CCS1, OCPP 1.6/2.0, Single Gun with 7m (23ft) Cable, White



DWWU301U00D1PN-RW

Watti Direct 30kW, Wall Mount, 60A CCS1, OCPP 1.6/2.0, Single Gun with 4.5m (15ft) Cable, Stainless Steel/Black

DWWU301U00D1N7-RW

Watti Direct 30kW, Wall Mount, 60A CCS1, OCPP 1.6/2.0, Single Gun with 7m (23ft) Cable, Stainless Steel/Black



DMWU301U00D2WN-RW

Watti Direct 30P, DC 30kW, Portable, 60A CCS1, OCPP 1.6/2.0, Single Gun with 4.5m (15ft) CCS Cable and 10m (33ft) Supply Cable, White



DMWU301U00D2PN-RW

Watti Direct 30P, DC 30kW, Portable, 60A CCS1, OCPP 1.6/2.0, Single Gun with 4.5m (15ft) CCS Cable and 10m (33ft) Supply Cable, Stainless Steel/Black



Watti Direct 60kW DC Fast Chargers



DSWU601U0UD3WN-RW

Watti Direct 60kW, 120A CCS1, OCPP 1.6/2.0, Dual Gun with 4.5m (15ft) Cables, White

DSWU601U0UD3WS-RW

Watti Direct 60kW, 120A CCS1, OCPP 1.6/2.0, Dual Gun with 7m (23ft) Cables, White



DSWU601U0UD3PN-RW

Watti Direct 60kW, 120A CCS1, OCPP 1.6/2.0, Dual Gun with 4.5m (15ft) Cables, Stainless Steel/Black

DSWU601U0UD3N7-RW

Watti Direct 60kW, 120A CCS1, OCPP 1.6/2.0, Dual Gun with 7m (23ft) Cables, Stainless Steel/Black

Watti Direct 120kW Upgradable DC Fast Chargers



DSWU12210IDDWN-RW

Watti Direct 120kW, 300A CCS1, OCPP 1.6/2.0, Dual Gun with 4.5m (15ft) Cables

DSWU12210IDDWS-RW

Watti Direct 120kW, 300A CCS1, OCPP 1.6/2.0, Dual Gun with 7m (23ft) Cables

Watti Direct 180kW DC Fast Chargers: 300A CCS Cables



DSWU18210IDCWN-RW

Watti Direct 180kW, 300A CCS1, OCPP 1.6/2.0, Dual Gun with 4.5m (15ft) Cables

DSWU18210IDCWS-RW

Watti Direct 180kW, 300A CCS1, OCPP 1.6/2.0, Dual Gun with 7m (23ft) Cables

Watti Direct 360kW DC Fast Chargers



*Request Configuration Options

Watti Direct 360kW, DC Charger w/Fan Cooling System, OCPP 1.6/2.0



Accessories

	<p>KITPOUSAXPH01-RW KITCONSAXPH01-RW KITPOUMAXPH01-RW KITCONMAXPH01-RW</p>	<p>Watti Pro Single Pedestal Base Watti Pro Single Pedestal Cable Management Top <i>*Requires Single Pedestal Base</i> Watti Pro Dual Pedestal Base Watti Pro Dual Pedestal Cable Management Top <i>*Requires Dual Pedestal Base</i></p>
	<p>JNT-SP/03 JNT-BBP/03 JNT-SSP/03</p>	<p>Watti Pro Lite Single Lower Pedestal Watti Pro Lite Dual Lower Pedestal (mounts back-to-back) Watti Pro Lite Dual Lower Pedestal w/ Side-by-Side Mounting Plate</p>
	<p>JNT-SPC/03 JNT-BBPC/03 JNT-SSPC/03</p>	<p>Watti Pro Lite Single Pedestal w/ Cable Retractor System Watti Pro Lite Dual Pedestal w/ Cable Retractor System (mounts back-to-back) Watti Pro Lite Dual Pedestal w/ Cable Retractor System and Side-by-Side Mounting Plate</p>
	<p>KITPSDWPH01-RW</p>	<p>Watti Direct 30kW Pedestal Base</p>
	<p>EAWMCR</p>	<p>Wall Mounted Cable Retractor, 5m (16.4ft) Retract Distance, 0.82" and 0.59" (inner diameter), cable clamps included <i>*Compatible with Watti Pro & Watti Home</i></p>
	<p>KITCSDSOL04-RW KITCSDSOL06-RW KITCSDSOL07-RW</p>	<p>Watti Direct 60kW Cable Mgmt. System, 4.5m cable Watti Direct 120kW-180kW Cable Mgmt. System, Dual 200A CCS1/125A CHAdeMO, 4.5m cable Watti Direct 120kW-180kW Cable Mgmt. System, Dual 300A CCS1, 4.5m cable</p>
	<p>KITCSDSRW23-RW KITCSDSRW02-RW KITCRDSRW12-RW KITCSDSRW02-RW</p>	<p>Watti Direct 60kW Cable Mgmt. System, Dual 125A CCS1/125A CHAdeMO, 7m cable Watti Direct 120kW-180kW Cable Mgmt. System, Dual 200A CCS1, 7m cable Watti Direct 120kW-180kW Cable Mgmt. System, Dual 200A CCS1/125A CHAdeMO, 7m cable Watti Direct 120kW-180kW Cable Mgmt. System, Dual 300A CCS1, 7m cable</p>
	<p>EAKCRFID10 EAKCRFID25 EAKCRFID100</p>	<p>Key Chain RFID 10 PK Key Chain RFID 25 PK Key Chain RFID 100 PK</p>
	<p>EARFID10BK EARFID25BK EARFID100BK</p>	<p>Standard RFID Card 10 PK Standard RFID Card 25 PK Standard RFID Card 100 PK</p>
	<p>EASCDP4GC1Y EASCDP4GC3Y EASCDP4GC5Y</p>	<p>1 Year - 4G Cellular Data Plan for 4G EVSE 300MB data/month* 3 Year - 4G Cellular Data Plan for 4G EVSE 300MB data/month* 5 Year - 4G Cellular Data Plan for 4G EVSE 300MB data/month*</p>
	<p>EALTER116 EASCDP4GR1Y EASCDP4GR3Y EASCDP4GR5Y</p>	<p>LTE Router, Supports 1-16 Stations 1 Year - 4G Cellular Data Plan for LTE Router 1GB data/month* 3 Year - 4G Cellular Data Plan for LTE Router 1GB data/month* 5 Year - 4G Cellular Data Plan for LTE Router 1GB data/month*</p>
	<p>EANPT1 EAPTDP1Y EAPTDP3Y EAPTDP5Y</p>	<p>Credit Card Payment Terminal for DCFC 1 Year - Payment Terminal Subscription Plan* 3 Year - Payment Terminal Subscription Plan* 5 Year - Payment Terminal Subscription Plan*</p>
	<p>WSSMODULE135-R00</p>	<p>30KW 100A 1000V Power Module</p>

**Also available in 2-year and 4-year terms.*



ALWAYS BE CHARGING

info@goelectricave.com | 1-888-353-2283
GoElectricAve.com

© Electric Avenue Manufacturing Inc. 2023