
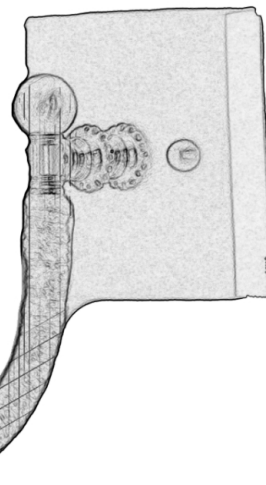
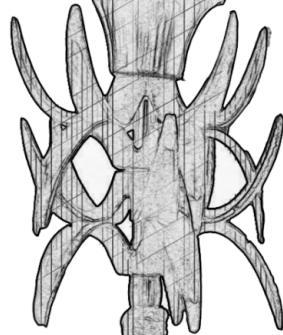


5" W



4.5" W



4.5" H

17" H



PUNEETA SCONCE

SKU: PNTA-SC-BR

– DIMENSIONS
5" W X 9" D X 17" H

– BACKPLATE
4.5" W X 4.5" H

– SHADE
2.5" W X 5" D X 8" H

– MATERIAL
MERCURY GLASS SHADE
NATURAL HEMP + BRASS ACCENTS
MATTE BRASS HARDWARE

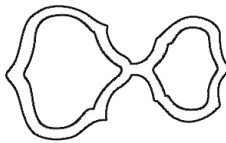
– SOCKET / BULB
1 E26 (TYPE A) – 40 WATT MAX
BULB(S) NOT PROVIDED.

– WEIGHT
6 LBS

RO SHAM BEAUX

FOR ORDERING, PRICING AND LEAD TIME,
VISIT OUR WEBSITE, RO-SHAM-BEAUX.COM

FOR CUSTOM ORDERS EMAIL
ORDER@RO-SHAM-BEAUX.COM



RO SHAM BEAUX

