

TARANTULA BOOSTER 730NM BAR

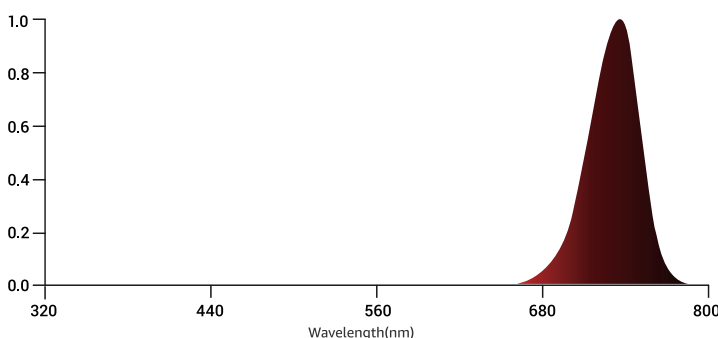


Specifications

Input Power	30W
Input Voltage & Frequency	100~277Vac & 50 / 60Hz
Max.Input Current	0.264A (120Vac) 0.139A (240Vac) 0.121A (277Vac)
Fixture Lifetime	>50,000hrs
Max.Ambient Temp.	40°C / 104°F
Power Factor	>0.9

Daisy-Chaining (Through Wiring)	Max. 22 units (120Vac) Max. 43 units (240Vac) Max. 69 units (277Vac)
Waterproof Rating	IP66
Power Cord & Plug Type	10ft AWG # 18 (NEAM 5-15 P)
Manufacturer's Warranty	5 Year
Conforms to	UL8800 UL1598 CSA C22.2#250.0

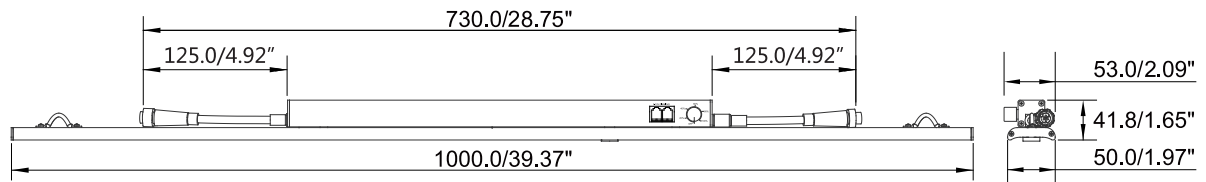
Spectrum



Packaging

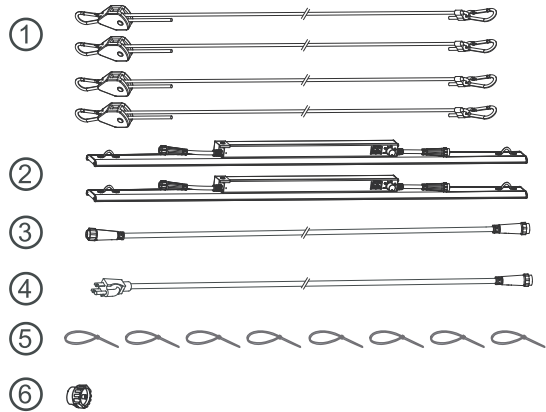
Outer Carton Size	118cm x 28cm x 28cm 46.46" x 11.02" x 11.02"
Weight	43.76lbs (19.85kg)
Qty./Ctn.	12 sets (6 pairs)
Inner Carton Size	116cm x 15cm x 10cm 45.67" x 5.91" x 3.94"
Weight	6.94lbs (3.15kg)
Qty./Ctn.	2 sets (1 pair)

Dimensions(mm/")

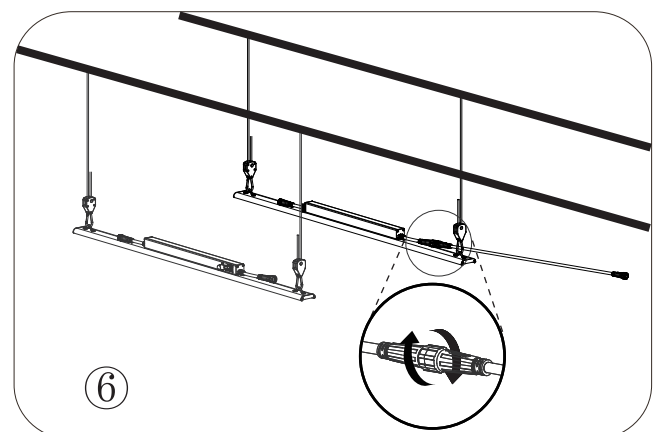
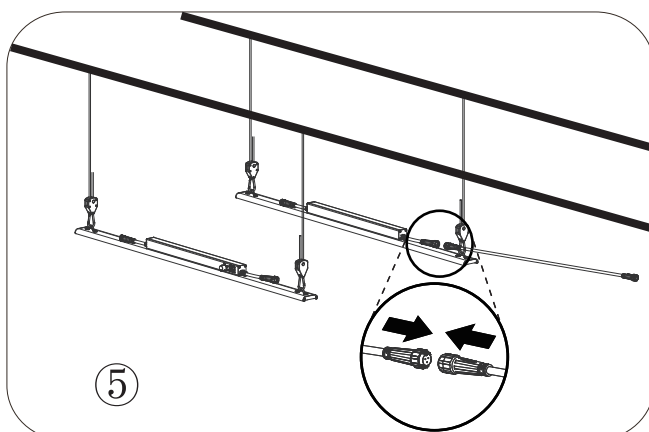
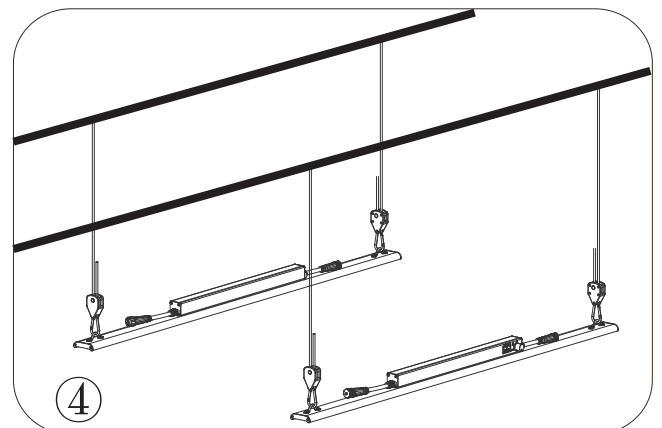
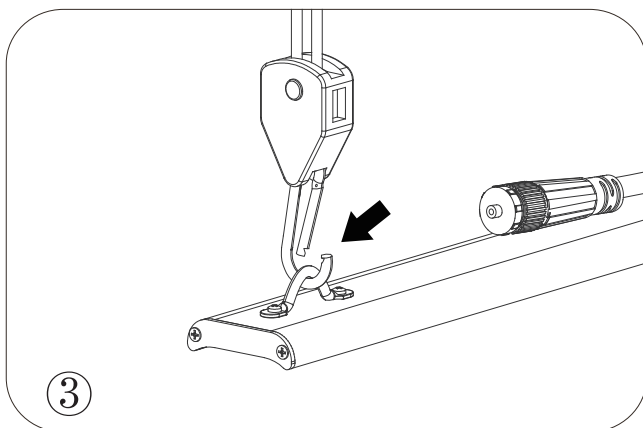
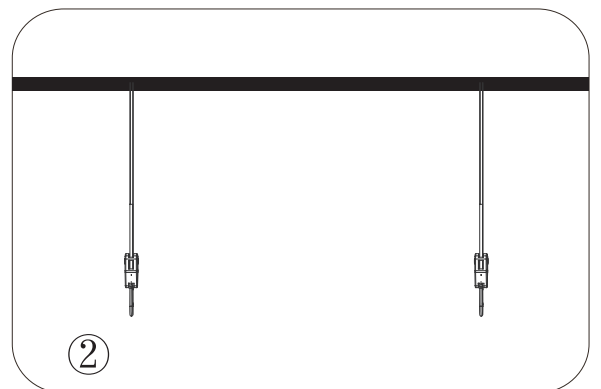
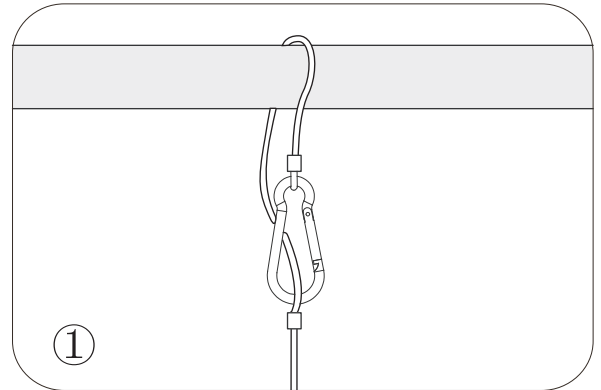


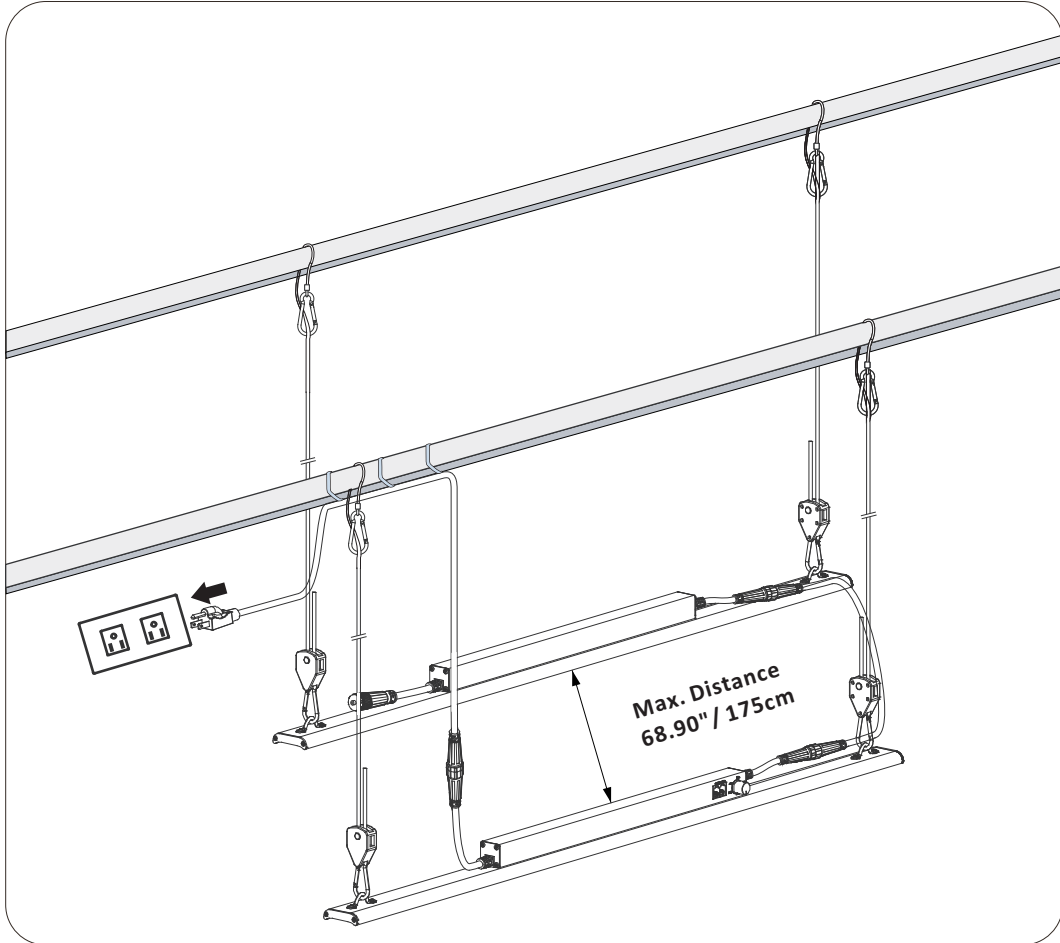
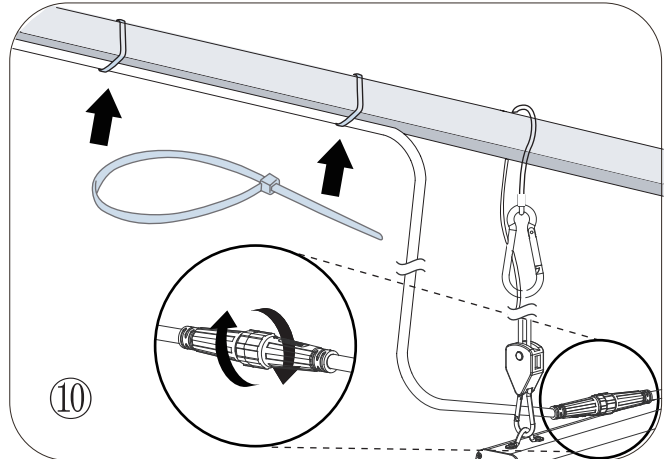
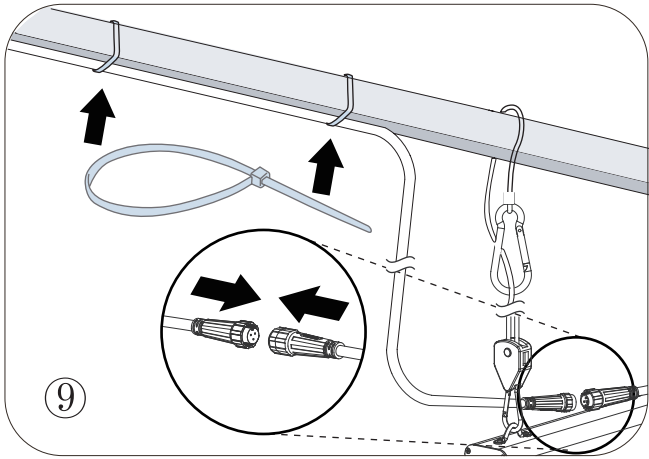
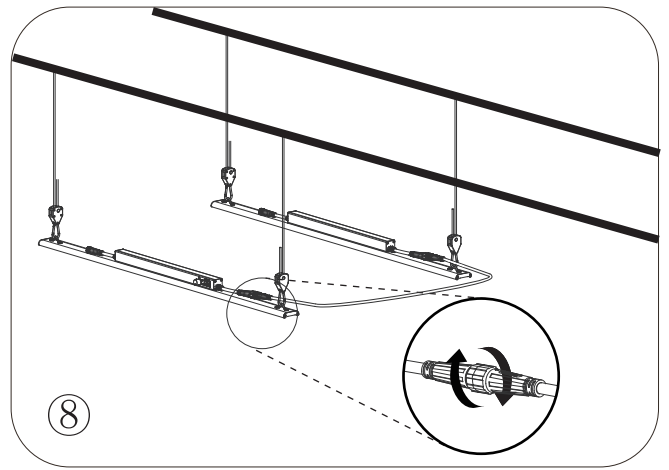
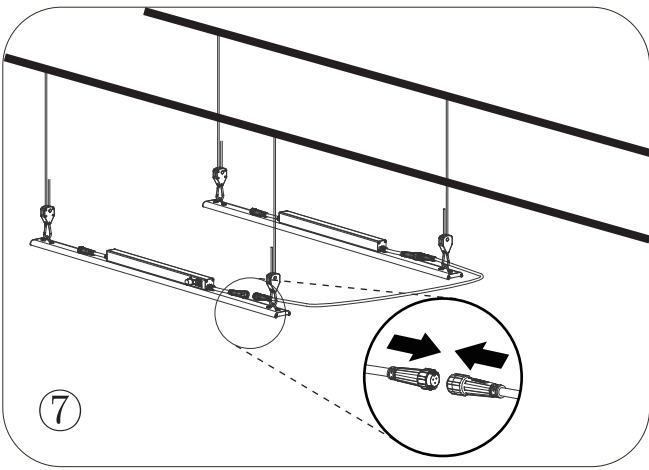
Installation

Contents



- ① Ratchet Hangers (4X)
- ② Light Bars (2X)
- ③ Daisy Chain Cable & Connectors (AC) (1X5ft)
- ④ Power Cord and Plug (1X10ft)
- ⑤ Zip Ties (8X)
- ⑥ End Cap (1X)





Safety Warnings and Recommendations

Warning! Carefully read the warnings below before using or working with the product!

Always adhere to the local rules and regulations when installing or using the LED fixture.

Do not open or disassemble the LED fixture, it contains no serviceable parts inside. Opening or modifying the LED fixture can be dangerous and will void the warranty.

Wearing protective gloves and glasses is recommended during installation.

Do not use the LED fixture when either the LED fixture has been dropped or is damaged or its power cord is damaged.

Replace the power cord only with original certified cords. Keep the power cord away from hot surfaces.

Modifications to the cords can lead to unwanted electromagnetic effects, which makes the product not comply with legal requirements.

Do not plug the LED fixture into a supply voltage other than what is instructed on the fixture.

Always disconnect the LED fixture from mains before performing any maintenance.

The LED lighting product is extremely bright. Do not stare directly into any of the lights.

The LED fixture will get hot during operation. Do not touch when the light is on. Keep the LED fixture away from children.

Always allow for a cool down period of at least 30 min. before touching the LED rails. Touching the LED rails when the fixture is lit or immediately afterwards can result in severe burns!

Do not expose the LED fixture to:
(ambient) temperatures outside the specified range;
dust and contamination;
direct sunlight during use or HID light that could heat up the ballast.

Do not use the LED fixture near flammable, explosive or reactive substances. Do not use sulfur vaporizers or water misters.

The installation and use of the LED fixture are the responsibility of the end user. Incorrect use or installation can lead to failure and damage to the LED fixture. Damage to the LED fixture and electronic circuitry because of incorrect installation and use will void the warranty.