

PRODUCT CARBON FOOTPRINT - PIQUADRO

Climate Action in 5 Steps:



Assessment Methodology:

- Our assessment is based on:
 - Internationally recognized standards



- Secondary data extracted from scientific lify cycle assessment databases
- ACBC's primary data



Product Carbon Footprint Methodology:

- **System Boundaries Definition** - from raw materials phase to end-of-life, excluding use phase
- **Data collection** on the analysed product (composition, supplier, material origin and etc)
- **Component Weighing** with the scales Drivei and Bil2b Bombelli
- **Emissions factor identification** based on products' component composition
- **CO2 impact calculation** also taking into account production waste. If not available, secondary data values have been used to fill the gap.
- **Results documentation** in the form of an official report

Focus on Data Collection:

- ACBC aims at the highest possible data quality
- ACBC strives to use primary data when available. Only with the highest quality degree scientific-based analyses can truly be a real decision-making factor.
- ACBC strives to use primary data by directly interacting with the multiple involved stakeholders
- ACBC consults and supports other businesses to collect, document and compare data.
- ACBC strives to reduce data gaps to the least amount as possible
- ACBC accounts for unavoidable data gaps and suggests to account for a 10% deviation of the PCF in order to fully cover emissions in the compensation phase

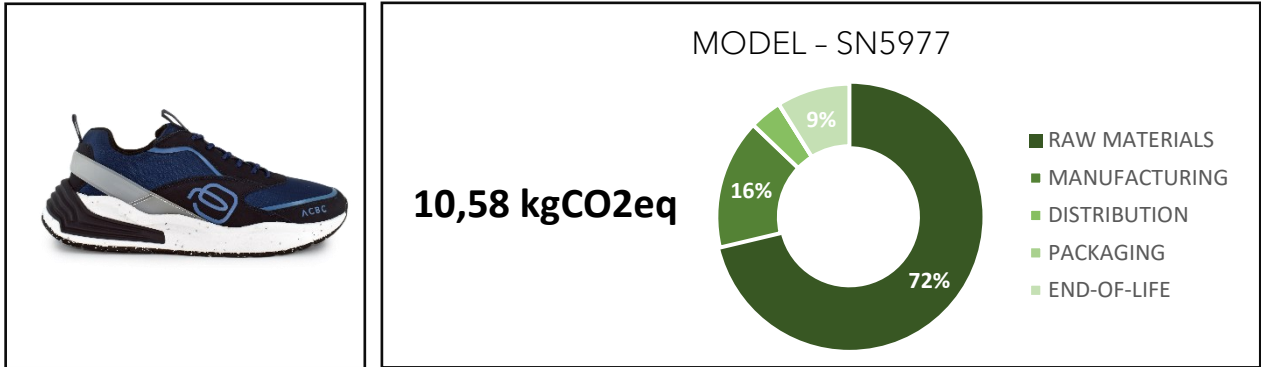
Product Carbon Footprint Analysis:



Products Analysed:

- SN5977

SUMMARY



Disclaimer: The CO2 calculation is based on literature data and proxy estimates. Although the literature presents wide impact ranges, ACBC has tried as much as possible to narrow down this range and provide a figure as close as possible to reality. However, there is a possibility that the impact has a small deviation from the measured result. Precisely for this reason, the practice is to consider a deviation equal to 15% of the final value to cover for the technical gap. The totals above already account for the 15% margin.

PRODUCT ANALYSIS - SN5977

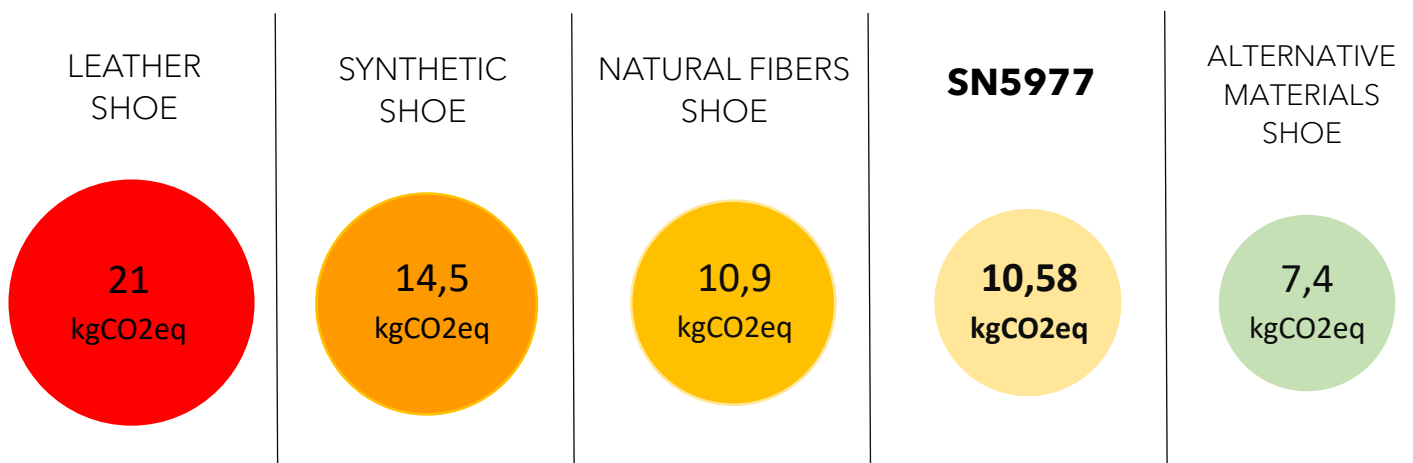
Product Infographic:



Conditions of the Analysis:

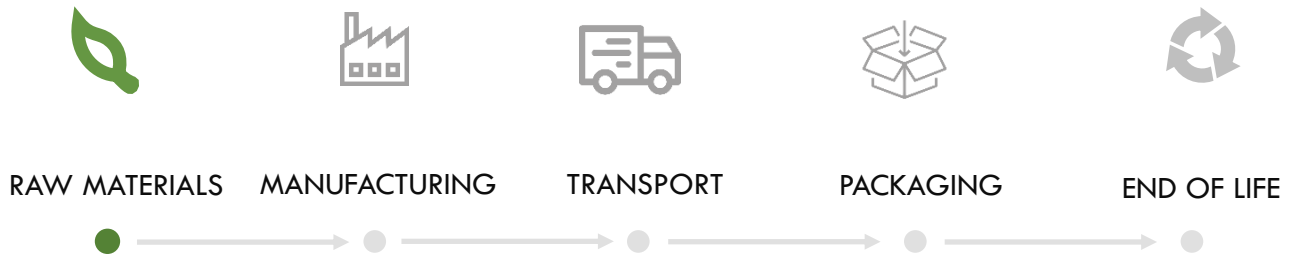
- The impact arising from raw materials also includes materials loss rate. These values have been sourced from secondary data. A loss rate of 20% was accounted for the upper materials, while one equal to 10% to the structures materials.
- Road transport was the transport mode accounted for the inbound logistics
- The impact attached to packaging does not include secondary packaging
- The impact attached to manufacturing is based on approximate energy consumption per pair of shoes.

Product Benchmark:

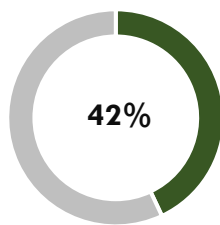


SN5977

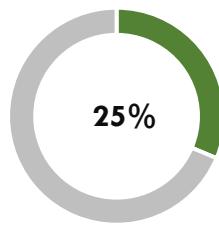
Focus on Raw Materials - Product Carbon Footprint:



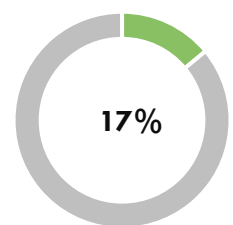
- The 3 most impactful materials in the shoe are:



■ POLYESTER



■ RUBBER



■ EVA

ACBC is not only
our name but
our Commitment
to sustainability.

**When we say anything can be
changed, we mean it.**

Edoardo Iannuzzi CSO and founder