

PRODUCT CARBON FOOTPRINT – PIQUADRO

Climate Action in 5 Steps:



Assessment Methodology:

- Our assessment is based on:
 - Internationally recognized standards



- Secondary data extracted from scientific life cycle assessment databases
- ACBC’s primary data

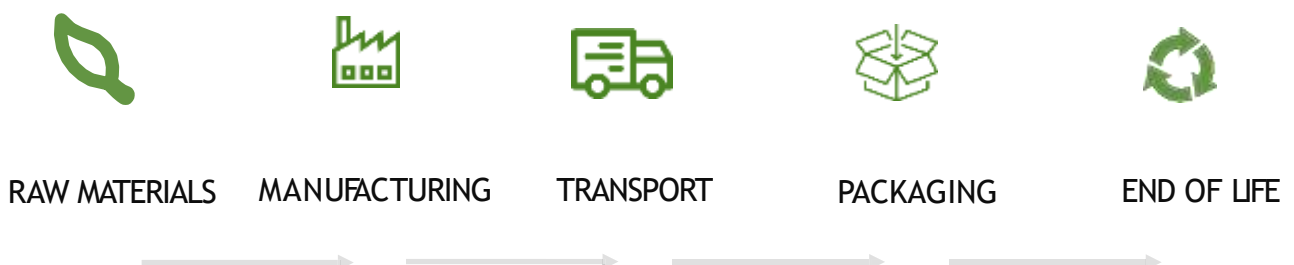
Product Carbon Footprint Methodology:

- **System Boundaries Definition** – from raw materials phase to end-of-life, excluding use phase
- **Data collection** on the analyzed product (composition, supplier, material origin and etc)
- **Component Weighing** with the scales Driwei and Bil2b Bombelli
- **Emissions factor identification** based on products' component composition
- **CO2 impact calculation** also taking into account production waste. If not available, secondary data values have been used to fill the gap.
- **Results documentation** in the form of an official report


Focus on Data Collection:

- ACBC aims at the highest possible data quality.
- ACBC strives to use primary data when available. Only with the highest quality degree scientific-based analyses can truly be a real decision-making factor.
- ACBC strives to use primary data by directly interacting with the multiple involved stakeholders.
- ACBC consults and supports other businesses to collect, document and compare data.
- ACBC strives to reduce data gaps to the least amount as possible.
- ACBC accounts for unavoidable data gaps and suggests to account for a 15% deviation of the PCF in order to fully cover emissions in the compensation phase

Product Carbon Footprint Analysis:



SUMMARY

	<p>MODEL – BV5213 PQ</p> <p>59,3 kgCO₂eq</p>
--	--

Disclaimer: The CO₂ calculation is based on literature data and proxy estimates. Although the literature presents wide impact ranges, ACBC has tried as much as possible to narrow down this range and provide a figure as close as possible to reality. However, there is a possibility that the impact has a small deviation from the measured result. Precisely for this reason, the practice is to consider a deviation equal to 15% of the final value to cover for the technical gap.

PRODUCT ANALYSIS – BV5213PQ


Product Infographic:



Condition of the Analysis:

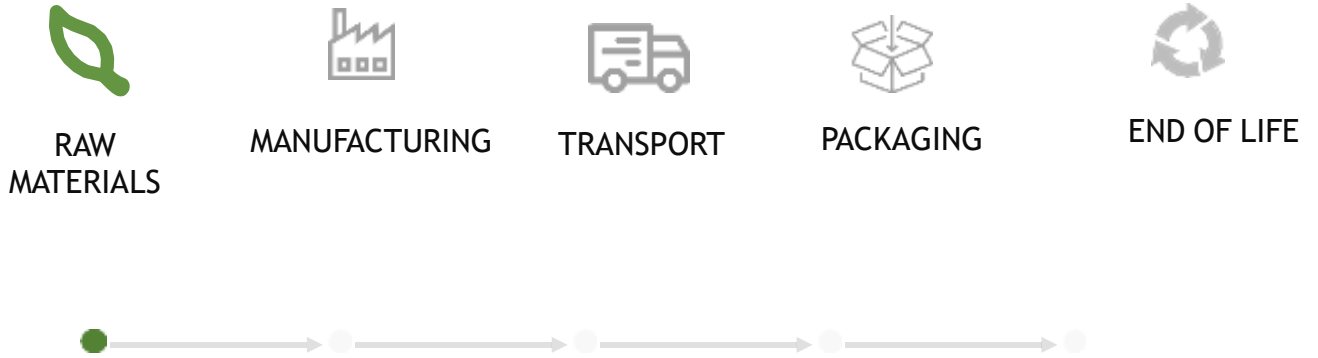
- The impact arising from raw materials does not include data regarding materials loss rates and wastage during production;
- Road transport was the transport mode accounted for in the inbound logistics phase;
- The impact attached to packaging does not include secondary packaging;
- The impact attached to manufacturing is based on the approximate energy consumption per bag;
- Ocean freight and road transport were the transport modes accounted for in the outbound logistics phase;

Product Benchmark:

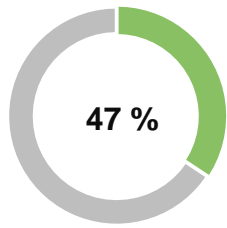


BV5213 PQ

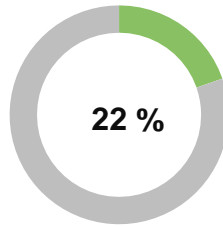
Focus on Raw Materials – Product Carbon Footprint:



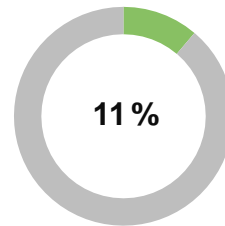
▮ The 3 most impactful materials in the bag are:




■ POLYCARBONATE



■ ZINC



■ POLYESTER



ACBC is not only
our name but our
Commitment to
sustainability.

**When we say anything can
be changed, we mean it.**

Edoardo Iannuzzi CSO and founder