

Tulip Jewellery

RING SIZE GUIDE

This guide is to be used with an existing ring to find out your ring size. For greatest accuracy use a ring with a similar band width and style to the one you want to buy. Follow the steps below to determine your size

STEP 1

Print this page out to 100% (ensure page scaling is set to 'none' on your printer). Once printed, check the size by measuring the line below. It should be exactly 5cm / 1.97"


STEP 2

Place your ring on the chart below and match the inside edge of the ring to the circle in the nearest size

STEP 3

The letter that fits best within the circle is your ring size. If the ring falls somewhere between two sizes, you should opt for the bigger size.

5cm / 1.97"



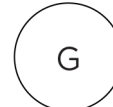
12.84 mm



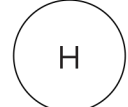
13.57 mm



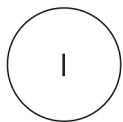
13.97 mm




14.38 mm



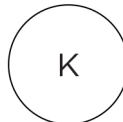
14.88 mm



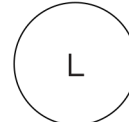
15.10 mm



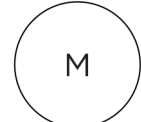
15.49 mm



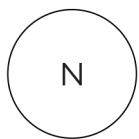
15.90 mm



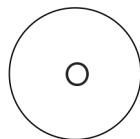
16.31 mm



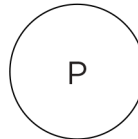
16.71 mm



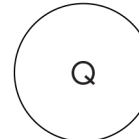
17.12 mm



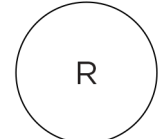
17.53 mm



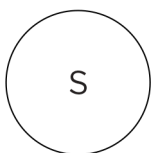
17.93 mm



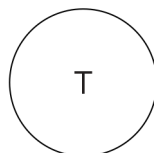
18.34 mm



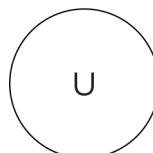
18.75 mm



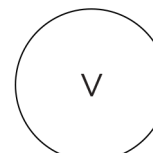
19.15 mm



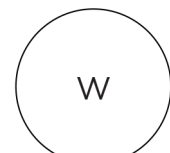
19.56 mm



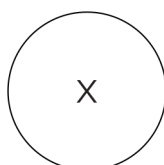
19.81 mm



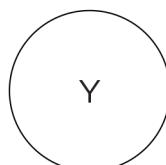
20.17 mm



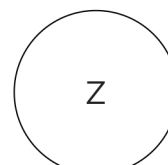
20.61 mm



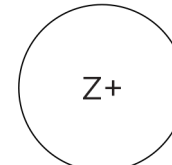
20.99 mm



21.32 mm



21.71 mm



22.10 mm