

Red Light Therapy



The PERSONAL Tower



The CORE Tower



The FULL BODY Tower

EXCLUSIVE CLEARLIGHT® TECHNOLOGY

Our Variable Optics technology allows you to maximize the benefits of Red Light and Near Infrared to help you reach your health and fitness goals. Available as a standalone unit or as an addition to your Clearlight® Sauna.

VARIABLE OPTICS THERAPY

Clearlight® Red Light Therapy is the only light therapy unit using Variable Optics. Most other units have a single optical output at a 7-30 degree angle. This limits the amount of light absorbed by the human body. With a single optic, there is a single acceptance angle. We use a mix of 15 degree and 40-60 degree optics creating multiple cross acceptance angles. This allows the light waves to be absorbed more effectively into our cells.

RED LIGHT THERAPY

Red Light at 650nm increases the energy inside human cells through a process called Photobiomodulation (PBM). PBM increases the production of ATP (Adenosine Triphosphate) providing the energy to drive many processes in living cells.

NEAR INFRARED THERAPY

Near Infrared at 850nm is absorbed deep below the surface of the skin. It is absorbed by the light receptors in our cell's mitochondria, promoting cellular regeneration and anti-aging.

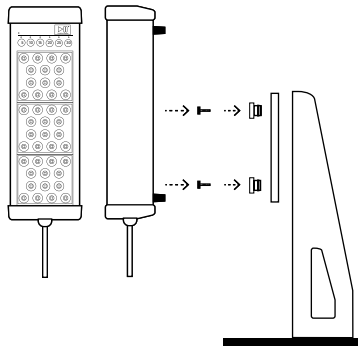
THE BENEFITS OF RED-LIGHT THERAPY INCLUDE:



- Pain Reduction
- Tissue Regeneration
- Wound Healing
- Muscle Recovery
- Muscle Conditioning
- Testosterone Boost
- Reduced Inflammation
- Skin Rejuvenation (boost collagen & elastin production)

The PERSONAL Tower

*Stand (Included)



Specifications

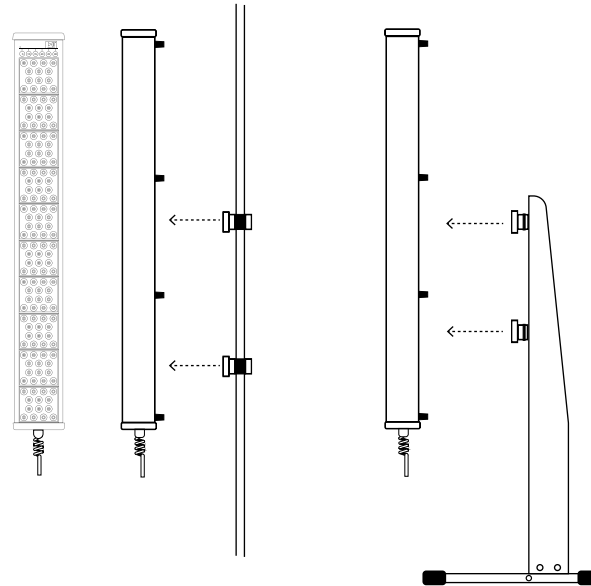
Unit	Stand
Width: 5"	Width: 5 3/4"
Depth: 3 1/2"	Depth: 9"
Height: 13 3/8"	Height: 12 1/4"
Weight: 6 lbs	Weight: 2 lbs
Total Weight: 8 lbs	Full Height: 16 1/2"

Technical Information:

Irradiance: Approximate 55-110 mw/cm2 @ 4"
Power: 100-240v AC, 50-60hz, 60W

The CORE Tower


*Sauna Door Mount (included)



Unit	Stand
Width: 5"	Width: 15"
Depth: 4"	Depth: 17 1/2"
Height: 38"	Height: 41"
Weight: 14.6 lbs	Weight: 7.6 lbs
Total Weight: 22.2 lbs	Full Height: 46-56 1/2" H

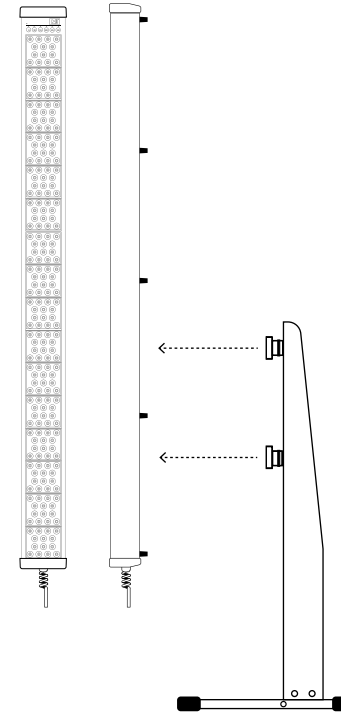
Technical Information:

Irradiance: Approximate 55-110 mw/cm2 @ 4"
Power: 100-240v AC, 50-60hz, 200W

 Stand (available at additional cost)

The FULL BODY Tower

*Stand (Included)

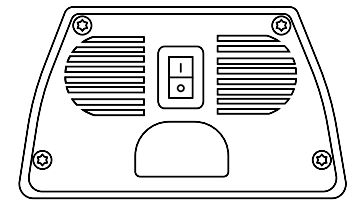


Unit	Stand
Width: 5"	Width: 15"
Depth: 4"	Depth: 17 1/2"
Height: 59"	Height: 41"
Weight: 23 lbs	Weight: 7.6 lbs
Total Weight: 30.6 lbs	Full Height: 66-83 3/4" H

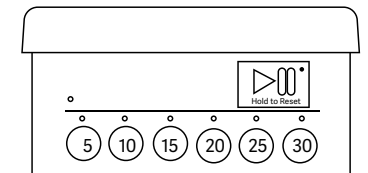
Technical Information:

Irradiance: Approximate 55-110 mw/cm2 @ 4"
Power: 100-240v AC, 50-60hz, 320W

Top View Power Button



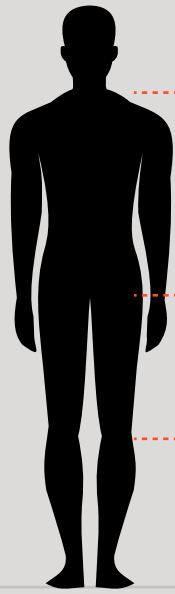
Control Panel



**Warranty: 5-Year Residential and Commercial
Parts and Labor
Made in the USA**



RED LIGHT THERAPY TO SCALE



16 1/2"



46-56 1/2"



66-83 3/4"

SPECIFICATIONS	The PERSONAL Tower	The CORE Tower	The FULL BODY Tower
Power	100-240v AC, 50-60hz, 60W	100-240v AC, 50-60hz, 200W	100-240v AC, 50-60hz, 320W
Total Weight	8 lbs	22.2 lbs	30.6 lbs
Unit Dimensions	5" W x 3 1/2" D x 13 3/8" H / Weight: 6 lbs	5" W x 4" D x 38" H / Weight: 14.6 lbs	5" W x 4" D x 59" H / Weight: 23 lbs
Stand Dimensions	5 3/4" W x 9" D x 12 1/4" H / Weight: 2 lbs	15" W x 17 1/2" D x 41" H / Weight: 7.6 lbs	15" W x 17 1/2" D x 41" H / Weight: 7.6 lbs
Red light Bulb count	21	70	112
Near infrared Bulb count	21	70	112
Variable Optics	mix of 7 to 60 degree optics	mix of 7 to 60 degree optics	mix of 7 to 60 degree optics
Red Light	650nm	650nm	650nm
Near Infrared	850nm	850nm	850nm
LED's	42	140	224
Max heat rating	170F / 76C	170F / 76C	170F / 76C
Focusing Lens Beam Angle	7°-60°	7°-60°	7°-60°
Irradiance at 4"	55-110 mw/cm2	55-110 mw/cm2	55-110 mw/cm2
Max coverages at 18"	7°-60°	7°-60°	7°-60°
EMF Emission	At 3" < 2mg / at 6" < 1mg	At 3" < 2mg / at 6" < 1mg	At 3" < 2mg / at 6" < 1mg
Best for	Designed for spot treatment use on your face, hands, feet, arms or any smaller area of your body.	Designed to target large portions of your body	Designed to target full Body
Standing treatment recommendation	6-10" from unit 15-20 minute session	6-10" from unit 15-20 minute session	6-10" from unit 15-20 minute session
Sitting treatment recommendation	Sitting 12-18"+ 20-30 minute session	Sitting 12-18"+ 20-30 minute session	Sitting 12-18"+ 20-30 minute session
Attaches to Clearlight Sauna	No	Yes	No
Stand available	Stand is included	Stand available for purchase	Stand is included
Full Height (unit with Stand)	16 1/2" H	46-56 1/2" H	66-83 3/4" H
Warranty	5-year Residential and Commercial	5-year Residential and Commercial	5-year Residential and Commercial
FDA	FDA registered	FDA registered	FDA registered