



Barnes4wd Axis Bed Rack Upright Rotopax Mount Installation Instructions

Thank you for purchasing our Barnes4wd Axis Bed Rack Upright Rotopax Mount!

Installation Notes:

- **All Hardware is stainless steel to prevent corrosion. Hardware will need installed by hand with antiseize to prevent galling.**
- While installing leave all hardware loose until the final step.
- This bracket is designed to mount a 1 gallon to 3 gallon Rotopax on the uprights of the Barnes 4wd Axis Bed Rack
- The mount is design to use any Rotopax brand mount.
- These instructions assume that the base rack has been installed.
- Some of the hardware in the previous instructions may need to be loosened or removed during installation.
- Torque all 3/8" hardware to 19 Ft-Lbs.

Tools required:

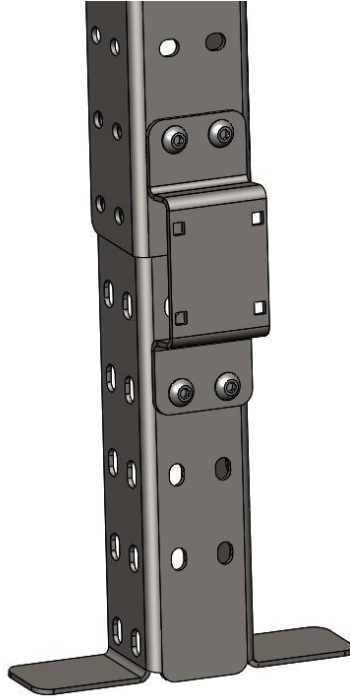
- 9/16" Wrench
- 7/32" Allen Socket
- 3/8" Driver Ratchet
- 7/16" Wrench
- Antiseize

Contents of box

Bill of Materials for B4WK12628 Up Right Roto Pack Mount Prepack		
QTY	Part Number	Description
1	B4W125034P	Rotopax Bed Rack Mount on Upright Powder Coated
4	37C100KBCS	3/8"-16 X 1" Button Head Cap Screw Stainless
4	37CNNES	3/8"-16 Stainless Nylock Nut
4	37NWUSS	3/8" USS Flat Washer Stainless

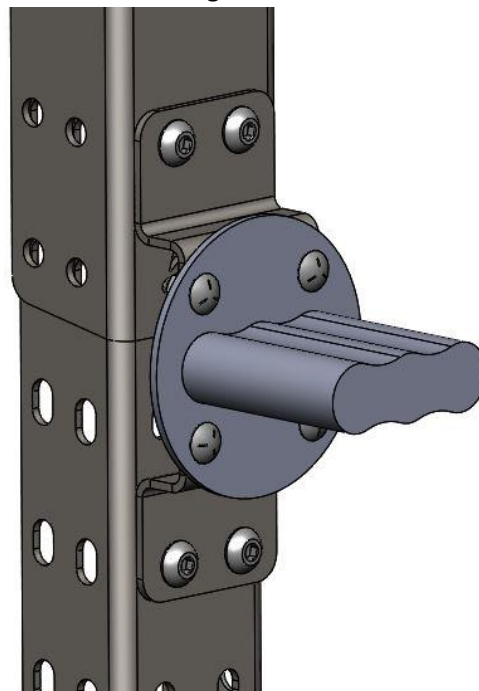
Step 1:

Install the mounting bracket on the upright of the bed rack as shown below in the preferred location.



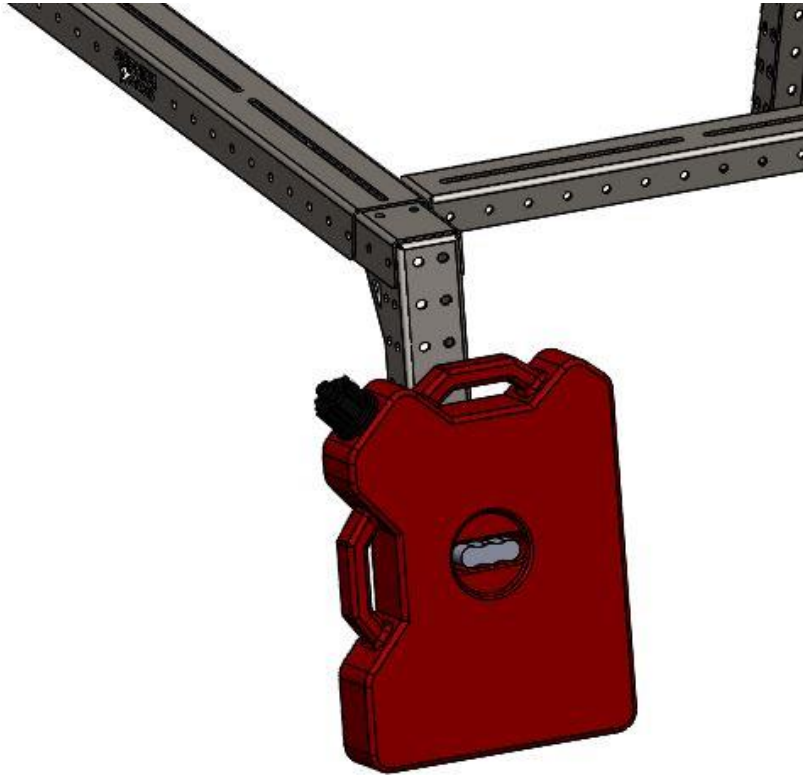
Step 2:

Install your Rotopax Mount onto the mounting bracket with the hardware supplied with the Rotopax bracket and tighten all hardware.



Step 3:

Install your Rotopax pack on the bracket assembly.



Congratulations! You Have finished the installation of the Barnes4wd Axis Bed Rack Upright Rotopax Mount

Professional Services Disclaimer:

The content of all pages of this website (collectively, the "Website"), such as text, graphics, images, information and other material (collectively, "Content") is for informational purposes only. Any information furnished on this Website is not intended nor implied to be automotive advice and is not intended to replace personal consultation with a qualified automotive service technician, mechanic, or similar automotive professional.

Barnes 4WD has not examined the Content for accuracy, timeliness, completeness, appropriateness, or helpfulness. Barnes 4WD does not endorse any specific tests, products, procedures, opinions, or other information that may be mentioned on this Website. Your reliance upon information and Content obtained by you at or through this Website is solely at your own risk. IN NO EVENT SHALL BARNES 4WD BE LIABLE OR OTHERWISE RESPONSIBLE FOR ANY DAMAGE OR INJURY (INCLUDING DEATH) TO YOU, OTHER PERSONS, OR PROPERTY ARISING FROM ANY USE OF ANY PRODUCT, INFORMATION, IDEA, OR INSTRUCTION CONTAINED IN THE CONTENT.

BARNES 4WD DOES NOT MAKE ANY REPRESENTATION OR WARRANTY, EXPRESS OR IMPLIED, AT LAW OR IN EQUITY, WITH RESPECT TO ANY PRODUCT FEATURED ON THE WEBSITE, INCLUDING WITHOUT LIMITATION WITH RESPECT TO MERCHANTABILITY, FITNESS FOR ANY PARTICULAR PURPOSE, VALUE, VALIDITY, OR ENFORCEABILITY, AND ANY AND ALL SUCH OTHER REPRESENTATIONS OR WARRANTIES ARE HEREBY EXPRESSLY DISCLAIMED.