

Executive Chairs LETO SERIES




COLOR OPTIONS

Artificial Leather



SB9680(IVORY) SY01(BLACK) SB7218(BROWN)


Genuine Leather



DH-910(BLACK) DH-903(DK. BROWN) MILANO03(BROWN)



LT-104E
(24.41Wx24.41Dx38.19H)



Armrest Height Adjustment



Synchronized Tilt



Multi-Angle Armrest Adjustment



Tilt Tension Adjustment



Height Adjustment



Multi-Locking System



Seat Depth Adjustment











Multi-Limited Tilt Adjustment (3Level)

Specification

Seat and Back: Genuine / Artificial Leather and fabric option available

Base: Aluminum starbase

Features: Backrest Angle Adjustment, Backrest Tilt Tension Adjustment, Multi Task Control and Seat Height Adjustable

Leto Series	 HEADREST ADJUSTMENT	 ARMREST ADJUSTMENT	 LUMBAR SUPPORT ADJUSTMENT	 BACKREST TILTING	 BACKREST ANGLE ADJUSTMENT	 BACKREST TILT TENSION	 MULTI TASK CONTROL	 SEAT DEPTH ADJUSTMENT	 PNEUMATIC SEAT HEIGHT ADJ	 STARBASE TYPE
LT-101S	-	-	-	-	○	○	○	-	○	AL
LT-102S	-	-	-	-	○	○	○	-	○	AL
LT-101A	-	○	-	-	○	○	○	○	○	AL
LT-102A	-	○	-	-	○	○	○	○	○	AL
LT-201B	-	-	-	-	○	○	-	-	○	PA
LT-202B	-	-	-	-	○	○	-	-	○	PA
LT-104E	-	-	-	-	-	-	-	-	-	ST