

WORKSTATION

InSpace




SCREEN BOARD

- DS-080 800W×650H×21
- DS-100 1000W×650H×21
- DS-120 1200W×650H×21
- DS-140 1400W×650H×21
- DS-160 1600W×650H×21

PART LIST

POST




L TYPE POST

KP-10L 944
 KP-12L 1144
 KP-14L 1344
 KP-16L 1544
 KP-18L 1744



T TYPE POST

KP-10L 944
 KP-12L 1144
 KP-14L 1344
 KP-16L 1544
 KP-18L 1744



X TYPE POST

KP-10X 834
 KP-12X 1034
 KP-14X 1034
 KP-16X 1034
 KP-18X 1234

SIDE FINISHED COVER COVER/ GAP FINISHED COVER



SIDE FINISHED COVER


KE-10 834
 KE-12 1034
 KE-14 1034
 KE-16 1034
 KE-18 1234



GAP FINISHED COVER

KE-02D 200
 KE-04D 400
 KE-06D 600
 KE-08D 800

SIDE PANEL/ SIDE POST PANEL



SIDE PANEL

KSA-0812 800Wx1160H
 KSA-0814 800Wx1360H
 KSA-1012 1000Wx1160H
 KSA-1014 1000Wx1360H



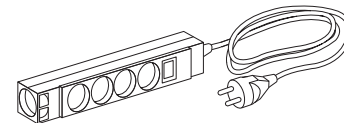
L TYPE POST

KSP-12L 1144
 KSP-14L 1344



T/X TYPE POST

KSP-12T/X 1144
 KSP-14T/X 1344



RECEPTACLE

KM520

BRACKETS FOR DESKTOP SURFACE



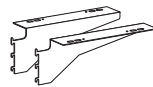
BRACKET (CORNER)

KH-100 L/R



BRACKET (SMALL)

KH-200 L/R



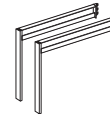
BRACKET (LARGE)

KH-001



BRACKET (FLAT)

KH-001



HANGING SUPPORT LEG

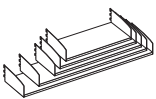
KDS-06 L/R 600Wx690H
 KDS-07 L/R 700Wx690H
 KDS-08 L/R 800Wx690H



WALL BRACKET

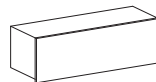
KA-200

ACCESSORIES



SHELF

KS-0601 600Wx300D
 KS-0701 700Wx300D
 KS-0801 800Wx300D
 KS-1001 1000Wx300D
 KS-1201 1200Wx300D



OVERHEAD STORAGE

KS-0601 600Wx300D
 KS-0701 700Wx300D
 KS-0801 800Wx300D
 KS-1001 1000Wx300D
 KS-1201 1200Wx300D



PAPER SHELF

KA301



PAPER SHELF

KA301



CD SHELF

KA303



PEN CASE

KA304



WORKSURFACE SUPPORT SHELF

KA-406 600Wx168D
 KA-407 700Wx168D
 KA-408 800Wx168D
 KA-410 1000Wx168D
 KA-412 1200Wx168D




STABILIZER

KA100


WORKSTATION

InSpace



GENERAL TYPE

KTT-0610 600W×960H
KTT-0710 700W×960H
KTT-0810 800W×960H
KTT-1010 1000W×960H
KTT-1210 1200W×960H



SINGLE BELT TYPE

KTB-0610 600W×960H
KTB-0710 700W×960H
KTB-0810 800W×960H
KTB-1010 1000W×960H
KTB-1210 1200W×960H



DOUBLE BELT TYPE

KBB-0610 600W×960H
KBB-0710 700W×960H
KBB-0810 800W×960H
KBB-1010 1000W×960H
KBB-1210 1200W×960H



SINGLE WIRING BELT TYPE

KTE-0710 700W×960H
KTE-0810 800W×960H
KTE-1010 1000W×960H
KTE-1210 1200W×960H



BELT/WIRING BELT TYPE

KBE-0710 700W×960H
KBE-0810 800W×960H
KBE-1010 1000W×960H
KBE-1210 1200W×960H



DOUBLE/WIRING BELT TYPE

KEE-1210 1200W×960H



GENERAL TYPE

KTT-0612 600W×1160H
KTT-0712 700W×1160H
KTT-0812 800W×1160H
KTT-1012 1000W×1160H
KTT-1212 1200W×1160H



SINGLE BELT TYPE

KTB-0612 600W×1160H
KTB-0712 700W×1160H
KTB-0812 800W×1160H
KTB-1012 1000W×1160H
KTB-1212 1200W×1160H



DOUBLE BELT TYPE

KBB-0612 600W×1160H
KBB-0712 700W×1160H
KBB-0812 800W×1160H
KBB-1012 1000W×1160H
KBB-1212 1200W×1160H



SINGLE WIRING BELT TYPE

KTE-0712 700W×1160H
KTE-0812 800W×1160H
KTE-1012 1000W×1160H
KTE-1212 1200W×1160H



BELT/WIRING BELT TYPE

KBE-0712 700W×1160H
KBE-0812 800W×1160H
KBE-1012 1000W×1160H
KBE-1212 1200W×1160H



DOUBLE/WIRING BELT TYPE

KEE-1212 1200W×1160H



GENERAL TYPE

KTT-0614 600W×1360H
KTT-0714 700W×1360H
KTT-0814 800W×1360H
KTT-1014 1000W×1360H
KTT-1214 1200W×1360H



SINGLE BELT TYPE

KTB-0614 600W×1360H
KTB-0714 700W×1360H
KTB-0814 800W×1360H
KTB-1014 1000W×1360H
KTB-1214 1200W×1360H



DOUBLE BELT TYPE

KBB-0614 600W×1360H
KBB-0714 700W×1360H
KBB-0814 800W×1360H
KBB-1014 1000W×1360H
KBB-1214 1200W×1360H



SINGLE WIRING BELT TYPE

KTE-0714 700W×1360H
KTE-0814 800W×1360H
KTE-1014 1000W×1360H
KTE-1214 1200W×1360H



BELT/WIRING BELT TYPE

KBE-0714 700W×1360H
KBE-0814 800W×1360H
KBE-1014 1000W×1360H
KBE-1214 1200W×1360H



DOUBLE/WIRING BELT TYPE

KEE-1214 1200W×1360H



GENERAL TYPE

KTT-0616 600W×1560H
KTT-0716 700W×1560H
KTT-0816 800W×1560H
KTT-1016 1000W×1560H
KTT-1216 1200W×1560H




SINGLE BELT TYPE

KTB-0616 600W×1560H
KTB-0716 700W×1560H
KTB-0816 800W×1560H
KTB-1016 1000W×1560H
KTB-1216 1200W×1560H




DOUBLE BELT TYPE

KBB-0616 600W×1560H
KBB-0716 700W×1560H
KBB-0816 800W×1560H
KBB-1016 1000W×1560H
KBB-1216 1200W×1560H



SINGLE WIRING BELT TYPE

KTE-0716 700W×1560H
KTE-0816 800W×1560H
KTE-1016 1000W×1560H
KTE-1216 1200W×1560H



BELT/WIRING BELT TYPE

KBE-0716 700W×1560H
KBE-0816 800W×1560H
KBE-1016 1000W×1560H
KBE-1216 1200W×1560H



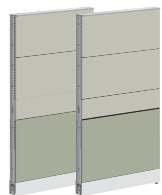
DOUBLE/WIRING BELT TYPE

KEE-1216 1200W×1560H



GENERAL TYPE

KTT-0618 600W×1760H
KTT-0718 700W×1760H
KTT-0818 800W×1760H
KTT-1018 1000W×1760H
KTT-1218 1200W×1760H



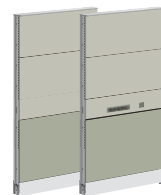
SINGLE BELT TYPE

KTB-0618 600W×1760H
KTB-0718 700W×1760H
KTB-0818 800W×1760H
KTB-1018 1000W×1760H
KTB-1218 1200W×1760H



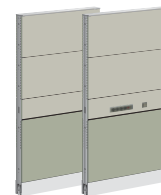
DOUBLE BELT TYPE

KBB-0618 600W×1760H
KBB-0718 700W×1760H
KBB-0818 800W×1760H
KBB-1018 1000W×1760H
KBB-1218 1200W×1760H



SINGLE WIRING BELT TYPE

KTE-0718 700W×1760H
KTE-0818 800W×1760H
KTE-1018 1000W×1760H
KTE-1218 1200W×1760H



BELT/WIRING BELT TYPE

KBE-0718 700W×1760H
KBE-0818 800W×1760H
KBE-1018 1000W×1760H
KBE-1218 1200W×1760H



DOUBLE/WIRING BELT TYPE

KEE-1218 1200W×1760H



**GENERALTYPE
(GLASSTOP)**

KTT-0612G 600W×1160H
 KTT-0712G 700W×1160H
 KTT-0812G 800W×1160H
 KTT-1012G 1000W×1160H
 KTT-1212G 1200W×1160H



**GENERALTYPE
(GLASSTOP)**

KTT-0614G 600W×1360H
 KTT-0714G 700W×1360H
 KTT-0814G 800W×1360H
 KTT-1014G 1000W×1360H
 KTT-1214G 1200W×1360H



**SINGLE BELT TYPE
(GLASSTOP)**

KTB-0614G 600W×1360H
 KTB-0714G 700W×1360H
 KTB-0814G 800W×1360H
 KTB-1014G 1000W×1360H
 KTB-1214G 1200W×1360H



**DOUBLE BELT TYPE
(GLASSTOP)**

KBB-0614G 600W×1360H
 KBB-0714G 700W×1360H
 KBB-0814G 800W×1360H
 KBB-1014G 1000W×1360H
 KBB-1214G 1200W×1360H



**SINGLE WIRING
BELT TYPE
(GLASSTOP)**

KTE-0714G 700W×1360H
 KTE-0814G 800W×1360H
 KTE-1014G 1000W×1360H
 KTE-1214G 1200W×1360H



**BELT/WIRING
BELT TYPE
(GLASSTOP)**

KBE-0714G 700W×1360H
 KBE-0814G 800W×1360H
 KBE-1014G 1000W×1360H
 KBE-1214G 1200W×1360H



**DOUBLE/WIRING
BELT TYPE
(GLASSTOP)**

KEE-1214G 1200W×1360H



**GENERALTYPE
(GLASSTOP)**

KTT-0616G 600W×1560H
 KTT-0716G 700W×1560H
 KTT-0816G 800W×1560H
 KTT-1016G 1000W×1560H
 KTT-1216G 1200W×1560H



**SINGLE BELT TYPE
(GLASSTOP)**

KTB-0616G 600W×1560H
 KTB-0716G 700W×1560H
 KTB-0816G 800W×1560H
 KTB-1016G 1000W×1560H
 KTB-1216G 1200W×1560H



**DOUBLE BELT TYPE
(GLASSTOP)**

KBB-0616G 600W×1560H
 KBB-0716G 700W×1560H
 KBB-0816G 800W×1560H
 KBB-1016G 1000W×1560H
 KBB-1216G 1200W×1560H



**SINGLE WIRING
BELT TYPE
(GLASSTOP)**

KTE-0716G 700W×1560H
 KTE-0816G 800W×1560H
 KTE-1016G 1000W×1560H
 KTE-1216G 1200W×1560H




**BELT/WIRING
BELT TYPE
(GLASSTOP)**

KBE-0716G 700W×1560H
 KBE-0816G 800W×1560H
 KBE-1016G 1000W×1560H
 KBE-1216G 1200W×1560H



**DOUBLE/WIRING
BELT TYPE
(GLASSTOP)**

KEE-1216G 1200W×1560H



**GENERALTYPE
(GLASSTOP)**

KTT-0618G 600W×1760H
 KTT-0718G 700W×1760H
 KTT-0818G 800W×1760H
 KTT-1018G 1000W×1760H
 KTT-1218G 1200W×1760H



**SINGLE BELT TYPE
(GLASSTOP)**

KTB-0618G 600W×1760H
 KTB-0718G 700W×1760H
 KTB-0818G 800W×1760H
 KTB-1018G 1000W×1760H
 KTB-1218G 1200W×1760H



**DOUBLE BELT TYPE
(GLASSTOP)**

KBB-0618G 600W×1760H
 KBB-0718G 700W×1760H
 KBB-0818G 800W×1760H
 KBB-1018G 1000W×1760H
 KBB-1218G 1200W×1760H



**SINGLE WIRING
BELT TYPE
(GLASSTOP)**

KTE-0718G 700W×1760H
 KTE-0818G 800W×1760H
 KTE-1018G 1000W×1760H
 KTE-1218G 1200W×1760H



**BELT/WIRING
BELT TYPE
(GLASSTOP)**

KBE-0718G 700W×1760H
 KBE-0818G 800W×1760H
 KBE-1018G 1000W×1760H
 KBE-1218G 1200W×1760H




**DOUBLE/WIRING
BELT TYPE
(GLASSTOP)**

KEE-1218G 1200W×1760H

WORKSTATION

InSpace



BIF New York Inc. 465 Barell Ave, Carlstadt, NJ 07072/ Tel: 201.933.7777/ Fax: 201.933.6261/ info@bifnewyork.com
BIF New York products exceed ANSI/BIFMA and ISTA performance standards and come with 10 year manufacturer's warranty against defects in materials, manufacturing and workmanship. Rev.03/2016/ www.bifnewyork.com

PART LIST

POST




L TYPE POST

P-10L 940
P-12L 1140
P-14L 1340
P-16L 1540
P-18L 1740



T TYPE POST

P-10T 940
P-12T 1140
P-14T 1340
P-16T 1540
P-18T 1740



X TYPE POST

P-10X 830
P-12X 1030
P-14X 1030
P-16X 1030
P-18X 1230



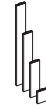
Y TYPE POST

P-10Y 940
P-12Y 1140
P-14Y 1340
P-16Y 1540
P-18Y 1740



END COVER

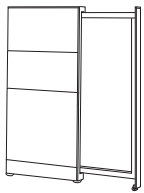
E-10 940
E-12 1140
E-14 1340
E-16 1540
E-18 1740



TOP COVER

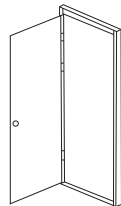
E-02D 200
E-04D 400
E-06D 600
E-08D 800

DOOR/SIDE FINISHED COVER/GAP FINISHED COVER/ EXTENSION CORD/HOLDER



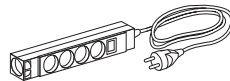
SLIDING DOOR

SL-1016 1000W×1560H
SL-1018 1000W×1760H
SL-1216 1200W×1560H
SL-1218 1200W×1760H



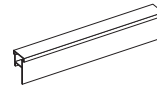
SWING DOOR

SW-1020 L/R



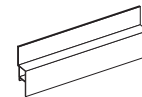
RECEPTACLE

CM-520



RECEPTACLE HOLDER (IN)

CO-001



RECEPTACLE HOLDER (OUT)

CO-002

BRACKETS FOR DESKTOP SURFACE



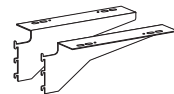
BRACKET (CORNER)

CH-100 L/R



BRACKET (SMALL)

CH-200 L/R



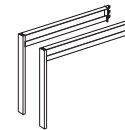
BRACKET (LARGE)

CH-001



BRACKET (FLAT)

CH-001



HANGING SUPPORT LEG

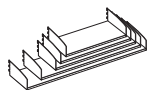
DS-06 L/R 600W×690H
DS-07 L/R 700W×690H
DS-08 L/R 800W×690H



WALL BRACKET

A-200

ACCESSORIES



SHELF

S-0601 600W×300D
S-0701 700W×300D
S-0801 800W×300D
S-1001 1000W×300D
S-1201 1200W×300D



OVERHEAD STORAGE

S-0602
600W×343D×410H
S-0702
700W×343D×410H
S-0802
800W×343D×410H
S-1002
1000W×343D×410H
S-1202
1200W×343D×410H



PAPER SHELF

A-301



PAPER SHELF

A-302



CD SHELF

A-303



PEN CASE

A-304




STABILIZER

A-100


WORKSTATION

InSpace




GENERALTYPE

TF-0610 600W×960H
TF-0710 700W×960H
TF-0810 800W×960H
TF-1010 1000W×960H
TF-1210 1200W×960H




SINGLE BELT TYPE

TB-0610 600W×960H
TB-0710 700W×960H
TB-0810 800W×960H
TB-1010 1000W×960H
TB-1210 1200W×960H



DOUBLE BELT TYPE

BB-0610 600W×960H
BB-0710 700W×960H
BB-0810 800W×960H
BB-1010 1000W×960H
BB-1210 1200W×960H



SINGLE WIRING BELT TYPE

TE-0710 700W×960H
TE-0810 800W×960H
TE-1010 1000W×960H
TE-1210 1200W×960H



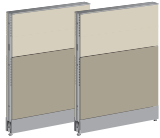
BELT/WIRING BELT TYPE

BE-0710 700W×960H
BE-0810 800W×960H
BE-1010 1000W×960H
BE-1210 1200W×960H




DOUBLE/WIRING BELT TYPE

EE-1210 1200W×960H




GENERALTYPE

TF-0612 600W×1160H
TF-0712 700W×1160H
TF-0812 800W×1160H
TF-1012 1000W×1160H
TF-1212 1200W×1160H




SINGLE BELT TYPE

TB-0612 600W×1160H
TB-0712 700W×1160H
TB-0812 800W×1160H
TB-1012 1000W×1160H
TB-1212 1200W×1160H




DOUBLE BELT TYPE

BB-0612 600W×1160H
BB-0712 700W×1160H
BB-0812 800W×1160H
BB-1012 1000W×1160H
BB-1212 1200W×1160H



SINGLE WIRING BELT TYPE

TE-0712 700W×1160H
TE-0812 800W×1160H
TE-1012 1000W×1160H
TE-1212 1200W×1160H



BELT/WIRING BELT TYPE

BE-0712 700W×1160H
BE-0812 800W×1160H
BE-1012 1000W×1160H
BE-1212 1200W×1160H



DOUBLE/WIRING BELT TYPE

EE-1212 1200W×1160H



GENERALTYPE

TF-0614 600W×1360H
TF-0714 700W×1360H
TF-0814 800W×1360H
TF-1014 1000W×1360H
TF-1214 1200W×1360H




SINGLE BELT TYPE

TB-0614 600W×1360H
TB-0714 700W×1360H
TB-0814 800W×1360H
TB-1014 1000W×1360H
TB-1214 1200W×1360H




DOUBLE BELT TYPE

BB-0614 600W×1360H
BB-0714 700W×1360H
BB-0814 800W×1360H
BB-1014 1000W×1360H
BB-1214 1200W×1360H



SINGLE WIRING BELT TYPE

TE-0714 700W×1360H
TE-0814 800W×1360H
TE-1014 1000W×1360H
TE-1214 1200W×1360H




BELT/WIRING BELT TYPE

BE-0714 700W×1360H
BE-0814 800W×1360H
BE-1014 1000W×1360H
BE-1214 1200W×1360H




DOUBLE/WIRING BELT TYPE

EE-1214 1200W×1360H




GENERALTYPE

TF-0616 600W×1560H
TF-0716 700W×1560H
TF-0816 800W×1560H
TF-1016 1000W×1560H
TF-1216 1200W×1560H




SINGLE BELT TYPE

TB-0616 600W×1560H
TB-0716 700W×1560H
TB-0816 800W×1560H
TB-1016 1000W×1560H
TB-1216 1200W×1560H




DOUBLE BELT TYPE

BB-0616 600W×1560H
BB-0716 700W×1560H
BB-0816 800W×1560H
BB-1016 1000W×1560H
BB-1216 1200W×1560H



SINGLE WIRING BELT TYPE

TE-0716 700W×1560H
TE-0816 800W×1560H
TE-1016 1000W×1560H
TE-1216 1200W×1560H



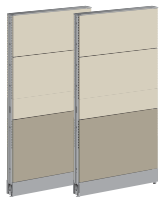
BELT/WIRING BELT TYPE

BE-0714 700W×1560H
BE-0814 800W×1560H
BE-1014 1000W×1560H
BE-1214 1200W×1560H



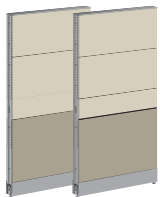
DOUBLE/WIRING BELT TYPE

EE-1216 1200W×1560H



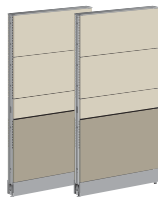
GENERALTYPE

TF-0618 600W×1760H
TF-0718 700W×1760H
TF-0818 800W×1760H
TF-1018 1000W×1760H
TF-1218 1200W×1760H



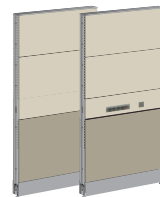
SINGLE BELT TYPE

TB-0618 600W×1760H
TB-0718 700W×1760H
TB-0818 800W×1760H
TB-1018 1000W×1760H
TB-1218 1200W×1760H



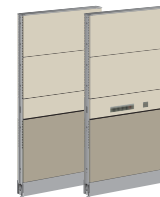
DOUBLE BELT TYPE

BB-0618 600W×1760H
BB-0718 700W×1760H
BB-0818 800W×1760H
BB-1018 1000W×1760H
BB-1218 1200W×1760H




SINGLE WIRING BELT TYPE

TE-0718 700W×1760H
TE-0818 800W×1760H
TE-1018 1000W×1760H
TE-1218 1200W×1760H



BELT/WIRING BELT TYPE

BE-0718 700W×1760H
BE-0818 800W×1760H
BE-1018 1000W×1760H
BE-1218 1200W×1760H



DOUBLE/WIRING BELT TYPE

EE-1218 1200W×1760H



**GENERAL TYPE
(GLASSTOP)**

TT-0612G 600W×1160H
 TT-0712G 700W×1160H
 TT-0812G 800W×1160H
 TT-1012G 1000W×1160H
 TT-1212G 1200W×1160H



**GENERAL TYPE
(GLASSTOP)**

TT-0614G 600W×1360H
 TT-0714G 700W×1360H
 TT-0814G 800W×1360H
 TT-1014G 1000W×1360H
 TT-1214G 1200W×1360H



**SINGLE BELT TYPE
(GLASSTOP)**

TB-0614G 600W×1360H
 TB-0714G 700W×1360H
 TB-0814G 800W×1360H
 TB-1014G 1000W×1360H
 TB-1214G 1200W×1360H



**DOUBLE BELT TYPE
(GLASSTOP)**

BB-0614G 600W×1360H
 BB-0714G 700W×1360H
 BB-0814G 800W×1360H
 BB-1014G 1000W×1360H
 BB-1214G 1200W×1360H



**SINGLE WIRING
BELT TYPE
(GLASSTOP)**

TE-0714G 700W×1360H
 TE-0814G 800W×1360H
 TE-1014G 1000W×1360H
 TE-1214G 1200W×1360H



**BELT/WIRING
BELT TYPE
(GLASSTOP)**

BE-0714G 700W×1360H
 BE-0814G 800W×1360H
 BE-1014G 1000W×1360H
 BE-1214G 1200W×1360H



**DOUBLE/WIRING
BELT TYPE
(GLASSTOP)**

EE-1214G 1200W×1360H



**GENERAL TYPE
(GLASSTOP)**

TT-0616G 600W×1560H
 TT-0716G 700W×1560H
 TT-0816G 800W×1560H
 TT-1016G 1000W×1560H
 TT-1216G 1200W×1560H



**SINGLE BELT TYPE
(GLASSTOP)**

TB-0616G 600W×1560H
 TB-0716G 700W×1560H
 TB-0816G 800W×1560H
 TB-1016G 1000W×1560H
 TB-1216G 1200W×1560H



**DOUBLE BELT TYPE
(GLASSTOP)**

BB-0616G 600W×1560H
 BB-0716G 700W×1560H
 BB-0816G 800W×1560H
 BB-1016G 1000W×1560H
 BB-1216G 1200W×1560H



**SINGLE WIRING
BELT TYPE
(GLASSTOP)**

TE-0716G 700W×1560H
 TE-0816G 800W×1560H
 TE-1016G 1000W×1560H
 TE-1216G 1200W×1560H




**BELT/WIRING
BELT TYPE
(GLASSTOP)**

BE-0716G 700W×1560H
 BE-0816G 800W×1560H
 BE-1016G 1000W×1560H
 BE-1216G 1200W×1560H



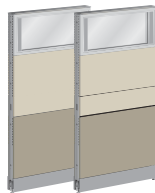
**DOUBLE/WIRING
BELT TYPE
(GLASSTOP)**

EE-1216G 1200W×1560H



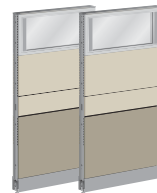
**GENERAL TYPE
(GLASSTOP)**

TT-0618G 600W×1760H
 TT-0718G 700W×1760H
 TT-0818G 800W×1760H
 TT-1018G 1000W×1760H
 TT-1218G 1200W×1760H



**SINGLE BELT TYPE
(GLASSTOP)**

TB-0618G 600W×1760H
 TB-0718G 700W×1760H
 TB-0818G 800W×1760H
 TB-1018G 1000W×1760H
 TB-1218G 1200W×1760H



**DOUBLE BELT TYPE
(GLASSTOP)**

BB-0618G 600W×1760H
 BB-0718G 700W×1760H
 BB-0818G 800W×1760H
 BB-1018G 1000W×1760H
 BB-1218G 1200W×1760H



**SINGLE WIRING
BELT TYPE
(GLASSTOP)**

TE-0718G 700W×1760H
 TE-0818G 800W×1760H
 TE-1018G 1000W×1760H
 TE-1218G 1200W×1760H




**BELT/WIRING
BELT TYPE
(GLASSTOP)**

BE-0718G 700W×1760H
 BE-0818G 800W×1760H
 BE-1018G 1000W×1760H
 BE-1218G 1200W×1760H




**DOUBLE/WIRING
BELT TYPE
(GLASSTOP)**

EE-1218G 1200W×1760H




GENERAL TYPE

UTT-1838 18"Wx38"H
UTT-2438 24"Wx38"H
UTT-3038 30"Wx38"H
UTT-3638 36"Wx38"H
UTT-4238 42"Wx38"H
UTT-4838 48"Wx38"H




SINGLE BELT TYPE

UTB-1838 18"Wx38"H
UTB-2438 24"Wx38"H
UTB-3038 30"Wx38"H
UTB-3638 36"Wx38"H
UTB-4238 42"Wx38"H
UTB-4838 48"Wx38"H




DOUBLE BELT TYPE

UBB-1838 18"Wx38"H
UBB-2438 24"Wx38"H
UBB-3038 30"Wx38"H
UBB-3638 36"Wx38"H
UBB-4238 42"Wx38"H
UBB-4838 48"Wx38"H




SINGLE WIRING BELT TYPE

UTE-1838 18"Wx38"H
UTE-2438 24"Wx38"H
UTE-3038 30"Wx38"H
UTE-3638 36"Wx38"H
UTE-4238 42"Wx38"H
UTE-4838 48"Wx38"H




BELT/WIRING BELT TYPE

UBE-1838 18"Wx38"H
UBE-2438 24"Wx38"H
UBE-3038 30"Wx38"H
UBE-3638 36"Wx38"H
UBE-4238 42"Wx38"H
UBE-4838 48"Wx38"H




DOUBLE/WIRING BELT TYPE

UEE-1838 18"Wx38"H
UEE-2438 24"Wx38"H
UEE-3038 30"Wx38"H
UEE-3638 36"Wx38"H
UEE-4238 42"Wx38"H
UEE-4838 48"Wx38"H




GENERAL TYPE

UTT-1846 18"Wx46"H
UTT-2446 24"Wx46"H
UTT-3046 30"Wx46"H
UTT-3646 36"Wx46"H
UTT-4246 42"Wx46"H
UTT-4846 48"Wx46"H



SINGLE BELT TYPE

UTB-1846 18"Wx46"H
UTB-2446 24"Wx46"H
UTB-3046 30"Wx46"H
UTB-3646 36"Wx46"H
UTB-4246 42"Wx46"H
UTB-4846 48"Wx46"H



DOUBLE BELT TYPE

UBB-1846 18"Wx46"H
UBB-2446 24"Wx46"H
UBB-3046 30"Wx46"H
UBB-3646 36"Wx46"H
UBB-4246 42"Wx46"H
UBB-4846 48"Wx46"H



SINGLE WIRING BELT TYPE

UTE-1846 18"Wx46"H
UTE-2446 24"Wx46"H
UTE-3046 30"Wx46"H
UTE-3646 36"Wx46"H
UTE-4246 42"Wx46"H
UTE-4846 48"Wx46"H




BELT/WIRING BELT TYPE

UBE-1846 18"Wx46"H
UBE-2446 24"Wx46"H
UBE-3046 30"Wx46"H
UBE-3646 36"Wx46"H
UBE-4246 42"Wx46"H
UBE-4846 48"Wx46"H



DOUBLE/WIRING BELT TYPE

UEE-1846 18"Wx46"H
UEE-2446 24"Wx46"H
UEE-3046 30"Wx46"H
UEE-3646 36"Wx46"H
UEE-4246 42"Wx46"H
UEE-4846 48"Wx46"H




GENERAL TYPE

UTT-1854 18"Wx54"H
UTT-2454 24"Wx54"H
UTT-3054 30"Wx54"H
UTT-3654 36"Wx54"H
UTT-4254 42"Wx54"H
UTT-4854 48"Wx54"H



SINGLE BELT TYPE

UTB-1854 18"Wx54"H
UTB-2454 24"Wx54"H
UTB-3054 30"Wx54"H
UTB-3654 36"Wx54"H
UTB-4254 42"Wx54"H
UTB-4854 48"Wx54"H




DOUBLE BELT TYPE

UBB-1854 18"Wx54"H
UBB-2454 24"Wx54"H
UBB-3054 30"Wx54"H
UBB-3654 36"Wx54"H
UBB-4254 42"Wx54"H
UBB-4854 48"Wx54"H



SINGLE WIRING BELT TYPE

UTE1854 18"Wx54"H
UTE-2454 24"Wx54"H
UTE-3054 30"Wx54"H
UTE-3654 36"Wx54"H
UTE-4254 42"Wx54"H
UTE-4854 48"Wx54"H



BELT/WIRING BELT TYPE

UBE1854 18"Wx54"H
UBE-2454 24"Wx54"H
UBE-3054 30"Wx54"H
UBE-3654 36"Wx54"H
UBE-4254 42"Wx54"H
UBE-4854 48"Wx54"H




DOUBLE/WIRING BELT TYPE

UEE1854 18"Wx54"H
UEE-2454 24"Wx54"H
UEE-3054 30"Wx54"H
UEE-3654 36"Wx54"H
UEE-4254 42"Wx54"H
UEE-4854 48"Wx54"H



GENERAL TYPE

UTT-1862 18"Wx62"H
UTT-2462 24"Wx62"H
UTT-3062 30"Wx62"H
UTT-3662 36"Wx62"H
UTT-4262 42"Wx62"H
UTT-4862 48"Wx62"H



SINGLE BELT TYPE

UTB-1862 18"Wx62"H
UTB-2462 24"Wx62"H
UTB-3062 30"Wx62"H
UTB-3662 36"Wx62"H
UTB-4262 42"Wx62"H
UTB-4862 48"Wx62"H



DOUBLE BELT TYPE

UBB-1862 18"Wx62"H
UBB-2462 24"Wx62"H
UBB-3062 30"Wx62"H
UBB-3662 36"Wx62"H
UBB-4262 42"Wx62"H
UBB-4862 48"Wx62"H



SINGLE WIRING BELT TYPE

UTE-1862 18"Wx62"H
UTE-2462 24"Wx62"H
UTE-3062 30"Wx62"H
UTE-3662 36"Wx62"H
UTE-4262 42"Wx62"H
UTE-4862 48"Wx62"H



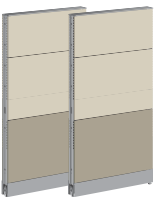
BELT/WIRING BELT TYPE

UBE-1862 18"Wx62"H
UBE-2462 24"Wx62"H
UBE-3062 30"Wx62"H
UBE-3662 36"Wx62"H
UBE-4262 42"Wx62"H
UBE-4862 48"Wx62"H



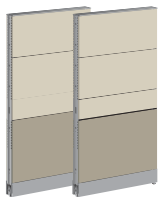
DOUBLE/WIRING BELT TYPE

UEE-1862 18"Wx62"H
UEE-2462 24"Wx62"H
UEE-3062 30"Wx62"H
UEE-3662 36"Wx62"H
UEE-4262 42"Wx62"H
UEE-4862 48"Wx62"H



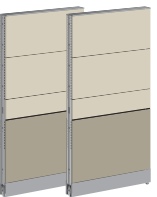
GENERAL TYPE

UTT-1869 18"Wx69"H
UTT-2469 24"Wx69"H
UTT-3069 30"Wx69"H
UTT-3669 36"Wx69"H
UTT-4269 42"Wx69"H
UTT-4869 48"Wx69"H



SINGLE BELT TYPE

UTB-1869 18"Wx69"H
UTB-2469 24"Wx69"H
UTB-3069 30"Wx69"H
UTB-3669 36"Wx69"H
UTB-4269 42"Wx69"H
UTB-4869 48"Wx69"H



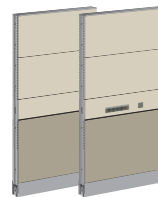
DOUBLE BELT TYPE

UBB-1869 18"Wx69"H
UBB-2469 24"Wx69"H
UBB-3069 30"Wx69"H
UBB-3669 36"Wx69"H
UBB-4269 42"Wx69"H
UBB-4869 48"Wx69"H



SINGLE WIRING BELT TYPE

UTE-1869 18"Wx69"H
UTE-2469 24"Wx69"H
UTE-3069 30"Wx69"H
UTE-3669 36"Wx69"H
UTE-4269 42"Wx69"H
UTE-4869 48"Wx69"H



BELT/WIRING BELT TYPE

UBE-1869 18"Wx69"H
UBE-2469 24"Wx69"H
UBE-3069 30"Wx69"H
UBE-3669 36"Wx69"H
UBE-4269 42"Wx69"H
UBE-4869 48"Wx69"H




DOUBLE/WIRING BELT TYPE

UEE-1869 18"Wx69"H
UEE-2469 24"Wx69"H
UEE-3069 30"Wx69"H
UEE-3669 36"Wx69"H
UEE-4269 42"Wx69"H
UEE-4869 48"Wx69"H



**GENERAL TYPE
(GLASSTOP)**

- UTT-1838 18"Wx46"H
- UTT-2438 24"Wx46"H
- UTT-3038 30"Wx46"H
- UTT-3638 36"Wx46"H
- UTT-4238 42"Wx46"H
- UTT-4838 48"Wx46"H



**GENERAL TYPE
(GLASSTOP)**

- UTT-1854G 18"Wx54"H
- UTT-2454G 24"Wx54"H
- UTT-3054G 30"Wx54"H
- UTT-3654G 36"Wx54"H
- UTT-4254G 42"Wx54"H
- UTT-4854G 48"Wx54"H



**SINGLE BELT TYPE
(GLASSTOP)**

- UTB-1854G 18"Wx54"H
- UTB-2454G 24"Wx54"H
- UTB-3054G 30"Wx54"H
- UTB-3654G 36"Wx54"H
- UTB-4254G 42"Wx54"H
- UTB-4854G 48"Wx54"H



**DOUBLE BELT TYPE
(GLASSTOP)**

- UBB-1854G 18"Wx54"H
- UBB-2454G 24"Wx54"H
- UBB-3054G 30"Wx54"H
- UBB-3654G 36"Wx54"H
- UBB-4254G 42"Wx54"H
- UBB-4854G 48"Wx54"H



**SINGLE WIRING
BELT TYPE
(GLASSTOP)**

- UTE-1854G 18"Wx54"H
- UTE-2454G 24"Wx54"H
- UTE-3054G 30"Wx54"H
- UTE-3654G 36"Wx54"H
- UTE-4254G 42"Wx54"H
- UTE-4854G 48"Wx54"H




**BELT/WIRING
BELT TYPE
(GLASSTOP)**

- UBE-1854G 18"Wx54"H
- UBE-2454G 24"Wx54"H
- UBE-3054G 30"Wx54"H
- UBE-3654G 36"Wx54"H
- UBE-4254G 42"Wx54"H
- UBE-4854G 48"Wx54"H



**DOUBLE/WIRING
BELT TYPE
(GLASSTOP)**

- UEE-1854G 18"Wx54"H
- UEE-2454G 24"Wx54"H
- UEE-3054G 30"Wx54"H
- UEE-3654G 36"Wx54"H
- UEE-4254G 42"Wx54"H
- UEE-4854G 48"Wx54"H



**GENERAL TYPE
(GLASSTOP)**

- UTT-1862G 18"Wx62"H
- UTT-2462G 24"Wx62"H
- UTT-3062G 30"Wx62"H
- UTT-3662G 36"Wx62"H
- UTT-4262G 42"Wx62"H
- UTT-4862G 48"Wx62"H



**SINGLE BELT TYPE
(GLASSTOP)**

- UTB-1862G 18"Wx62"H
- UTB-2462G 24"Wx62"H
- UTB-3062G 30"Wx62"H
- UTB-3662G 36"Wx62"H
- UTB-4262G 42"Wx62"H
- UTB-4862G 48"Wx62"H



**DOUBLE BELT TYPE
(GLASSTOP)**

- UBB-1862G 18"Wx62"H
- UBB-2462G 24"Wx62"H
- UBB-3062G 30"Wx62"H
- UBB-3662G 36"Wx62"H
- UBB-4262G 42"Wx62"H
- UBB-4862G 48"Wx62"H



**SINGLE WIRING
BELT TYPE (GLASSTOP)**

- UTE-1862G 18"Wx62"H
- UTE-2462G 24"Wx62"H
- UTE-3062G 30"Wx62"H
- UTE-3662G 36"Wx62"H
- UTE-4262G 42"Wx62"H
- UTE-4862G 48"Wx62"H



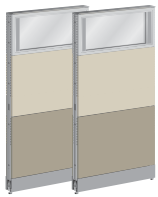
**BELT/WIRING
BELT TYPE (GLASSTOP)**

- UBE-1862G 18"Wx62"H
- UBE-2462G 24"Wx62"H
- UBE-3062G 30"Wx62"H
- UBE-3662G 36"Wx62"H
- UBE-4262G 42"Wx62"H
- UBE-4862G 48"Wx62"H



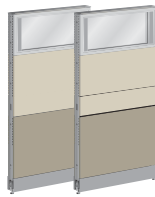
**DOUBLE/WIRING
BELT TYPE (GLASSTOP)**

- UEE-1862G 18"Wx62"H
- UEE-2462G 24"Wx62"H
- UEE-3062G 30"Wx62"H
- UEE-3662G 36"Wx62"H
- UEE-4262G 42"Wx62"H
- UEE-4862G 48"Wx62"H



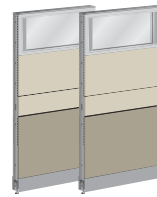
**GENERAL TYPE
(GLASSTOP)**

- UTT-1862G 18"Wx69"H
- UTT-2462G 24"Wx69"H
- UTT-3062G 30"Wx69"H
- UTT-3662G 36"Wx69"H
- UTT-4262G 42"Wx69"H
- UTT-4862G 48"Wx69"H



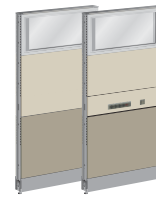
**SINGLE BELT TYPE
(GLASSTOP)**

- UTB-1862G 18"Wx69"H
- UTB-2462G 24"Wx69"H
- UTB-3062G 30"Wx69"H
- UTB-3662G 36"Wx69"H
- UTB-4262G 42"Wx69"H
- UTB-4862G 48"Wx69"H



**DOUBLE BELT TYPE
(GLASSTOP)**

- UBB-1862G 18"Wx69"H
- UBB-2462G 24"Wx69"H
- UBB-3062G 30"Wx69"H
- UBB-3662G 36"Wx69"H
- UBB-4262G 42"Wx69"H
- UBB-4862G 48"Wx69"H



**SINGLE WIRING
BELT TYPE (GLASSTOP)**

- UTE-1862G 18"Wx69"H
- UTE-2462G 24"Wx69"H
- UTE-3062G 30"Wx69"H
- UTE-3662G 36"Wx69"H
- UTE-4262G 42"Wx69"H
- UTE-4862G 48"Wx69"H



**BELT/WIRING
BELT TYPE (GLASSTOP)**

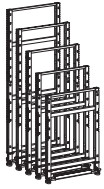
- UBE-1862G 18"Wx69"H
- UBE-2462G 24"Wx69"H
- UBE-3062G 30"Wx69"H
- UBE-3662G 36"Wx69"H
- UBE-4262G 42"Wx69"H
- UBE-4862G 48"Wx69"H



**DOUBLE/WIRING
BELT TYPE (GLASSTOP)**

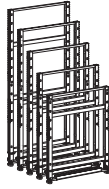
- UEE-1862G 18"Wx69"H
- UEE-2462G 24"Wx69"H
- UEE-3062G 30"Wx69"H
- UEE-3662G 36"Wx69"H
- UEE-4262G 42"Wx69"H
- UEE-4862G 48"Wx69"H

FRAME



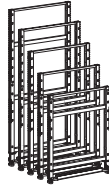
FRAME (18"W)

UF-1838 18"Wx38"H
 UF-1846 18"Wx46"H
 UF-1854 18"Wx54"H
 UF-1862 18"Wx62"H
 UF-1869 18"Wx69"H



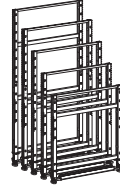
FRAME (24"W)

UF-2438 24"Wx38"H
 UF-2446 24"Wx46"H
 UF-2454 24"Wx54"H
 UF-2462 24"Wx62"H
 UF-2469 24"Wx69"H



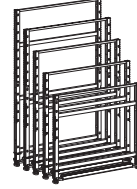
FRAME (30"W)

UF-3038 30"Wx38"H
 UF-3046 30"Wx46"H
 UF-3054 30"Wx54"H
 UF-3062 30"Wx62"H
 UF-3069 30"Wx69"H



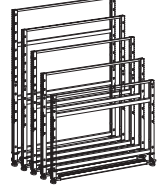
FRAME (36"W)

UF-3638 36"Wx38"H
 UF-3646 36"Wx46"H
 UF-3654 36"Wx54"H
 UF-3662 36"Wx62"H
 UF-3669 36"Wx69"H



FRAME (42"W)

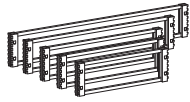
UF-4238 42"Wx38"H
 UF-4246 42"Wx46"H
 UF-4254 42"Wx54"H
 UF-4262 42"Wx62"H
 UF-4269 42"Wx69"H



FRAME (48"W)

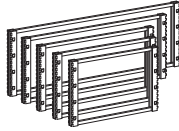
UF-4838 48"Wx38"H
 UF-4846 48"Wx46"H
 UF-4854 48"Wx54"H
 UF-4862 48"Wx62"H
 UF-4869 48"Wx69"H

STACKING FRAME/ BELT TILE/ BASE COVER



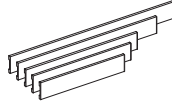
STACKING FRAME

UF-1808S 18"Wx8"H
 UF-2408S 24"Wx8"H
 UF-3008S 30"Wx8"H
 UF-3608S 36"Wx8"H
 UF-4208S 42"Wx8"H
 UF-4808S 48"Wx8"H



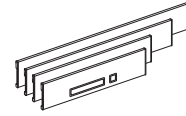
STACKING FRAME

UF-1816S 18"Wx16"H
 UF-2416S 24"Wx16"H
 UF-3016S 30"Wx16"H
 UF-3616S 36"Wx16"H
 UF-4216S 42"Wx16"H
 UF-4816S 48"Wx16"H



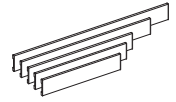
BELT TILE

UB-18 18"Wx8"H
 UB-24 24"Wx8"H
 UB-30 30"Wx8"H
 UB-36 36"Wx8"H
 UB-42 42"Wx8"H
 UB-48 48"Wx8"H



WIRING BELT TILE

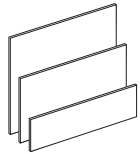
UB-18E 18"Wx8"H
 UB-24E 24"Wx8"H
 UB-30E 30"Wx8"H
 UB-36E 36"Wx8"H
 UB-42E 42"Wx8"H
 UB-48E 48"Wx8"H



BASE COVER

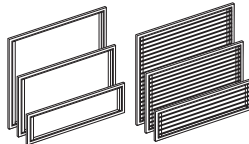
UC-18 18"Wx6"H
 UC-24 24"Wx6"H
 UC-30 30"Wx6"H
 UC-36 36"Wx6"H
 UC-42 42"Wx6"H
 UC-48 48"Wx6"H

TILE



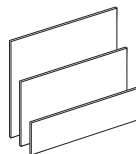
**FABRIC(N)
 ABSORPTIONTILE(A)**

UT-1808N/A 18"Wx8"H
 UT-2408N/A 24"Wx8"H
 UT-3008N/A 30"Wx8"H
 UT-3608N/A 36"Wx8"H
 UT-4208N/A 42"Wx8"H
 UT-4808N/A 48"Wx8"H



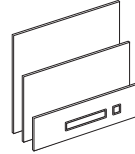
GLASS(G) PC TILE(P)

UT-1808G/P 18"Wx8"H
 UT-2408G/P 24"Wx8"H
 UT-3008G/P 30"Wx8"H
 UT-3608G/P 36"Wx8"H
 UT-4208G/P 42"Wx8"H
 UT-4808G/P 48"Wx8"H



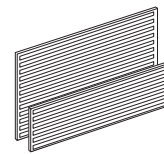
MELAMINE TILE(L)

UT-1808L 18"Wx8"H
 UT-2408L 24"Wx8"H
 UT-3008L 30"Wx8"H
 UT-3608L 36"Wx8"H
 UT-4208L 42"Wx8"H
 UT-4808L 48"Wx8"H



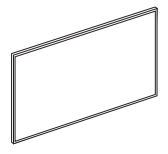
WIRING TILE(E)

UT-1808E 18"Wx8"H
 UT-2408E 24"Wx8"H
 UT-3008E 30"Wx8"H
 UT-3608E 36"Wx8"H
 UT-4208E 42"Wx8"H
 UT-4808E 48"Wx8"H



GRILL TILE(R)

UT-1808R 18"Wx8"H
 UT-2408R 24"Wx8"H
 UT-3008R 30"Wx8"H
 UT-3608R 36"Wx8"H
 UT-4208R 42"Wx8"H
 UT-4808R 48"Wx8"H



**MARKER BOARD
 TILE (B)**

UT-3016B 30"Wx16"H
 UT-3616B 36"Wx16"H

UT-1816N/A 18"Wx16"H
 UT-2416N/A 24"Wx16"H
 UT-3016N/A 30"Wx16"H
 UT-3616N/A 36"Wx16"H
 UT-4216N/A 42"Wx16"H
 UT-4816N/A 48"Wx16"H

UT-1816G/P 18"Wx16"H
 UT-2416G/P 24"Wx16"H
 UT-3016G/P 30"Wx16"H
 UT-3616G/P 36"Wx16"H
 UT-4216G/P 42"Wx16"H
 UT-4816G/P 48"Wx16"H

UT-1816L 18"Wx16"H
 UT-2416L 24"Wx16"H
 UT-3016L 30"Wx16"H
 UT-3616L 36"Wx16"H
 UT-4216L 42"Wx16"H
 UT-4816L 48"Wx16"H

UT-1816E 18"Wx16"H
 UT-2416E 24"Wx16"H
 UT-3016E 30"Wx16"H
 UT-3616E 36"Wx16"H
 UT-4216E 42"Wx16"H
 UT-4816E 48"Wx16"H

UT-1816R 18"Wx16"H
 UT-2416R 24"Wx16"H
 UT-3016R 30"Wx16"H
 UT-3616R 36"Wx16"H
 UT-4216R 42"Wx16"H
 UT-4816R 48"Wx16"H

UT-1824N/A 18"Wx24"H
 UT-2424N/A 24"Wx24"H
 UT-3024N/A 30"Wx24"H
 UT-3624N/A 36"Wx24"H
 UT-4224N/A 42"Wx24"H
 UT-4824N/A 48"Wx24"H

UT-1824G/P 18"Wx24"H
 UT-2424G/P 24"Wx24"H
 UT-3024G/P 30"Wx24"H
 UT-3624G/P 36"Wx24"H
 UT-4224G/P 42"Wx24"H
 UT-4824G/P 48"Wx24"H

UT-1824L 18"Wx24"H
 UT-2424L 24"Wx24"H
 UT-3024L 30"Wx24"H
 UT-3624L 36"Wx24"H
 UT-4224L 42"Wx24"H
 UT-4824L 48"Wx24"H

UT-1824E 18"Wx24"H
 UT-2424E 24"Wx24"H
 UT-3024E 30"Wx24"H
 UT-3624E 36"Wx24"H
 UT-4224E 42"Wx24"H
 UT-4824E 48"Wx24"H

FINISHED TOP COVER/ POST



**FINISHED
 TOP COVER**

UV-18 18"
 UV-24 24"
 UV-30 30"
 UV-36 36"
 UV-42 42"
 UV-48 48"



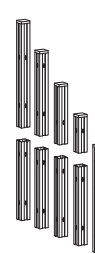
"L" TYPE POST

UV-18 18"
 UV-24 24"
 UV-30 30"
 UV-36 36"
 UV-42 42"
 UV-48 48"



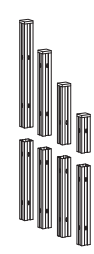
"T" TYPE POST

UV-18 18"
 UV-24 24"
 UV-30 30"
 UV-36 36"
 UV-42 42"
 UV-48 48"



"X" TYPE POST

UV-18 18"
 UV-24 24"
 UV-30 30"
 UV-36 36"
 UV-42 42"
 UV-48 48"



"Y" TYPE POST

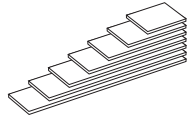
UV-18 18"
 UV-24 24"
 UV-30 30"
 UV-36 36"
 UV-42 42"
 UV-48 48"

WORK SURFACE



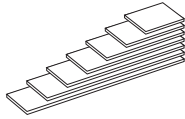
"L" TYPE

UDH-4860 L/R 60"Wx48"H
UDH-4860 L/R 60"Wx48"H



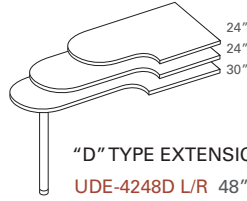
STRAIGHT

UDH-2430 30"Wx24"H
UDH-2436 36"Wx24"H
UDH-2442 42"Wx24"H
UDH-2448 48"Wx24"H
UDH-2460 60"Wx24"H
UDH-2466 66"Wx24"H
UDH-2472 72"Wx24"H



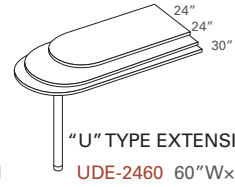
STRAIGHT

UDH-3030 30"Wx30"H
UDH-3036 36"Wx30"H
UDH-3042 42"Wx30"H
UDH-3048 48"Wx30"H
UDH-3060 60"Wx30"H
UDH-3066 66"Wx30"H
UDH-3072 72"Wx30"H



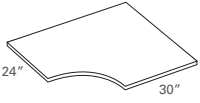
"D" TYPE EXTENSION

UDE-4248D L/R 48"Wx42"H
UDE-4266D L/R 66"Wx42"H
UDE-4272D L/R 72"Wx42"H



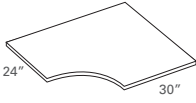
"U" TYPE EXTENSION

UDE-2460 60"Wx24"H
UDE-3066 66"Wx30"H
UDE-3072 72"Wx30"H



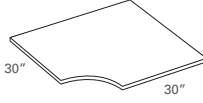
CORNER DESK

UDC-2342
42"(24)Wx42"(30)D



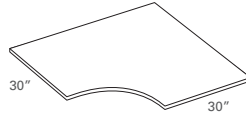
CORNER DESK

UDC-2348
48"(24)Wx48"(30)D



CORNER DESK

UDC-3042
42"(30)Wx42"(30)D



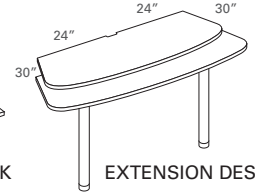
CORNER DESK

UDC-3048
48"(30)Wx48"(30)D



120 ° EXTENSION DESK

UDH-3048
48"(30)Wx48"(30)D



EXTENSION DESK

UDE-2424E
60"Wx22"D
UDE-3030E
67"Wx22"D

WORK SURFACE BRACKETS



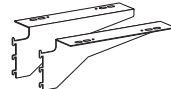
BRACKET(CORNER)

UH-100 L/R



BRACKET (SMALL)

UH-200 L/R



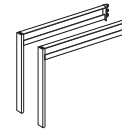
BRACKET (LARGE)

UH-500 L/R



BRACKET (FLAT)

CH-001



HANGING SUPPORT LEG

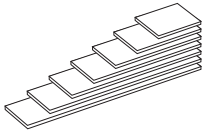
US-24 L/R 24"Wx28"H
US-30 L/R 30"Wx28"H



WALL BRACKET

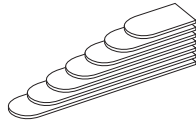
CA-200

COUNTERTOP



COUNTER TOP

UDO-0218 18"Wx12"D
UDO-0224 24"Wx12"D
UDO-0230 30"Wx12"D
UDO-0236 36"Wx12"D
UDO-0242 42"Wx12"D
UDO-0248 48"Wx12"D
UDO-0254 54"Wx12"D
UDO-0260 60"Wx12"D



COUNTER TOP- END TYPE

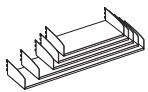
UDO-0318 24"Wx12"D
UDO-0324 30"Wx12"D
UDO-0330 36"Wx12"D
UDO-0336 42"Wx12"D
UDO-0342 48"Wx12"D
UDO-0348 54"Wx12"D
UDO-0354 60"Wx12"D
UDO-0360 66"Wx12"D



COUNTER TOP-CORNER TYPE

UDO-0112 12"Wx12"D

ACCESSORIES



SHELF

US-1801 18"Wx12"D
US-2401 24"Wx12"D
US-3001 30"Wx12"D
US-3601 36"Wx12"D
US-4201 42"Wx12"D
US-4801 48"Wx12"D



OVERHEAD STORAGE

US-2402 24"Wx14"Dx16"H
US-3002 30"Wx14"Dx16"H
US-3602 36"Wx14"Dx16"H
US-4202 42"Wx14"Dx16"H
US-4802 48"Wx14"Dx16"H



TOP SCREEN

US-1803 18"Wx12"D
US-2403 24"Wx12"D
US-3003 30"Wx12"D
US-3603 36"Wx12"D
US-4203 42"Wx12"D
US-4803 48"Wx12"D



PAPER SHELF

A-301



PAPER SHELF

A-302



CD SHELF

A-303



PEN CASE

A-304



STABILIZER

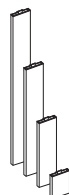
A-100

SIDE FINISHED COVER/ GAP FINISHED COVER/ RECEPTACLE/ HOLDER



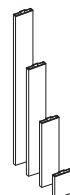
SIDE FINISH COVER

UE-38 38"
UE-46 38"
UE-54 38"
UE-62 38"
UE-70 38"



GAP FINISH COVER

UE-08D 8"
UE-16D 16"
UE-24D 24"
UE-32D 32"



GAP FINISH COVER- COUNTERTYPE

UE-07DC 7"
UE-15DC 15"
UE-23DC 23"
UE-31DC 31"