

# Executive Chairs

## CHAIRMAN SERIES




### FUNCTION




Synchro Mechanism

### COLOR OPTIONS


#### · Artificial Leather



SB9680  
(IVORY)




SY01  
(BLACK)

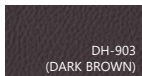


SB7218  
(BROWN)

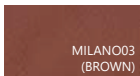
#### · Genuine Leather



DH-910  
(BLACK)



DH-903  
(DARK BROWN)



MILANO03  
(BROWN)



CH-130

(26.77"Wx26.77"Dx39.37"H)

Specification: Our Chairman Series represents top of the line, heavy duty chairs for CEO and executive officers frame with best soft leather and specially structured armrest, every chair is crafted and assembled by hand to guarantee life durability, all goods without sacrificing comfort, quality, and style.

Seat and Back: leather backrest & seat

Base: Aluminum die casting 5-star base, Gas Cylinder

Armrest: Cold and Hot Rolled Steel Plate, ordinary sponge, Leather

Mechanism: Base (Cold and Hot Rolled Steel Plate), Aluminum Die Casting, Piano Wire Spring, Hard Plastic injection

Upholstery: Available in artificial Leather and Genuine Leather