

DURACELL®

POWER 300 USER MANUAL



IMPORTANT SAFETY INFORMATION



1. Read all the instructions before using the Duracell Power 300 (hereinafter referred to as Unit).
2. To reduce the risk of injury, close supervision is necessary when the Unit is used near children.
3. Do not expose the Unit to rain or snow.
4. Use only recommended Duracell accessories and chargers.
5. Do not expose the Unit to fire or excessive temperature. Any such exposure to fire or temperature above 140° F (60° C) may cause an explosion. Do not use near flammable gases or fumes.
6. Do not use the Unit with damaged wires or plugs. It may cause an electric shock.
7. Do not use the Unit if it is damaged or modified. Damaging or modifying the Unit may result in fire or explosion or risk of injury.
8. Make sure to use the Unit in a ventilated environment. Do not restrict the ventilation of the Unit in any way during usage.
9. During storage keep the Unit in a dry and ventilated place to avoid moisture and electric shock.
10. Do not disassemble, repair, or modify the Unit or the battery pack. It may cause fire, explosion, injury, and unpredictable risks.
11. This Unit has no serviceable parts. Please visit www.duracell.com or call Duracell Consumer Relations at 800-551-2355 if you experience any problems with the Unit.

If instructions are not followed, it can cause hospitalization, permanent treatment, or death. Serious injuries include blindness, burns, electric shock, fractures, poisoning, etc., leading to complications.

WARNING AND HAZARD TYPES

ELECTRIC SHOCK HAZARD

Keep away from children. The Unit generates the same potentially lethal AC power as a standard household wall outlet. To reduce the risk of fire or electric shock, do not open the enclosure or expose the Unit to rain or moisture. Do not insert foreign objects into the AC connection or the ventilation holes. All AC plugs must be appropriately inserted, and avoid using damaged cables.


EXPLOSION HAZARD

Do not burn or incinerate the Unit. Exposing the Unit to heat or fire may cause an explosion and personal injury or damage. Do not use near flammable gases or fumes or apparatus that produces large amounts of heat.


INCLUDED IN THE PACKAGE



1. POWER STATION



2. AC ADAPTER



3. CAR CHARGER CABLE
(To be used for charging the Unit only)



4. QUICK START GUIDE

POWER 300 DETAILS



LCD SCREEN



- Remaining battery. It is displayed as a percentage (%)
- Remaining run time
- Total output power
- DC port ON
- USB port ON

- USB-C port ON
- AC port ON
- Fan icon indicates that Fan is ON
- Overload warning
- Inverter over temperature warning

CHARGING YOUR POWER 300

Before using or storing the Unit, connect the wall charger to DC Input Port and fully charge the Unit. The LCD screen will display the charge status and getting to 100% could take up to 5-6 hours depending on the initial battery level. Additionally, the Unit can be connected to a 60W USB-C charger (in/out USB-C Port) for faster charging. The Type-C USB port has an auto detect function and no need to press the USB button.

If charging from the car, connect the provided car charger cable to your vehicle's 12V socket (cigarette lighter port) to the Unit's DC Input Port. Car Charger Cable provided with the Unit is to be used only for charging the Unit and not used to discharge or to connect to the car charger output port.


If charging from Duracell's Solar Panel (sold separately), connect it to the DC input using one of the two plugs provided (DC 4017 plug). The maximum wattage allowed for solar charging is 110W and the maximum voltage is 30V.



AC ADAPTER Included
5-6 HOURS



CAR CHARGER CABLE Included (to be used for charging the Unit only)
8-9 HOURS (12V) 4-5 HOURS (24V)




SOLAR PANEL CHARGER CABLE Not Included
4-5 HOURS (depending on weather)





USING YOUR POWER 300

1. Short press any power button to turn the Unit ON. (indicated here by the arrow icon ) The LCD screen will light up, and the battery level indicator will display. From there, you need to turn the output port(s) by pressing the button again. The Unit will beep when the ports turn ON.
2. The 60 W USB-C (in/out) has an auto detect function and the power turns ON immediately by connecting the device. Duracell's AUTO DETECT feature will automatically start the flow of power when a device is connected to the USB-C in/out port. Recognition time can vary depending upon the device/cable. For other ports, short press the power button of the ports you wish to use (DC, USB or AC).
3. Ports icon will appear on the LCD screen, indicating that the ports are ON and ready to use.
4. Connect your device to the desired port/outlet.
5. AC outlets can only charge/power devices rated less than 300 Watts. Once this limit is exceeded, the Unit will shut OFF automatically.
6. The AC port output will turn OFF automatically after 2 hours if no load is detected.
7. The DC port or car charger port will turn OFF automatically in 8 hours if no load is detected.
8. LCD screen will automatically dim and shut down after 30 seconds when all ports are OFF or not in use.
9. To turn the LED light press the button above it. Click again to cycle through the different modes (Low – High – SOS – OFF).
10. If the Unit won't be used for a long period of time, it should be recharged every 3-6 months and keep the power above 80%. Please keep it in a cool and dry place.

STORAGE AND MAINTENANCE

1. Please keep the Unit in a cool and well-ventilated environment, away from any source of water, heat, or flammable gases.
2. For long-term storage, please recharge the Unit every 3-6 months to make sure it's always above 80%.
3. To prolong the life of the Unit, keep the Unit above 80% state of charge.

TROUBLESHOOTING

PROBLEM

SOLUTION

Unit is not charging.

Make sure the wall charger is properly connected. Make sure Unit is within operating temperature range. If Unit is too cold or too hot, it will not charge.

Unit is not charging or powering my device.

Ensure the Port/outlet has been turned on. Check the port icon is shown on the LCD display, meaning the port is ON. Check the battery charge level on the LCD screen. It should be at least >5%. Check for warning signs on the LCD screen to make sure the unit is not overloaded or out of the operating temperature range.



Unit is not charging or powering my devices and overheat icon blinking on screen.

Unit is overheated, make sure fan vents are not covered to allow proper air flow and allow the Unit to cool down to operating temperature.



Unit is beeping and overload warning displayed on screen.

This means that the load connected exceeds the power rating of the AC port (300W). Disconnect your device from the Unit, turn the port ON again and try connecting a device that doesn't exceed the power rating.



I can hear the cooling fan inside the Unit and a fan icon is displayed on the screen.

This is a normal operation of the Unit. When AC port is turned ON, fan will do self-diagnostic and turn ON momentarily. LCD will show up a fan icon temporarily. Cooling fan will also kick in when inverter overheats.

If you are still experiencing problems with your Duracell Power Station, please visit www.duracell.com or call Duracell Consumer Relations at 800-551-2355.


FREQUENTLY ASKED QUESTIONS



1. What battery does my Power 300 use?
It uses high performance lithium-ion cells.
2. What devices can my Power 300 power?
With 300W continuous power, the Unit can power a wide range of electronic devices and small home appliances (laptops, TV, modem and router, fan, led lights, etc). We recommend checking the rated power of equipment to be connected to this Unit to make sure the sum of all of them does not exceed 300W.
3. How long will my Power 300 keep my devices running?
That will depend on the power consumption of each connected device. The LCD screen will indicate the remaining run time based on the connected load.
4. How to store my Power 300?
Before storing, please turn off the Unit first and then store it in a dry, ventilated place at room temperature (42-85°F). Do not place it near water sources. For long-term storage, recharge every 3-6 months to ensure the battery is always above 80% to protect the battery life.
5. Can I recharge my Power 300 while using it?
Yes, the Power 300 can be charged and used at the same time but it will extend the recharge time.
6. Can my Power 300 be used as an Uninterrupted Power Supply (UPS)?
No, the Power 300 is not designed to be used as a UPS.
7. Can I bring my Power 300 on a plane?
Check with the Airline.

DISPOSAL AND RECYCLING

Recycle the Unit responsibly and according to local, state, and national regulations applicable to lithium-ion rechargeable batteries.



WARRANTY INFORMATION

Duracell offers a 24-month limited warranty from the date of purchase. Keep a copy of your purchase receipt as proof of purchase. Our product's warranty is limited only to the Unit itself when used normally in accordance with the operating instructions and the system environment. Therefore, the customer acknowledges and agrees that:

- Duracell is not liable for damage or loss resulting from the use of this product or for any claim from a third party.
- Duracell is not liable for problems with any electronic devices or home appliances or any other hardware arising from the use of this product, the suitability of the product for specific hardware, software, or peripherals, operating conflicts with other installed software, data loss, or other accidental or unavoidable damages.
- Duracell is not liable for financial damages, lost profits, claims from third parties, etc., arising from the use of this product.

FCC STATEMENT

This device complies with Part 15 of the FCC Rules and Class B Digital Device limits which provide protection against interference in a residential installation. Operation is subject to the following two conditions: (1) this device may not cause harmful interference (2) this device must accept any interference received, including interference that may cause undesired operation. This device generates, uses, and can radiate radio frequency energy and, if not installed and used in accordance with the instructions, may cause interference to radio/TV communications for which the manufacturer is not responsible. Should interference occur, correct by connecting the device to another outlet on a different circuit.



For more information regarding our product line, customer service and warranty information please contact Duracell Consumer Relations at 800-551-2355 or visit our website: www.duracell.com

SPECIFICATIONS

MODEL	PPS300-292-120-01
BATTERY	
Chemistry	Li-Ion
Capacity	292Wh (20Ah@14.6V)
Lifecycles	1000 Cycles to 80% capacity
Storage Requirement	Recharge every 3-6 months
Protection Systems*	Over & Under Temperature Protection, Short Circuit Protection, Overload Protection, Battery Over Charge and Over Discharge Protection, DC Input Reverse Polarity Protection.
PORTS	
2x USB-A Port (Output)	5V @ 2.4A per port
1x USB-A Fast Charge Port (Output)	5V@3A, 9V@ 2A, 12V@1.5A 18W Max
USB-C Port (Input/Output)	60W
2X 120V AC Port (Output, Pure Sine Wave)	120V, 60Hz (300W continuous, 600W Peak)
13V Cigarette Lighter Port (Output)	13V DC up to 10A
2x DC Port (Output)	13V up to 5A per port
DC Charging Port (Input)	12-30V @3.78A (110W Maximum) DC4017 connector
CHARGE TIME	
Wall Charger (72W Charger)	5-6Hrs
Solar Panels	4-5Hrs
Car Charger	8-9Hrs (12V) 4-5Hrs (24V)
Type C 60W	6-7Hrs
Wall Charger (72W Charger) + Type C 60W	3-4Hrs
GENERAL	
Dimensions	8.5*6.2*6.3in (21.5*15.8*16.2cm)
Weight	7.5lbs (3.4Kg)
Operating Temperature	32-104°F (0-40°C)
Storage Temperature	42-85°F (6-29°C)
Certifications	FCC/DOE/CEC/ETL/RoHS
Warranty	24 Months

* The Unit will have the following protection alarms:

Beeps 2 times: Overload protection, shuts down the port.

Beeps 5 times: Over temperature protection, shuts down AC port.

Beeps 7 times: Battery UVP (Once at 5% SOC and again at 0% SOC).

Beeps 8 times: Short circuit protection, shuts down the port.

Beeps 9 times: No load shutdown, Unit shutdown normally.

Beeps 10 times: Abnormal communication between the master controller of the Unit and Inverter, AC icon will blink and the AC port will shut down.

Beeps 11 Times: Battery related faults. Unit will shut down any charge and discharge.