



# Wiggly Words

Race to play all your cards and build a winding line of wiggly worms in this hilarious, dominoes-style word game!

## Contents

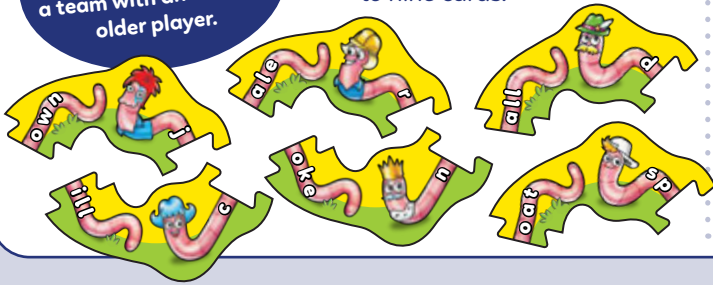
- 45 double-sided worm cards

### Setting up the game

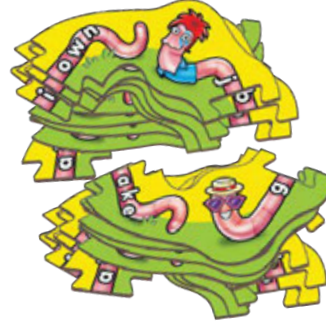
Younger players may benefit from playing in a team with an adult or older player.

Each player or team takes six cards and spreads them in front of them.

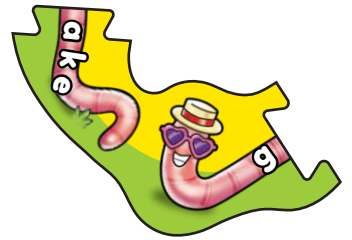
For a longer game take up to nine cards.



The remaining cards are shuffled and placed in two piles.



Take the top card from one of the piles and place it, any way up, in the centre of the table as your starting card.



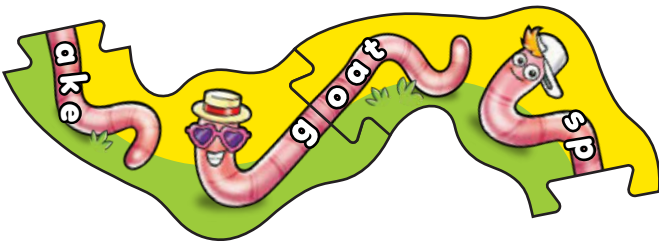
### 1 To play

Look at your cards and try to make a word with the card in the centre by either adding a head or a tail.

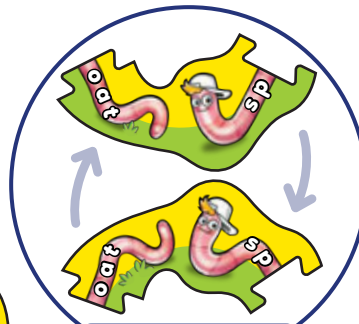
Add your chosen card to the card in the centre.

Play passes to the next player.

**You cannot match a tail to a tail or a head to a head.**



Don't forget, the cards are double-sided so they can fit either way up to make a wiggly line of worms!




**Either way up!**

### 2 Cannot make a word?

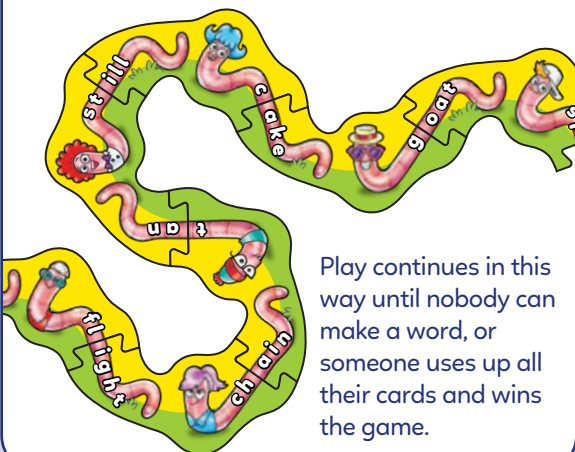
If you cannot make a word, pick up a card from the top of one of the piles.

Play passes to the next player.



### 3 Play continues

The next player takes their turn by adding a card to either end of the line of worms.



Play continues in this way until nobody can make a word, or someone uses up all their cards and wins the game.

### 4 Challenge another player

Players can challenge you if they believe a word is spelled incorrectly or does not exist. Check in a dictionary or look online if you're not sure.

This is a great opportunity to discuss and discover new words!

If a word is challenged successfully, it cannot be played.



### 5 The winner

The winner is the first person to play all their cards. If nobody can finish, the player with the fewest cards at the end of the game is the winner.

