



Post Box Game




Post the letters in the matching post boxes.
A fun, first colour matching game made especially for little hands!

Contents

- 4 post boxes with supports
- 16 letter cards

Setting up the games

Spread all the cards, face down on the table.



Assemble the post boxes and place them on the table.

GAME ONE

Place the post boxes in a row on the table.

The youngest player starts. Turn over a letter card and look at the colour, then post it into the matching coloured post box.




Play passes to the next player and continues until all the letters have been posted.

GAME TWO

Each player chooses a post box and places it in front of them.

The youngest player starts. Turn over a letter card and if the colour **matches** your post box you can post your letter. If it does **not match** return it, face down, to the table.

Play passes to the next player and continues until all the letters have been posted.



GAME THREE

Each player chooses a post box and places it in front of them.

This game plays like Game Two, but the game ends when one player has found and posted all **four matching letter cards** into their post box. That player is the winner.



Even more ways to play!

- 1 **Game One** can also be played individually as a fun activity to help with colour recognition.
- 2 **Go on a scavenger hunt!** Hide the envelope cards around the house and ask your child to find a certain colour to post into the matching post box.

