



Match and Spell Next Steps


This fun word building game is based on the letters and sounds phonics programme taught in most schools. **Phonics** is a way of learning to read and spell by breaking words down into sounds and then blending the sounds together to make the word. A sound made from **one letter**, (the "f" in fish), is called a **Phoneme**. A sound made from **two letters**, (the "sh" in "fish"), is called a **Digraph**. A sound made from **three letters**, (the "igh" in "knight"), is called a **Trigraph**.

Contents

- 18 double-sided word boards
- 78 cards (includes 10 spare letter cards with red borders to create your own words plus 1 blank spare card)

Setting up the game

Use boards with words **face up** for **Game 1**.

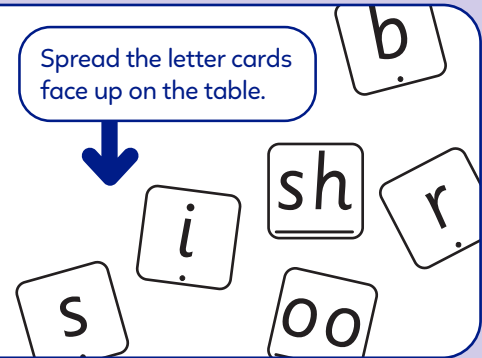


Each player chooses a word board.

Use boards with words **face down** for **Game 2**.





Spread the letter cards face up on the table.




Sounding out the word

When breaking the words up into individual sounds place your finger on the dot or dash as you make the sound.



Game 1: Sounding, matching and reading




- 1 Identify a sound on your word board then find a matching sound card on the table. **Make the sound of the card as you place it on your board.**

Play passes to the next player.


If you cannot identify a sound or find the matching card, you may ask another player for help.

Collect letters in the order the word is spelt.

- 2 When all the letters have been found, **read the word aloud** and choose another board to complete.



Game 2: Sounding out and spelling phonetically



- 1 Look at the image on your word board and **sound out** the missing word. Find a **matching sound** card on the table. **Make the sound of the card as you place it on your board** in the position it appears in the word. Play passes to the next player.

If you cannot identify a sound or find the matching card, you may ask another player for help.

- 2 When all the letters have been found, **read the word aloud** and choose another board to complete.

When using the blank side of the word board, be particularly careful to put letter cards in the correct order to spell the word.



In both games, play continues until all of the word boards are complete.

Game variations

- Word boards can be used either way up depending on the players age and ability.
- To make the games more challenging, place the cards face down on the table for a matching and memory game.
- These games can also be played as a single player activity.