



Jungle Heads & Tails

Match the friendly animals' heads and tails in this fun activity.
As children grow in confidence use the cards in a simple game of pairs.

Contents

- 24 chunky cards (12 pairs)

In this first matching activity for children aged from 18 months, your child is encouraged to find matching heads and tails to make the 12 jungle friends. This activity has been designed to encourage observation and matching skills.

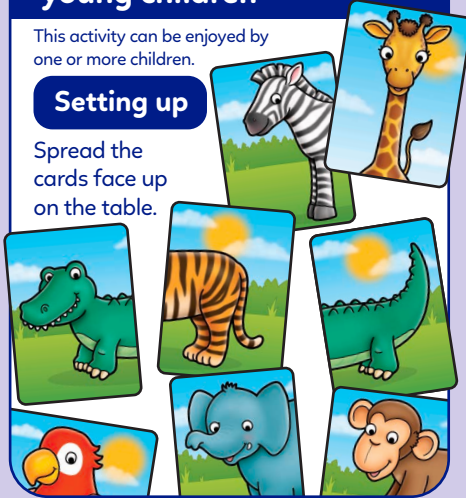
As your child gets older and grows in confidence and ability, the activity develops into a simple pairs game. This helps to promote turn taking, whilst developing language and memory skills.

As an activity for very young children

This activity can be enjoyed by one or more children.


Setting up

Spread the cards face up on the table.



Match the head and tail

Children can take part in this activity simultaneously or in turns.



Look for a matching head and tail.
Place the two cards together to make a jungle friend. Continue until all the jungle friends have been found.

As a game for older children

This pairs game can be played by 1-4 children.

Setting up

Shuffle the cards and spread them face down on the table.




1 To play

The youngest player starts.
Turn over two cards.



2 If they match


If the cards match to make a complete jungle friend, place the cards together in front of you.



You can now turn over another two cards to try to find another matching jungle friend.

3 No match

If the cards do not match, show them to the other players and return them face down to the table.



4 End of the game

The game ends when all the jungle friends have been found and there are no face down cards left on the table.



5 The winner!

The winner is the player with the most jungle friends at the end of the game.

