



# Farmyard Heads & Tails

Find the matching heads and tails in this fun, first activity.  
As children grow in confidence, use the cards in a simple game of pairs.

## Contents

- 24 chunky cards (12 pairs)

In this first matching activity for children aged 18 months and up, your child is encouraged to find matching heads and tails to make the 12 farmyard friends. This activity has been designed to encourage observation and matching skills.

As your child gets older and grows in confidence and ability, the activity develops into a simple pairs game. This helps to promote turn taking, whilst developing language and memory skills.

## As an activity for very young children

This activity can be enjoyed by one or more children.


### Setting up

Spread the cards face up on the table.



## Match the head and tail

Children can take part in this activity simultaneously or in turns.



Look for a matching head and tail.  
Place the two cards together to make a farmyard friend. Continue until all the farmyard friends have been found.

## As a game for older children

This pairs game can be played by 1-4 children.

### Setting up

Shuffle the cards and spread them face down on the table.




## 1 To play

The youngest player starts.  
Turn over two cards.



## 2 If they match


If the cards match to make a complete farmyard friend, place the cards together in front of you.



You can now turn over two more cards to try to find another matching farmyard friend.

## 3 No match

If the cards do not match, show them to the other players and return them face down to the table.



## 4 End of the game

The game ends when all the farmyard friends have been found and there are no face down cards left on the table.



## 5 The winner!

The winner is the player with the most farmyard friends at the end of the game.

