





Rainwater Harvesting Project

Tools & Materials Picture Guide

You may already have a lot of these tools and materials in your garage or workshop. Look to see what you already have and then head down to your local Home Depot, Lowe's or True Value to pick up the rest. You can also find most of these products on Amazon.com.




Barrel or Trash Can w/Lid	
Drill with Spade Bit	

<p>Jigsaw</p>	
<p>Hole Saw (drill bit)</p>	 <p>Comes in different sizes and will be used to make a hole near the top of the barrel for the overflow hose and near the bottom to fit the spigot (i.e. hose bibb or sillcock)</p>
<p>Barb fitting with nut for overflow hose</p>	
<p>1 1/2" sump drain hose for overflow</p>	
<p>3/4" hose bibb or sillcock</p>	

1/4" male pipe coupling




3/4" bushing or bulkhead connector



Channel-type pliers



Fiberglass window screening



Cargo strap with ratchet or bungee cord



Teflon tape



Silicone caulk

