


# CLEAR ACRYLIC BLOCKS

## KNOWLEDGE GUIDE

Invest in the best! Our clear acrylic blocks are crystal clear with an etched grid so you can see your indexed stamp on the other side and line it up for precise stamping. They also feature a contoured grip to fit comfortably in the hand. From the smallest details to the biggest backgrounds, our blocks come in a variety of sizes to meet all your crafting needs.

\*Blocks are to size

### A TO-0095




4" x 1" (\$6.95)

#### QUICK TIP!


Our blocks come with etched grid lines for precise and accurate stamp positioning!

### B TO-0035



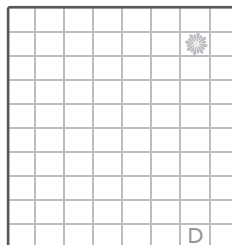
1 1/2" x 2" (\$4.50)

### C TO-0036




2" x 2 1/4" (\$6.95)

### D TO-0041



1 3/16" x 1 1/4" (\$3.95)


### E TO-0074



2 7/8" x 2 11/16" (\$8.50)




**F** TO-0075



4 7/16" x 3 7/16" (\$11.95)

**QUICK TIP!**  
Our "comfort grip" features contours on all four sides of every block.

**G** TO-0076



4" x 6" (\$16.95)

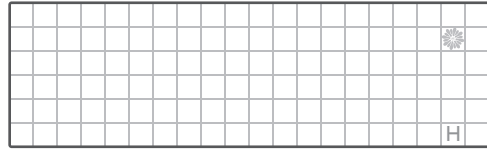


REVISED JUNE 2018

funstampersjourney.com




**H** TO-0077




2 1/2" x 3/4" (\$4.50)

**I** TO-0078



5 7/8" x 2 1/4" (\$11.95)


**QUICK TIP!**  
If your block gets a bit inky, just use a spritz of our True Color Fusion Stamp Cleaner followed by soap and warm water.



5" x 7" (\$18.95)

**QUICK TIP!**  
When matching stamps to blocks, try to fit your stamp on the smallest block possible; this prevents rocking and gives you the best stamping results.

**QUICK TIP!**  
When placing your stamp, remember to use the non-gridside of your block; this will keep your block clean and tidy!



4 7/16" x 1 5/8" (\$8.50)