

Catalog v11.1

High Quality Stainless Steel Products



 www.unitedstainless.com

About United Stainless

United Stainless is a remarkable manufacturer and wholesale distributor of Stainless Steel hardware. Sinox Stainless Steel Hardware is produced in Thailand - all forged, machined and cast products are made in-house in accordance with the ISO9001:2015 management systems. 40 years of manufacturing excellence has created the highest quality ranges of products available in the USA today.



United Stainless was conceived with the idea to be a wholesale distributor that offers the very best range of products and service to our customers.

Partnering with the leading stainless steel hardware manufacturer - Sinox, United Stainless has 100% production from Thailand.



Marine
AISI 316
Stainless Steel



Industrial
AISI 304
Stainless Steel



Contact



Address:
1000 Edwards Ave, Suite C
New Orleans,
LA 70123

Customer Service:
504-681-9924
info@unitedstainless.com



WAREHOUSING

Based in New Orleans, United Stainless offers Nation-wide delivery with state of the art order processing and same day shipping on stocked products.



CUSTOMER SERVICE

We stock a large inventory of stainless steel products. We also have many other ranges and sizes available for order.

If you have a product that you cannot find, give us a call. Our expert customer service team is on hand to help.



WEBSITE EXPERIENCE


We have developed an easy to use hassle-free website.


Visit the website to register an account and see pricing and availability.



Customer Service
504-681-9924

Website
www.unitedstainless.com





10. BLOCKS & PULLEYS

P. 1-15

Stainless steel blocks and sheaves for wire ropes and fibre ropes.



11. CLIPS & THIMBLES

P. 16-27

High corrosion resistant 304 and 316 thimbles and clips for marine, industrial and wire rope applications.



12. HOOKS & SNAPS

P. 28-43

Manufactured from 304 and 316 grade stainless steel. Includes trigger, swivel and fixed ranges.



13. LIFTING AND SAFETY HOOKS

P. 44-47

Manufactured from high grade 304 and 316 stainless steel. For applications in caustic lifting environments.



14. NUTS, BOLT & SCREWS

P. 48-71

High grade stainless steel nuts, bolts and screws. Used in industrial, marine and architectural applications.




15. PAD EYES & EYE STRAPS

P. 72-89

304 and 316 stainless steel connection points. Suitable for marine, industrial and architectural applications.





7 | ○ 16. RINGS, THIMBLES & WEBBING HARDWARE P. 90-103

The highest quality full welded stainless steel. Electro polished for superior corrosion resistance.



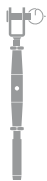
8 | U 17. SHACKLES, SWIVELS & LINKS P. 104-125

Stainless steel 304 and 316 complete range of shackles for industrial, lifting and marine applications



9 | T 18. TERMINALS P. 126-139

316 stainless wire rope terminations. Full bore and optimal dimensions for roll and press swaging.



19. TURNBUCKLES P. 140-149

High quality 316 and 304 stainless steel range of adjustable turnbuckles.



11 | T 20. CABLE RAILING P. 150-157


High corrosion resistant 316 fittings range and accessories for cable railing applications. Hand swage for ease of installation.



12 | A 30. ANCHORING & DOCKING P. 158-165

Superior stainless steel hardware with passivated surface treatment for ultimate corrosion resistance.





13 | 31. BOATING ACCESSORIES

P. 166-167


Superior stainless steel hardware with passivated surface treatment for ultimate corrosion resistance.



14 | 32. CABIN HARDWARE

P. 168-177

High quality 316 and 304 stainless steel range of adjustable turnbuckles.



15 | 33. DECK HARDWARE

P. 178-185

Superior stainless steel hardware with passivated surface treatment for ultimate corrosion resistance.



16 | 34. HANDRAIL & BIMINI HARDWARE

P. 186-204

Stainless steel blocks and sheaves for wire ropes and fibre ropes.




17 | 35. HINGES, HASPS & LATCHES

P. 205-223


High corrosion resistant 304 and 316 thimbles and clips for marine, industrial and wire rope applications.





10. BLOCKS & PULLEYS

1000	P.1	1001	P.1	1002	P.1	1003	P.2	1004	P.2	1010	P.2
1011	P.3	1012	P.3	1013	P.3	1014	P.4	1020	P.4-5	1021	P.5-6
1022	P.6	1023	P.6	1030	P.7	1031	P.7	1040	P.7	1041	P.8
1042	P.8	1043	P.8	1044	P.9	1045	P.9	1046	P.9	1047	P.10
1048	P.10	1050	P.10	1051	P.11	1052	P.11	1053	P.11	1060	P.12
1061	P.12	1062	P.12	1063	P.13	1070	P.13	1071	P.13	1072	P.14
1073	P.14	1090	P.14-15	1091	P.15						




11. CLIPS & THIMBLES

1100, 1101 P.16	1102 P.17	1110, 1111 P.17-18	1112, 1113 P.18-19	1120 P.19	1121 P.20
1122, 1123 P.20-21	1124 P.21	1125 P.22	1130 P.22	1132 P.23	1133 P.23
1134 P.24	1135 P.24	1140 P.25	1141 P.25	1142 P.26	1143 P.26
1144 P.27					

12. HOOKS & SNAPS

1200 P.28	1201 P.28	1202 P.29	1203 P.29	1204 P.29	1205 P.30
1206 P.30	1207 P.30	1208 P.31	1209 P.31	1210 P.31	1211 P.32




12. HOOKS & SNAPS

1212 P.32	1213 P.32	1214 P.33	1215 P.33	1216 P.33	1220 P.34
1221 P.34	1222 P.34	1230 P.35	1231 P.35	1232 P.35	1233 P.36
1239, 1240 P.36	1241 P.36	1242 P.37	1243 P.37	1250 P.37	1251 P.38
1252 P.38	1253 P.38	1254 P.39	1255 P.39	1260 P.39	1261 P.40
1262 P.40	1270, 1271 P.41	1272, 1273 P.42	1274 P.42	1275, 1276 P.43	1277 P.43

13. LIFTING & SAFETY HOOKS

1300 P.44	1301 P.44	1310 P.44	1311 P.45	1312 P.45	1313 P.45




13. LIFTING & SAFETY HOOKS



14. NUTS, BOLTS & SCREWS






14. NUTS, BOLTS & SCREWS



15. PAD EYES & EYE STRAPS






15. PAD EYES & EYE STRAPS




16. RINGS, THIMBLES & WEBBING HARDWARE





17. SHACKLES, SWIVELS & LINKS

1700,1701 P.104	1702 P.105	1703 P.105	1704,1705 P.106	1706 P.107	1710 P.107
1711 P.108	1720 P.108	1721 P.109	1722 P.109	1723 P.110	1724 P.110
1725 P.111	1726 P.111	1730 P.112	1731 P.112	1732 P.113	1733 P.113
1740 P.114	1741 P.114	1742 P.115	1743 P.115	1750 P.116	1751 P.116
1755 P.117	1756 P.117	1759,1760 P.118	1761 P.118	1762 P.119	1763 P.119
1770 P.120	1771 P.120	1772 P.121	1773 P.121	1774 P.122	1780 P.122
1781 P.123	1782 P.123	1783 P.124	1784 P.124	1790 P.125	1791 P.125




18. TERMINALS


1800 P.126	1801 P.126	1803, 1804 P.127	1810 P.128	1812,1813 P.128-129	1814 P.129
1816,1817 P.130	1820 P.131	1821 P.131	1822,1823 P.132	1830,1831 P.133-134	1836,1837 P.135
1838,1839 P.135,136	1842,1843 P.136,137	1846 P.137	1850 P.138	1852 P.138	1860 P.139
1862 P.139					

19. TURNBUCKLES

1900 P.140	1901,1902 P.140-141	1903,1904 P.141-142	1905,1906 P.142-143	1909 P.143	1920 P.144
1921 P.144	1922 P.145	1923 P.145	1924 P.146	1930 P.146	1933 P.147



19. TURNBUCKLES




20. CABLE RAILING



30. ANCHORING




INDEX PICTURE



30. ANCHORING




31. BOATING ACCESSORIES



32. CABIN HARDWARE






32. CABIN HARDWARE




33. DECK HARDWARE





34. HANDRAIL & BIMINI HARDWARE


3400	P.186	3401	P.186	3402	P.186	3403	P.187	3410	P.187	3411	P.187
3412	P.188	3413	P.188	3420	P.188	3421	P.189	3422	P.189	3423	P.189
3424	P.190	3430	P.190	3431	P.190	3432	P.191	3433	P.191	3440	P.191
3441	P.192	3442	P.192	3443	P.192	3444	P.193	3455	P.193	3456	P.193
3460	P.194	3461	P.194	3462	P.194	3463	P.195	3464	P.195	3465	P.195
3466	P.196	3467	P.196	3470	P.196	3471	P.197	3472	P.197	3473	P.197
3474	P.198	3475	P.198	3476	P.198	3477	P.199	3479	P.199	3480	P.199




34. HANDRAIL & BIMINI HARDWARE



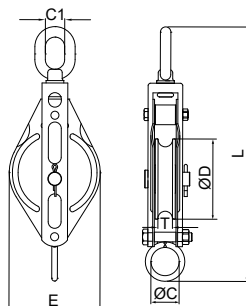

35. HINGES, HASPS & LATCHES





35. HINGES, HASPS & LATCHES

3518 P.211	3519 P.212	3520 P.212	3521 P.212	3522 P.213	3523 P.213
3524 P.213	3525 P.214	3526 P.214	3527 P.214	3528 P.215	3531 P.215
3532 P.215	3533 P.216	3534 P.216	3535 P.216	3536 P.217	3537 P.217
3538 P.217	3540 P.218	3541 P.218	3542 P.218	3543 P.219	3544 P.219
3546 P.220	3547 P.220	3548 P.220	3549 P.221	3550 P.221	3551 P.221
P.222	3553 P.222	3554 P.222	3555 P.223	3556 P.223	3557 P.223

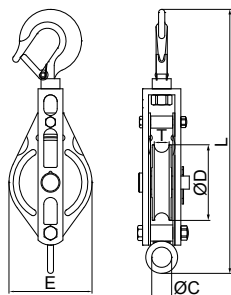


SWIVEL BLOCK (EYE) AISI 304 / A2

Model
1000



Item	Size	ØC (inch)	C1 (inch)	ØD (inch)	E (inch)	L (inch)	T (inch)	Weight (lb)	WLL. (lb)
100001	3"	0.79	0.78	2.95	3.27	10.04	0.63	2.27	1,925
100002	4"	1.38	0.94	3.93	4.45	12.80	0.75	4.12	3,025
100003	5"	1.38	1.06	4.92	5.51	13.78	0.79	5.34	4,675

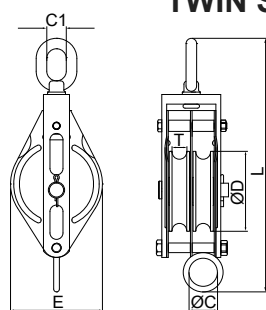


SWIVEL BLOCK (HOOK) AISI 304 / A2

Model
1001



Item	Size	ØC (inch)	ØD (inch)	E (inch)	L (inch)	T (inch)	Weight (lb)	WLL. (lb)
100101	3"	0.79	2.95	3.27	10.83	0.59	2.55	1,265
100102	4"	1.38	3.93	4.45	13.39	0.70	4.26	1,265
100103	5"	1.38	4.92	5.51	15.16	0.79	5.95	2,171




TWIN SWIVEL BLOCK (EYE) AISI 304 / A2

Model
1002



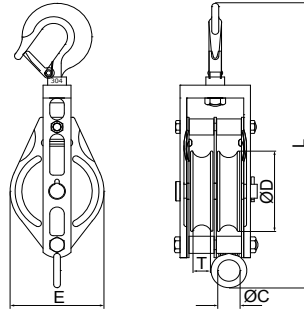
Item	Size	ØC (inch)	C1 (inch)	ØD (inch)	E (inch)	L (inch)	T (inch)	Weight (lb)	WLL. (lb)
100201	3"	0.79	0.78	2.95	3.27	10.24	0.59	3.44	1,925
100202	4"	1.38	0.94	3.93	4.45	12.80	0.70	6.19	3,025
100203	5"	1.38	1.06	4.92	5.51	14.09	0.78	7.99	4,675



Model

1003

TWIN SWIVEL BLOCK (HOOK) AISI 304 / A2

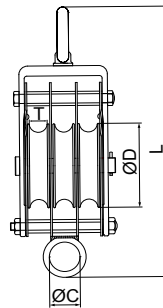


Item	Size	ØC (inch)	ØD (inch)	E (inch)	L (inch)	T (inch)	Weight (lb)	WLL. (lb)
100301	3"	0.79	2.95	3.27	11.02	0.59	3.69	1,265
100302	4"	1.38	3.93	4.45	13.39	0.70	6.45	1,265
100303	5"	1.38	4.92	5.51	15.55	0.79	8.58	2,171

Model

1004

TRIPLE SWIVEL BLOCK (EYE) AISI 304 / A2

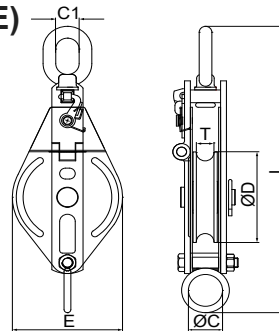


Item	Size	ØC (inch)	C1 (inch)	ØD (inch)	E (inch)	L (inch)	T (inch)	Weight (lb)	WLL. (lb)
100401	4"	1.38	0.94	3.93	4.45	12.80	0.70	8.53	3,025


Model

1010

SNATCH BLOCK (EYE) AISI 304 / A2



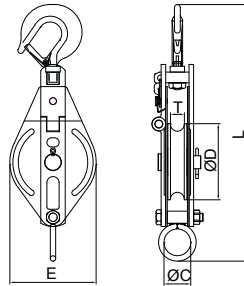
Item	Size	ØC (inch)	C1 (inch)	ØD (inch)	E (inch)	L (inch)	T (inch)	Weight (lb)	WLL. (lb)
101001	3"	0.79	0.78	2.95	3.27	9.84	0.59	2.48	1,925
101002	4"	1.38	0.94	3.93	4.45	12.40	0.71	4.35	2,750
101003	5"	1.38	1.06	4.92	5.51	13.98	0.79	5.67	4,235



SNATCH BLOCK (HOOK) AISI 304 / A2

Model

1011

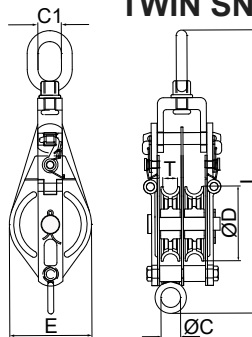


Item	Size	ØC (inch)	ØD (inch)	E (inch)	L (inch)	T (inch)	Weight (lb)	WLL. (lb)
101101	3"	0.79	2.95	3.27	10.23	0.59	2.72	1,265
101102	4"	1.38	3.93	4.45	13.19	0.70	4.50	1,265
101103	5"	1.38	4.92	5.51	14.17	0.79	6.21	2,171

TWIN SNATCH BLOCK (EYE) AISI 304 / A2

Model

1012

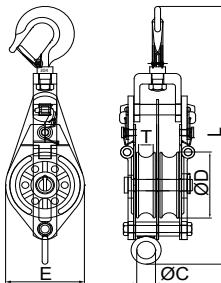


Item	Size	ØC (inch)	C1 (inch)	ØD (inch)	E (inch)	L (inch)	T (inch)	Weight (lb)	WLL. (lb)
101201	3"	0.79	0.78	2.95	3.26	11.42	0.59	4.56	1,925
101202	4"	1.38	0.94	4.44	4.44	12.40	0.66	8.21	3,025
101203	5"	1.38	1.06	5.47	5.51	14.96	0.78	10.67	4,675


TWIN SNATCH BLOCK (HOOK) AISI 304 / A2

Model

1013



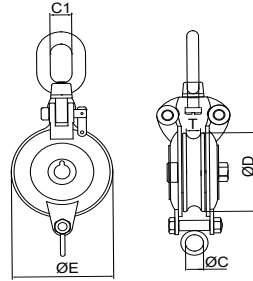
Item	Size	ØC (inch)	ØD (inch)	E (inch)	L (inch)	T (inch)	Weight (lb)	WLL. (lb)
101301	3"	0.79	2.95	3.27	10.04	0.59	4.84	1,265
101302	4"	1.38	3.93	4.45	12.80	0.70	8.71	1,265
101303	5"	1.38	4.92	5.51	14.09	0.78	10.47	2,171



Model

1014

SNATCH BLOCK (HEAVY DUTY)
AISI 316 / A4

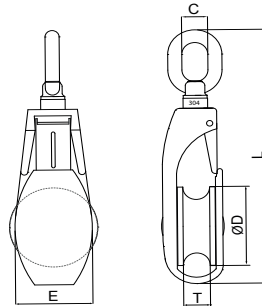


Item	Size	ØC (inch)	C1 (inch)	ØD (inch)	ØE (inch)	T (inch)	Weight (lb)	WLL. (lb)
101401	3"	0.79	0.79	2.95	2.95	0.63	2.84	2,200
101402	4"	0.79	0.94	3.94	3.93	0.63	5.77	3,300
101403	5"	1.18	1.06	4.92	4.92	0.71	8.25	4,400
101404	6"	1.18	1.18	5.91	5.90	0.79	12.65	5,500

Model

1020

SEINE BLOCK (EYE)
AISI 304 / A2

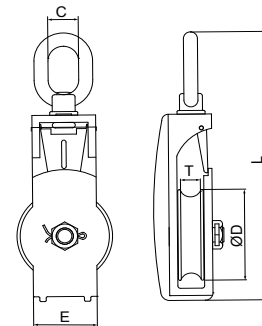


Item	Size	C (inch)	ØD (inch)	E (inch)	L (inch)	T (inch)	Weight (lb)	WLL. (lb)
102001	2"	0.81	1.96	1.97	6.18	0.57	1.25	770

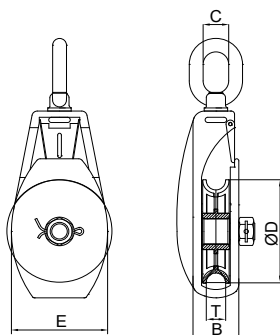

Model

1020

SEINE BLOCK (EYE)
AISI 304 / A2



Item	Size	C (inch)	ØD (inch)	E (inch)	L (inch)	T (inch)	Weight (lb)	WLL. (lb)
102002	3"	0.94	2.95	1.96	8.66	0.59	3.22	1,925

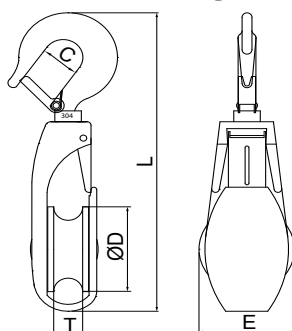


SEINE BLOCK (EYE) AISI 304 / A2

Model
1020



Item	Size	B (inch)	C (inch)	ØD (inch)	E (inch)	T (inch)	Weight (lb)	WLL. (lb)
102003	4"	1.69	0.94	3.93	3.54	0.67	6.00	2,750

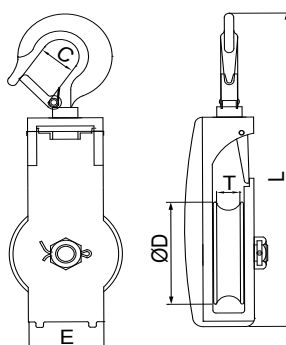


SEINE BLOCK (HOOK) AISI 304 / A2

Model
1021



Item	Size	C (inch)	E (inch)	ØD (inch)	L (inch)	T (inch)	Weight (lb)	WLL. (lb)
102101	2"	0.94	1.96	1.96	7.24	0.57	1.35	770




SEINE BLOCK (HOOK) AISI 304 / A2

Model
1021



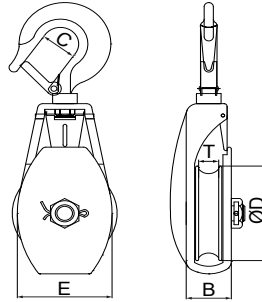
Item	Size	C (inch)	E (inch)	ØD (inch)	L (inch)	T (inch)	Weight (lb)	WLL. (lb)
102102	3"	0.98	2.95	2.95	9.52	0.59	3.39	1,265



Model

1021

SEINE BLOCK (HOOK) AISI 304 / A2

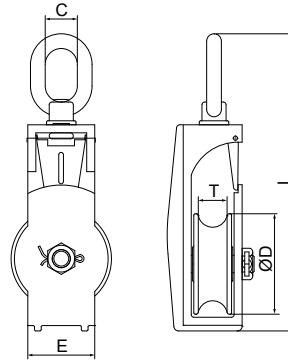


Item	Size	B (inch)	C (inch)	ØD (inch)	E (inch)	T (inch)	Weight (lb)	WLL (lb)
102103	4"	1.69	0.98	3.93	3.93	0.66	6.69	1,265

Model

1022

SEINE BLOCK (HEAVY DUTY/EYE) AISI 304 / A2

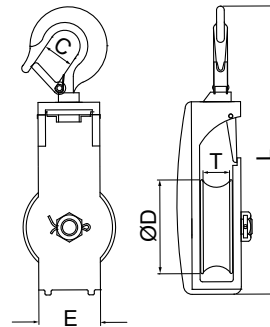


Item	Size	C (inch)	ØD (inch)	E (inch)	L (inch)	T (inch)	Weight (lb)	WLL (lb)
102201	3"	0.94	2.95	1.96	8.81	0.84	3.52	1,925

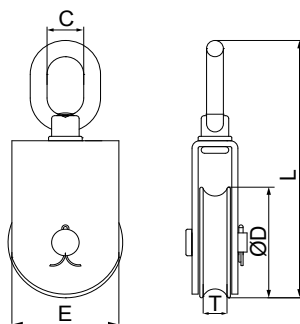

Model

1023

SEINE BLOCK (HEAVY DUTY/HOOK) AISI 304 / A2



Item	Size	C (inch)	ØD (inch)	E (inch)	L (inch)	T (inch)	Weight (lb)	WLL (lb)
102301	3"	0.98	2.95	1.96	10.62	0.86	3.64	1,265

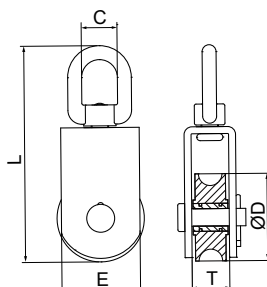


SQUARE BLOCK AISI 304 / A2

Model
1030



Item	Size	C (inch)	ØD (inch)	E (inch)	L (inch)	T (inch)	Weight (lb)	WLL (lb)
103001	2"	0.80	1.96	1.96	4.88	0.55	0.92	1,925
103002	3"	0.94	2.95	2.95	6.69	0.62	1.99	2,200
103003	4"	0.94	3.93	3.93	8.07	0.74	3.41	3,025

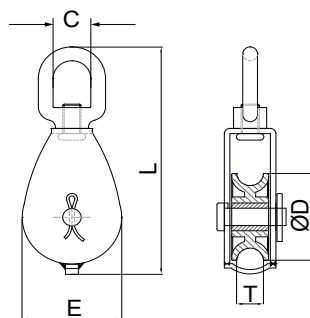


SQUARE BLOCK (NYLON SHEAVE) AISI 304 / A2

Model
1031



Item	Size	C (inch)	ØD (inch)	E (inch)	L (inch)	T (inch)	Weight (lb)	WLL (lb)
103101	2"	0.80	1.96	1.96	4.88	0.53	0.73	825




SWIVEL BLOCK AISI 304 / A2

Model
1040



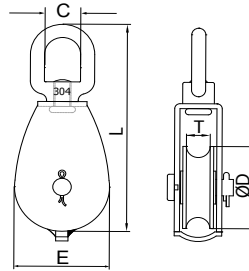
Item	Size	C (inch)	ØD (inch)	E (inch)	L (inch)	T (inch)	Weight (lb)	WLL (lb)
104001	1"	0.57	1.06	1.18	3.11	0.45	0.31	825
104002	1-1/4"	0.57	1.25	1.41	3.60	0.49	0.40	990
104003	2"	0.80	1.97	2.12	4.88	0.57	0.86	1,925



Model

1041

SWIVEL BLOCK (NYLON SHEAVE) AISI 304 / A2

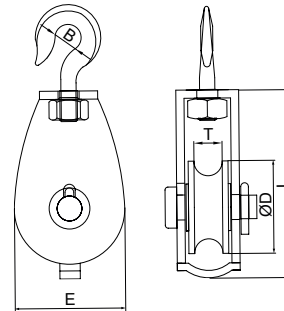


Item	Size	C (inch)	ØD (inch)	E (inch)	L (inch)	T (inch)	Weight (lb)	WLL. (lb)
104101	1"	0.57	0.98	1.18	3.17	0.39	0.24	825
104102	1-1/4"	0.57	1.26	1.41	3.66	0.39	0.32	935
104103	2"	0.80	1.97	2.12	4.88	0.53	0.63	1,540

Model

1042

SWIVEL BLOCK (HOOK) AISI 304 / A2

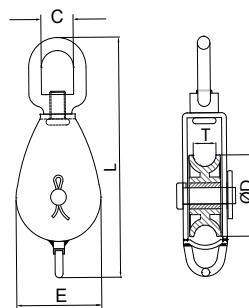


Item	Size	B (inch)	ØD (inch)	E (inch)	L (inch)	T (inch)	Weight (lb)	WLL. (lb)
104201	2"	0.70	1.06	1.77	3.33	0.57	0.88	660


Model

1043

SWIVEL BLOCK (EYE END) AISI 304 / A2



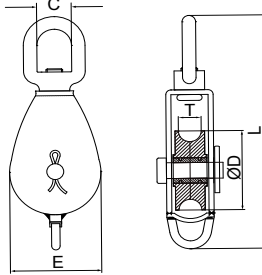
Item	Size	C (inch)	ØD (inch)	E (inch)	L (inch)	T (inch)	Weight (lb)	WLL. (lb)
104301	1"	0.57	1.06	1.18	4.09	0.45	0.33	825
104302	1-1/4"	0.57	1.25	1.41	4.61	0.49	0.43	990
104303	2"	0.80	1.98	2.12	5.87	0.57	0.87	1,925



SWIVEL BLOCK (EYE END/NYLON SHEAVE) AISI 304 / A2

Model

1044

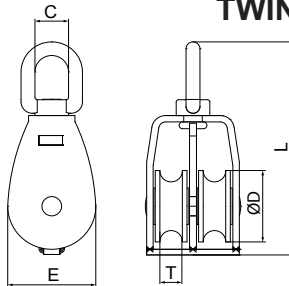


Item	Size	C (inch)	ØD (inch)	E (inch)	L (inch)	T (inch)	Weight (lb)	WLL. (lb)
104401	1"	0.57	0.98	1.18	4.07	0.39	0.26	825
104402	1-1/4"	0.57	1.26	1.41	4.55	0.39	0.34	935
104403	2"	0.80	1.97	2.12	5.79	0.53	0.65	1,540

TWIN SWIVEL BLOCK AISI 304 / A2

Model

1045

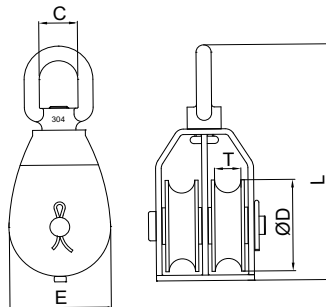


Item	Size	C (inch)	ØD (inch)	E (inch)	L (inch)	T (inch)	Weight (lb)	WLL. (lb)
104501	1"	0.57	0.98	1.18	3.15	0.45	0.46	825
104502	1-1/4"	0.57	1.25	1.41	3.64	0.49	0.62	825
104503	2"	0.81	1.96	2.12	5.00	0.57	1.37	1,375


TWIN SWIVEL BLOCK (NYLON SHEAVE) AISI 304 / A2

Model

1046



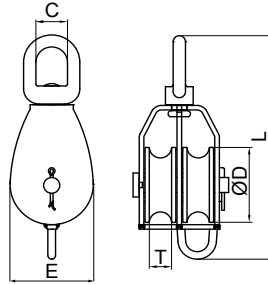
Item	Size	C (inch)	ØD (inch)	E (inch)	L (inch)	T (inch)	Weight (lb)	WLL. (lb)
104601	1"	0.57	0.98	1.18	3.25	0.39	0.34	825
104602	1-1/4"	0.57	1.26	1.41	3.72	0.39	0.45	825
104603	2"	0.81	1.97	2.12	5.00	0.53	0.92	1,375



Model

1047

TWIN SWIVEL BLOCK (EYE END) AISI 304 / A2

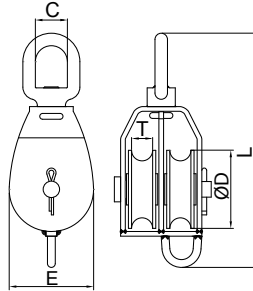


Item	Size	C (inch)	ØD (inch)	E (inch)	L (inch)	T (inch)	Weight (lb)	WLL. (lb)
104701	1"	0.57	0.98	1.18	3.94	0.45	0.51	825
104702	1-1/4"	0.57	1.26	1.41	4.45	0.49	0.66	825
104703	2"	0.81	1.97	2.12	5.83	0.57	1.43	1,375

Model

1048

TWIN SWIVEL BLOCK (EYE END/NYLON SHEAVE) AISI 304 / A2

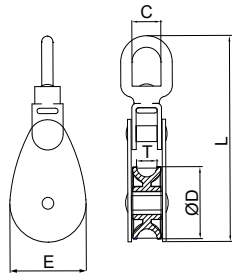


Item	Size	C (inch)	ØD (inch)	E (inch)	L (inch)	T (inch)	Weight (lb)	WLL. (lb)
104801	1"	0.57	0.98	1.18	3.94	0.39	0.35	825
104802	1-1/4"	0.57	1.26	1.41	4.45	0.39	0.46	825
104803	2"	0.81	1.97	2.12	5.83	0.53	0.95	1,375


Model

1050

TOGGLE BLOCK AISI 304 / A2



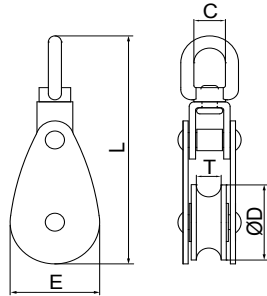
Item	Size	C (inch)	ØD (inch)	E (inch)	L (inch)	T (inch)	Weight (lb)	WLL. (lb)
105001	1"	0.51	0.98	1.18	3.44	0.31	0.23	825
105002	1-1/4"	0.57	1.26	1.41	4.09	0.35	0.32	935
105003	2"	0.81	1.97	2.12	5.59	0.59	0.85	1,540



TOGGLE BLOCK (NYLON SHEAVE) AISI 304 / A2

Model

1051

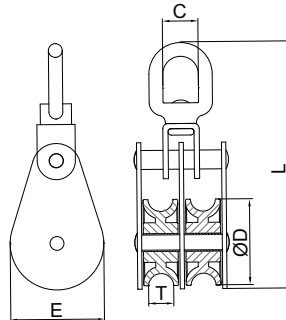


Item	Size	C (inch)	ØD (inch)	E (inch)	L (inch)	T (inch)	Weight (lb)	WLL. (lb)
105101	1"	0.51	0.98	1.18	3.44	0.39	0.17	825
105102	1-1/4"	0.57	1.26	1.41	3.93	0.39	0.23	935
105103	2"	0.80	1.97	2.12	5.59	0.53	0.61	1,540

TWIN TOGGLE BLOCK AISI 304 / A2

Model

1052

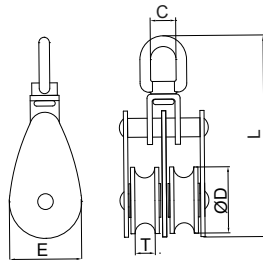


Item	Size	C (inch)	ØD (inch)	E (inch)	L (inch)	T (inch)	Weight (lb)	WLL. (lb)
105201	1"	0.51	0.98	1.18	3.44	0.31	0.36	521
105202	1-1/4"	0.51	1.26	1.41	4.13	0.35	0.53	660
105203	2"	0.81	1.97	2.12	5.59	0.57	1.33	1,540


TWIN TOGGLE BLOCK (NYLON SHEAVE) AISI 304 / A2

Model

1053



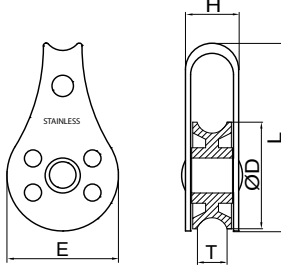
Item	Size	C (inch)	ØD (inch)	E (inch)	L (inch)	T (inch)	Weight (lb)	WLL. (lb)
105301	1"	0.51	0.98	1.18	3.44	0.39	0.25	521
105302	1-1/4"	0.51	1.26	1.41	4.13	0.39	0.33	660
105303	2"	0.80	1.96	2.12	5.59	13.5	0.89	1,540



Model

1060

PULLEY BLOCK (NO PIN)
AISI 304 / A2

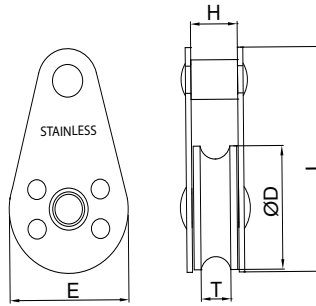


Item	Size	ØD (inch)	E (inch)	H (inch)	L (inch)	T (inch)	Weight (lb)	WLL (lb)
106001	1"	0.98	1.02	0.39	1.73	0.26	0.04	191

Model

1061

PULLEY BLOCK (FIXED PIN)
AISI 304 / A2

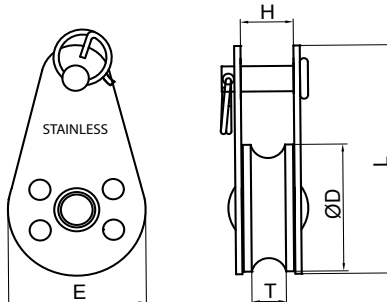


Item	Size	ØD (inch)	E (inch)	H (inch)	L (inch)	T (inch)	Weight (lb)	WLL (lb)
106101	1"	0.98	1.02	0.39	1.77	0.26	0.05	191


Model

1062

PULLEY BLOCK (REMOVABLE PIN)
AISI 304 / A2



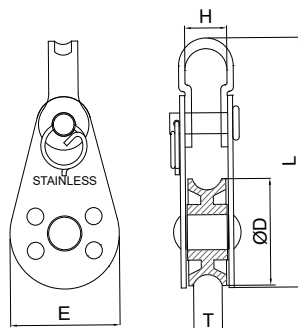
Item	Size	ØD (inch)	E (inch)	H (inch)	L (inch)	T (inch)	Weight (lb)	WLL (lb)
106201	1"	0.98	1.02	0.39	1.77	0.26	0.05	191



PULLEY BLOCK (BRACKET) AISI 304 / A2

Model

1063

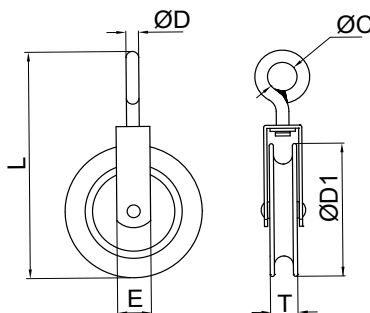


Item	Size	ØD (inch)	E (inch)	H (inch)	L (inch)	T (inch)	Weight (lb)	WLL. (lb)
106301	1"	0.98	1.02	0.39	2.24	0.26	0.07	191

CABLE STEERING PULLEY (EYE) AISI 304 / A2

Model

1070

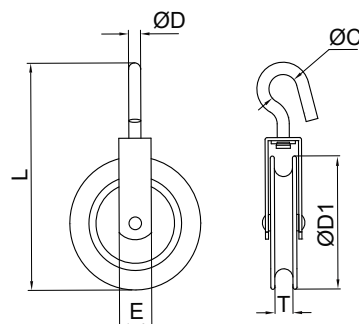


Item	Size	ØC (inch)	ØD (inch)	ØD1 (inch)	E (inch)	L (inch)	T (inch)	Weight (lb)	WLL. (lb)
107001	1/2"	0.55	0.23	2.55	0.71	4.33	0.51	0.16	275


CABLE STEERING PULLEY (HOOK) AISI 304 / A2

Model

1071



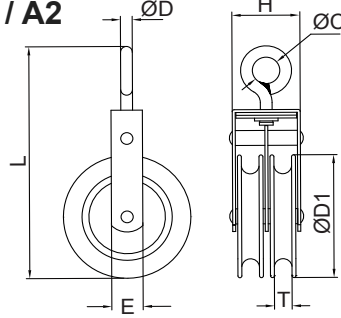
Item	Size	ØC (inch)	ØD (inch)	ØD1 (inch)	E (inch)	L (inch)	T (inch)	Weight (lb)	WLL. (lb)
107101	1/2"	0.55	0.23	2.55	0.71	4.33	0.51	0.16	136



Model

1072

TWIN CABLE STEERING PULLEY (EYE) AISI 304 / A2

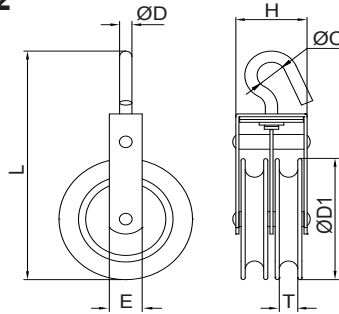


Item	Size	ØC (inch)	ØD (inch)	ØD1 (inch)	E (inch)	H (inch)	L (inch)	T (inch)	Weight (lb)	WLL (lb)
107201	1/2"	0.55	0.23	2.55	0.71	1.36	4.92	0.51	0.32	275

Model

1073

TWIN CABLE STEERING PULLEY (HOOK) AISI 304 / A2

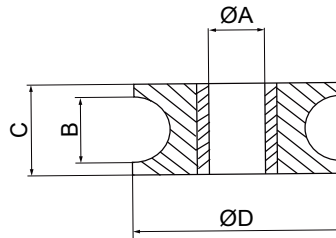


Item	Size	ØC (inch)	ØD (inch)	ØD1 (inch)	E (inch)	H (inch)	L (inch)	T (inch)	Weight (lb)	WLL (lb)
107301	1/2"	0.55	0.23	2.55	0.71	1.36	4.92	0.51	0.32	136


Model

1090

ROPE SHEAVE (BRASS BUSHING) AISI 316 / A4

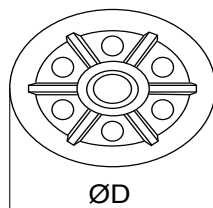


Item	Size	ØA (inch)	B (inch)	C (inch)	ØD (inch)	Weight (lb)	WLL (lb)
109001	1"	0.33	0.45	0.67	1.06	0.08	521
109002	1-1/4"	0.33	0.49	0.66	1.24	0.12	660
109003	2"	0.40	0.57	0.78	1.97	0.29	1,540



ROPE SHEAVE (BRASS BUSHING) AISI 316/ A4

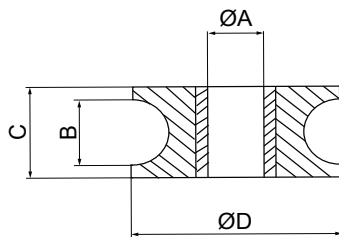
Model
1090



Item	Size	B (inch)	C (inch)	ØD (inch)	Weight (lb)	WLL. (lb)
109004	3"	0.59	0.74	2.95	0.59	1,265
109005	4"	0.70	0.98	3.93	1.20	1,265
109006	5"	0.78	1.02	4.92	1.56	2,171

ROPE SHEAVE (BRASS BUSHING) AISI 304 / A2

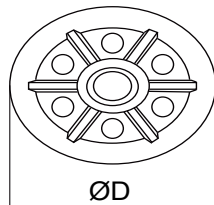
Model
1091



Item	Size	ØA (inch)	B (inch)	C (inch)	ØD (inch)	Weight (lb)	WLL. (lb)
109101	1"	0.33	0.45	0.67	1.06	0.09	521
109102	1-1/4"	0.33	0.49	0.66	1.24	0.12	660
109103	2"	0.40	0.57	0.78	1.97	0.30	1,540


ROPE SHEAVE (BRASS BUSHING) AISI 304 / A2

Model
1091



Item	Size	B (inch)	C (inch)	ØD (inch)	Weight (lb)	WLL. (lb)
109104	3"	0.59	0.74	2.95	0.59	1,265
109105	4"	0.70	0.98	3.93	1.21	1,265
109106	5"	0.78	1.02	4.92	1.52	2,171

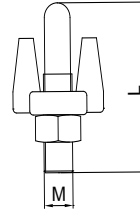
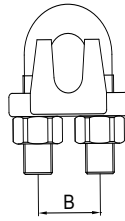
CLIPS & THIMBLES



Model

1100

WIRE ROPE CLIP (AISI)
AISI 316 / A4

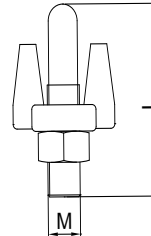
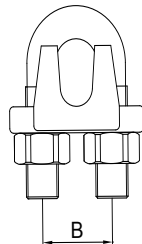


Item	Cable size	B (inch)	L (inch)	M (thread)	Weight (lb)
110001	1/16"	0.20	0.63	M2	0.01
110002	3/32"	0.28	0.69	M3	0.01
110003	1/8"	0.31	0.83	M3	0.02
110004	5/32"	0.39	0.91	M4	0.04
110005	3/16"	0.47	1.14	M5	0.05
110006	1/4"	0.55	1.26	M6	0.08
110008	5/16"	0.69	1.57	M8	0.17
110010	3/8"	0.83	1.97	M10	0.34
110012	1/2"	1.02	2.44	M12	0.51
110014	9/16"	1.10	2.64	M12	0.62
110016	5/8"	1.26	3.07	M14	0.89
110019	3/4"	1.34	3.27	M14	1.05
110022	7/8"	1.57	3.78	5/8"	1.58
110025	1"	1.73	4.13	5/8"	1.88


Model

1101

WIRE ROPE CLIP (AISI)
AISI 304 / A2

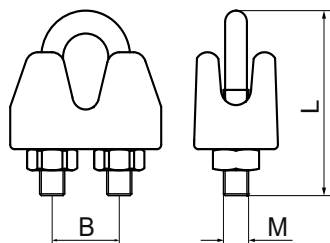


Item	Cable size	B (inch)	L (inch)	M (thread)	Weight (lb)
110101	1/16"	0.20	0.63	M2	0.01
110102	3/32"	0.28	0.69	M3	0.01
110103	1/8"	0.31	0.83	M3	0.02
110104	5/32"	0.39	0.91	M4	0.04
110105	3/16"	0.47	1.14	M5	0.05
110106	1/4"	0.55	1.26	M6	0.08
110108	5/16"	0.69	1.57	M8	0.17
110110	3/8"	0.83	1.97	M10	0.34
110112	1/2"	1.02	2.44	M12	0.51
110114	9/16"	1.10	2.64	M12	0.62
110116	5/8"	1.26	3.07	M14	0.89
110119	3/4"	1.34	3.27	M14	1.05
110122	7/8"	1.57	3.78	5/8"	1.58
110125	1"	1.73	4.13	5/8"	1.88



WIRE ROPE CLIP (DIN741) AISI 316 / A4

Model
1102



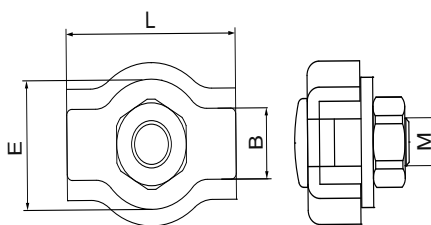
CLIPS & THIMBLES

Item	Cable size	B (inch)	L (inch)	M (thread)	Weight (lb)
110202	3/32"	0.28	0.69	M3	0.01
110203	1/8"	0.31	0.83	M3	0.02
110204	5/32"	0.39	0.91	M4	0.03
110205	3/16"	0.47	0.98	M5	0.05
110206	1/4"	0.54	1.26	M6	0.08
110208	5/16"	0.63	1.38	M6	0.12
110210	3/8"	0.79	1.73	M8	0.21
110212	1/2"	0.98	2.17	M10	0.39
110216	5/8"	1.10	2.56	M10	0.51
110219	3/4"	1.34	2.95	M12	0.78
110222	7/8"	1.42	3.27	M12	0.96
110225	1"	1.61	3.70	M14	1.11
110232	1-1/4"	1.97	4.41	5/8"	1.73




SIMPLEX CLIP AISI 316 / A4

Model
1110



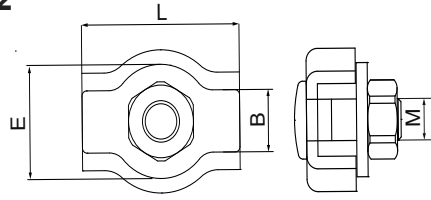
Item	Cable size	B (inch)	E (inch)	L (inch)	M (thread)	Weight (lb)
111002	3/32"	0.16	0.32	0.59	M4	0.01
111003	1/8"	0.28	0.43	0.67	M4	0.01
111004	5/32"	0.36	0.51	0.83	M5	0.02
111005	3/16"	0.43	0.59	0.98	M5	0.03
111006	1/4"	0.51	0.73	1.18	M6	0.05
111008	5/16"	0.69	0.98	1.44	M8	0.11
111010	3/8"	0.81	1.22	1.87	M10	0.20



Model

1111

SIMPLEX CLIP AISI 304 / A2

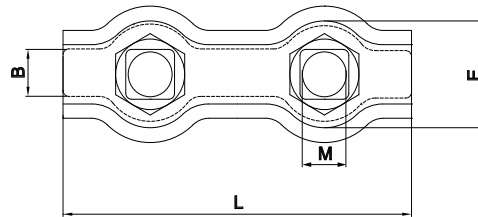


Item	Cable size	B (inch)	E (inch)	L (inch)	M (thread)	Weight (lb)
111102	3/32"	0.16	0.32	0.59	M4	0.01
111103	1/8"	0.28	0.43	0.67	M4	0.01
111104	5/32"	0.36	0.51	0.83	M5	0.02
111105	3/16"	0.43	0.59	0.98	M5	0.03
111106	1/4"	0.51	0.73	1.18	M6	0.05
111108	5/16"	0.69	0.98	1.44	M8	0.11
111110	3/8"	0.81	1.22	1.87	M10	0.20

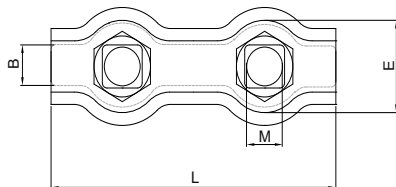

Model

1112

DUPLEX CLIP AISI 316 / A4



Item	Cable size	B (inch)	E (inch)	L (inch)	M (thread)	Weight (lb)
111202	3/32"	0.20	0.35	1.18	M4	0.02
111203	1/8"	0.28	0.45	1.34	M4	0.02
111204	5/32"	0.36	0.53	1.57	M5	0.04
111205	3/16"	0.43	0.63	1.97	M5	0.06
111206	1/4"	0.51	0.75	2.36	M6	0.11
111208	5/16"	0.69	1.00	2.95	M8	0.22
111210	3/8"	0.81	1.43	3.74	M10	0.44



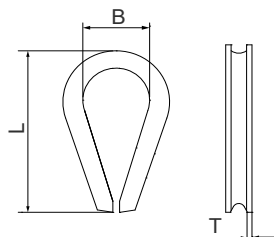
DUPLEX CLIP AISI 304 / A2

Model
1113



Item	Cable size	B (inch)	E (inch)	L (inch)	M (thread)	Weight (lb)
111302	3/32"	0.20	0.35	1.18	M4	0.02
111303	1/8"	0.28	0.45	1.34	M4	0.02
111304	5/32"	0.36	0.53	1.57	M5	0.04
111305	3/16"	0.43	0.63	1.97	M5	0.06
111306	1/4"	0.51	0.75	2.36	M6	0.11
111308	5/16"	0.69	1.00	2.95	M8	0.22
111310	3/8"	0.81	1.43	3.74	M10	0.44

CLIPS & THIMBLES




WIRE ROPE THIMBLE (STANDARD) AISI 316 / A4

Model
1120



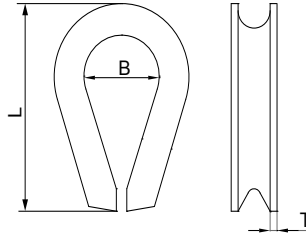
Item	Cable size	B (inch)	L (inch)	T (inch)	Weight (lb)
112002	3/32"	0.39	0.98	0.03	0.01
112003	1/8"	0.49	1.12	0.04	0.01
112004	5/32"	0.51	1.30	0.05	0.01
112005	3/16"	0.61	1.44	0.05	0.01
112006	1/4"	0.67	1.57	0.06	0.03
112008	5/16"	0.89	2.01	0.06	0.04
112010	3/8"	1.02	2.30	0.08	0.09
112012	1/2"	1.22	2.68	0.08	0.12
112014	9/16"	1.34	2.91	0.10	0.18
112016	5/8"	1.48	3.27	0.10	0.23
112019	3/4"	1.77	4.09	0.12	0.45
112022	7/8"	1.99	4.53	0.16	0.73
112025	1"	2.13	4.92	0.16	0.90



Model

1121

WIRE ROPE THIMBLE (HEAVY DUTY) AISI 316 / A4

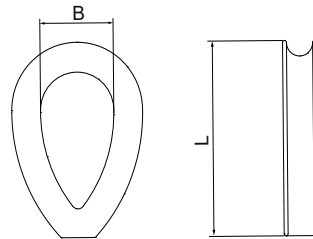


Item	Cable size	B (inch)	L (inch)	T (inch)	Weight (lb)
112105	3/16"	0.71	1.69	0.04	0.02
112106	1/4"	0.92	2.20	0.06	0.05
112108	5/16"	1.07	2.48	0.08	0.10
112110	3/8"	1.14	2.87	0.10	0.18
112113	1/2"	1.50	3.62	0.16	0.46
112116	5/8"	1.77	4.17	0.16	0.63
112119	3/4"	2.00	4.92	0.20	1.21
112122	7/8"	2.24	5.50	0.24	1.88
112125	1"	2.58	6.20	0.24	2.44


Model

1122

WIRE ROPE THIMBLE (CAST HEAVY DUTY) AISI 316 / A4

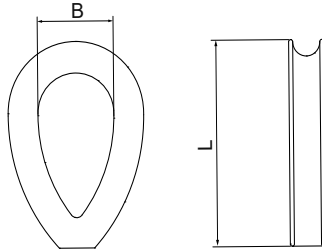


Item	Cable size	B (inch)	L (inch)	Weight (lb)
112202	3/32"	0.31	0.83	0.01
112203	1/8"	0.39	1.02	0.01
112204	5/32"	0.47	1.26	0.03
112205	3/16"	0.59	1.65	0.05
112206	1/4"	0.63	1.69	0.07
112208	5/16"	0.94	2.30	0.10
112210	3/8"	1.10	2.83	0.23
112212	1/2"	1.38	3.39	0.38
112214	9/16"	1.54	3.97	0.52
112216	5/8"	1.77	4.33	0.66
112219	3/4"	2.13	4.88	1.00
112222	7/8"	2.36	5.12	1.31
112225	1"	2.76	5.83	2.02



WIRE ROPE THIMBLE (CAST HEAVY DUTY) AISI 304 / A2

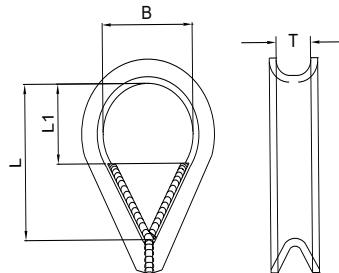
Model
1123




Item	Cable size	B (inch)	L (inch)	Weight (lb)
112302	3/32"	0.31	0.83	0.01
112303	1/8"	0.39	1.02	0.01
112304	5/32"	0.47	1.26	0.03
112305	3/16"	0.59	1.65	0.05
112306	1/4"	0.63	1.69	0.07
112308	5/16"	0.94	2.30	0.10
112310	3/8"	1.10	2.83	0.23
112312	1/2"	1.38	3.39	0.38
112314	9/16"	1.54	3.97	0.52
112316	5/8"	1.77	4.33	0.66
112319	3/4"	2.13	4.88	1.00
112322	7/8"	2.36	5.12	1.31
112325	1"	2.76	5.83	2.02

WIRE ROPE THIMBLE (BAR) AISI 316 / A4

Model
1124



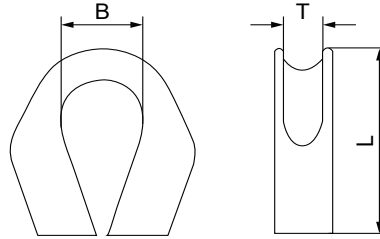
Item	Cable size	B (inch)	L (inch)	L1 (inch)	T (inch)	Weight (lb)
112406	1/4"	0.63	0.98	0.98	0.23	0.02
112408	5/16"	0.79	1.26	1.26	0.31	0.04
112410	3/8"	1.02	1.57	1.57	0.39	0.08
112412	1/2"	1.06	2.36	0.98	0.47	0.14
112414	9/16"	1.34	2.20	2.20	0.55	0.19
112416	5/8"	1.57	3.26	1.18	0.62	0.27



Model

1125

WIRE ROPE THIMBLE (CAPTIVE) AISI 316 / A4

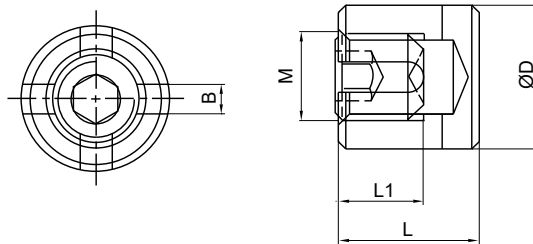


Item	Cable size	B (inch)	L (inch)	T (inch)	Weight (lb)
112505	3/16"	0.59	1.54	3/16"	0.04
112506	1/4"-5/16"	0.73	2.24	1/4"-5/16"	0.10
112510	3/8"-7/16"	0.91	2.72	3/8"-7/16"	0.19
112513	1/2"	1.50	3.10	1/2"	0.43
112516	5/8"	1.77	3.84	5/8"	0.72
112519	3/4"	1.97	4.50	3/4"	1.45
112525	1"	2.48	5.40	1"	2.17
112532	1-1/4"	2.87	6.09	1-1/4"	3.55


Model

1130

CROSS CLAMP AISI 316 / A4

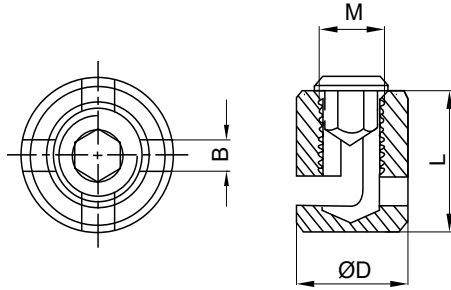


Item	Cable size	B (inch)	ØD (inch)	L (inch)	L1 (inch)	M (thread)	Weight (lb)
113002	3/32"	0.08	0.79	0.70	0.43	M12	0.08
113003	1/8"	0.13	0.79	0.75	0.45	M12	0.08
113004	5/32"	0.17	0.79	0.83	0.49	M12	0.08
113005	3/16"	0.20	0.79	0.90	0.57	M12	0.09
113006	1/4"	0.24	0.79	0.98	0.64	M12	0.12



ADJUSTABLE CROSS CLAMP AISI 316 / A4

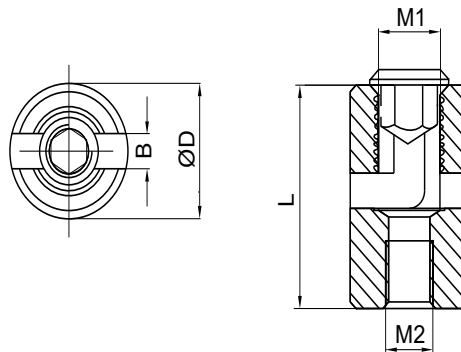
Model
1132




Item	Cable size	B (inch)	ØD (inch)	L (inch)	M (thread)	Weight (lb)
113202	3/32"	0.87	0.79	0.61	M12	0.03
113203	1/8"	1.26	0.79	0.69	M12	0.04
113204	5/32"	1.65	0.79	0.77	M12	0.05
113205	3/16"	2.05	0.79	0.85	M12	0.05
113206	1/4"	2.44	0.79	0.93	M12	0.05

ADJUSTABLE CROSS CLAMP (WALL FIXING) AISI 316 / A4

Model
1133



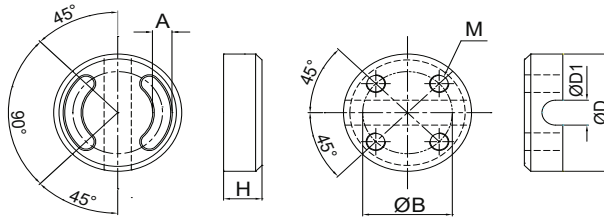
Item	Cable size	B (inch)	ØD (inch)	L (inch)	M1 (thread)	M2 (thread)	Weight (lb)
113302	3/32"	0.87	0.79	1.06	M12	M8	0.10
113303	1/8"	1.26	0.79	1.14	M12	M8	0.11
113304	5/32"	1.65	0.79	1.22	M12	M8	0.11
113305	3/16"	2.05	0.79	1.30	M12	M8	0.11
113306	1/4"	2.44	0.79	1.38	M12	M8	0.11



Model

1134

ADJUSTABLE CROSS CLAMP AISI 316 / A4

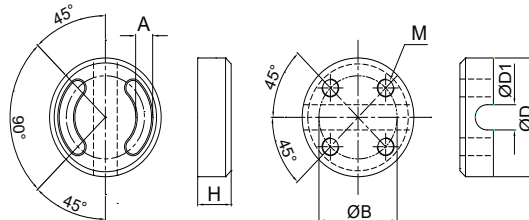


Item	Cable size	A (inch)	ØB (inch)	ØD (inch)	ØD1 (inch)	H (inch)	M (thread)	Weight (lb)
113408	5/16"	0.25	1.10	1.57	0.33	0.47	M6	0.34
113410	3/8"	0.25	1.10	1.57	0.41	0.47	M6	0.30

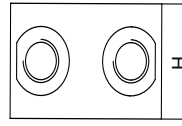
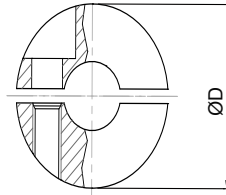

Model

1135

ADJUSTABLE CROSS CLAMP (TRIPLE) AISI 316 / A4



Item	Cable size	A (inch)	ØB (inch)	ØD (inch)	ØD1 (inch)	H (inch)	M (thread)	Weight (lb)
113508	5/16"	0.24	1.10	1.57	0.33	0.47	M6	0.51
113510	3/8"	0.24	1.10	1.57	0.41	0.47	M5	0.45

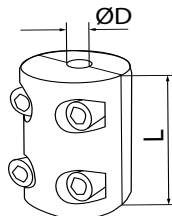


CLAMP RING AISI 316 / A4

Model
1140



Item	Cable size	ØD (inch)	H (inch)	Weight (lb)
114002	3/32"	0.59	0.39	0.02
114003	1/8"	0.59	0.23	0.03
114004	5/32"	0.59	0.23	0.03
114005	3/16"	0.78	0.39	0.04
114006	1/4"	0.78	0.39	0.04
114008	5/16"	0.78	0.39	0.04
114010	3/8"	1.25	0.59	0.16
114012	1/2"	1.25	0.78	0.20




CLAMP RING (HEAVY DUTY) AISI 316 / A4

Model
1141



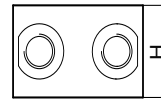
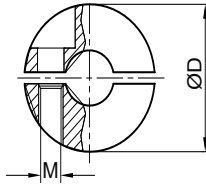
Item	Cable size	ØD (inch)	L (inch)	Weight (lb)
114103	1/8"	0.11	1.06	0.15
114104	5/32"	0.15	1.06	0.15
114105	3/16"	0.19	1.65	0.38
114106	1/4"	0.23	1.65	0.37
114108	5/16"	0.31	1.65	0.37



Model

1142

LOOP RING
AISI 316 / A4

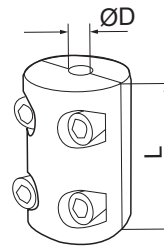


Item	Cable size	ØD (inch)	H (inch)	M (thread)	Weight (lb)
114203	1/8"	0.59	0.39	M3	0.02
114204	5/32"	0.78	0.39	M4	0.05
114205	3/16"	1.10	0.79	M5	0.18
114206	1/4"	1.10	0.79	M6	0.17
114208	5/16"	1.10	0.79	M6	0.16

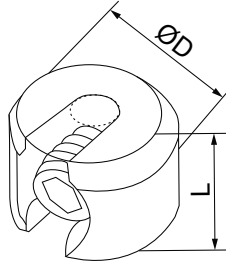

Model

1143

LOOP RING (HEAVY DUTY)
AISI 316 / A4



Item	Cable size	ØD (inch)	L (inch)	Weight (lb)
114303	1/8"	0.11	1.06	0.15
114304	5/32"	0.15	1.06	0.15
114305	3/16"	0.19	1.65	0.37
114306	1/4"	0.23	1.65	0.36
114308	5/16"	0.31	1.65	0.33




WIRE ROPE STOPPER
AISI 316 / A4

Model
1144



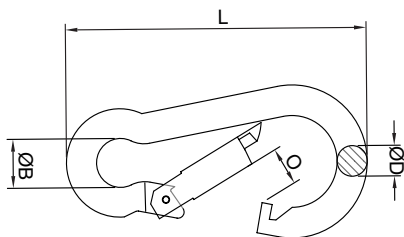
Item	Cable size	$\varnothing D$ (inch)	L (inch)	Weight (lb)
114402	3/32"	0.39	0.31	0.01
114403	1/8"	0.59	0.47	0.02
114404	5/32"	0.59	0.47	0.04
114405	3/16"	0.78	0.59	0.09
114406	1/4"	0.78	0.59	0.08



Model

1200

SPRING HOOK
AISI 316 / A4

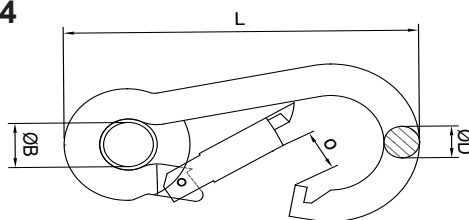


Item	Size	ØB (inch)	ØD (inch)	L (inch)	O (inch)	Weight (lb)	WLL (lb)
120005	3/16"	0.32	0.20	1.96	0.27	0.03	88
120006	1/4"	0.32	0.24	2.36	0.31	0.06	165
120007	9/32"	0.37	0.31	2.20	0.80	0.10	200
120008	5/16"	0.46	0.31	3.14	0.39	0.13	330
120009	11/32"	0.50	0.35	2.83	26.5	0.24	360
120010	3/8"	0.59	0.39	3.93	0.51	0.28	440
120011	7/16"	0.74	0.43	3.85	1.37	0.41	495
120012	15/32"	0.86	0.43	4.56	1.57	0.56	550
120013	1/2"	0.78	0.51	5.27	1.81	0.77	660


Model

1201

SPRING HOOK (EYELET)
AISI 316 / A4



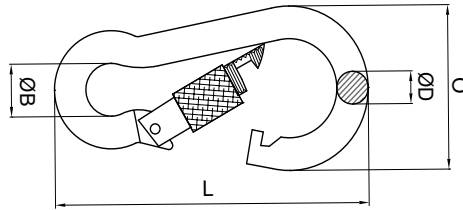
Item	Size	ØB (inch)	ØD (inch)	L (inch)	O (inch)	Weight (lb)	WLL (lb)
120105	3/16"	0.28	0.20	1.96	0.27	0.03	88
120106	1/4"	0.28	0.24	2.36	0.31	0.06	165
120107	9/32"	0.31	0.31	2.20	0.80	0.10	200
120108	5/16"	0.39	0.31	3.14	0.39	0.14	330
120109	11/32"	0.43	0.35	2.83	1.04	0.25	360
120110	3/8"	0.55	0.39	3.93	0.51	0.28	440
120111	7/16"	0.70	0.43	3.85	1.37	0.42	495
120112	15/32"	0.78	0.43	4.56	1.57	0.57	550
120113	1/2"	0.78	0.51	5.27	1.81	0.77	660



SCREW LOCK SPRING HOOK AISI 316 / A4

Model

1202

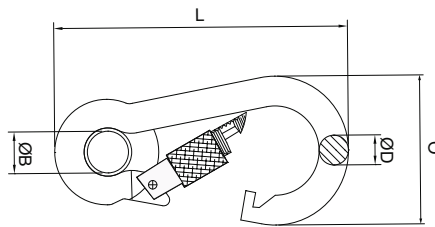


Item	Size	ØB (inch)	ØD (inch)	L (inch)	O (inch)	Weight (lb)	WLL (lb)
120206	1/4"	0.27	0.24	2.38	1.14	0.07	220
120208	5/16"	0.47	0.31	3.15	1.57	0.15	385
120210	3/8"	0.59	0.39	3.94	1.97	0.31	495
120211	7/16"	0.70	0.43	4.72	2.24	0.42	500
120212	15/32"	0.87	0.47	5.51	2.62	0.59	825

SCREW LOCK SPRING HOOK (EYELET) AISI 316 / A4

Model

1203

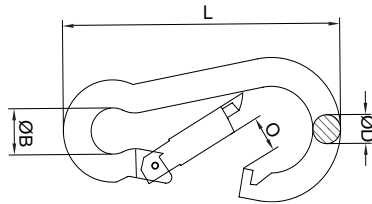


Item	Size	ØB (inch)	ØD (inch)	L (inch)	O (inch)	Weight (lb)	WLL (lb)
120306	1/4"	0.19	0.23	2.36	1.18	0.07	140
120308	5/16"	0.39	0.31	3.14	1.57	0.15	250
120310	3/8"	0.51	0.39	3.93	1.96	0.29	400
120311	7/16"	0.51	0.43	4.72	2.24	0.43	500
120312	15/32"	0.59	0.47	5.51	2.63	0.61	600


SPRING HOOK (SIDE OPEN) AISI 316 / A4

Model

1204



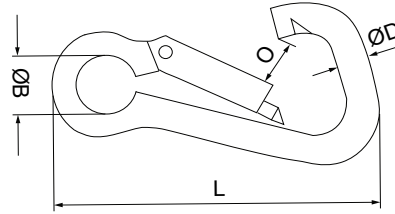
Item	Size	ØB (inch)	ØD (inch)	L (inch)	O (inch)	Weight (lb)	WLL (lb)
120406	1/4"	0.39	0.24	2.36	0.31	0.06	165
120408	5/16"	0.51	0.31	3.14	0.39	0.14	330
120410	3/8"	0.67	0.39	3.93	0.51	0.29	440
120411	7/16"	0.74	0.43	4.72	0.62	0.42	495



Model

1205

ASYMMETRIC SPRING HOOK AISI 316 / A4

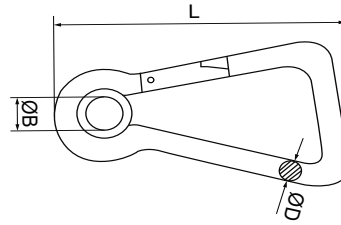


Item	Size	ØB (inch)	ØD (inch)	L (inch)	O (inch)	Weight (lb)	WLL. (lb)
120506	1/4"	0.35	0.23	2.36	0.39	0.05	140
120508	5/16"	0.47	0.31	3.14	0.51	0.13	250
120510	3/8"	0.59	0.39	3.93	0.70	0.29	400
120511	7/16"	0.59	0.43	4.72	0.94	0.42	500

Model

1206

ASYMMETRIC SPRING HOOK (EYELET) AISI 316 / A4

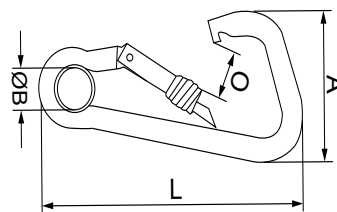


Item	Size	ØB (inch)	ØD (inch)	L (inch)	Weight (lb)	WLL. (lb)
120606	1/4"	0.19	0.23	2.36	0.06	140
120608	5/16"	0.39	0.31	3.14	0.14	250
120610	3/8"	0.51	0.39	3.93	0.23	400
120611	7/16"	0.51	0.43	4.72	0.42	500


Model

1207

ASYMMETRIC SPRING HOOK (SCREW LOCK) AISI 316 / A4



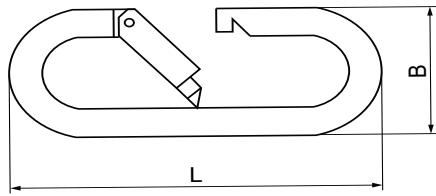
Item	Size	A (inch)	ØB (inch)	L (inch)	O (inch)	Weight (lb)	WLL. (lb)
120706	1/4"	1.37	0.31	2.36	0.35	0.06	250
120708	5/16"	1.77	0.43	3.14	0.47	0.15	400
120710	3/8"	2.36	0.55	3.93	0.62	0.29	600
120711	7/16"	2.75	0.70	4.72	0.82	0.43	700



OVAL SPRING HOOK AISI 316 / A4

Model

1208



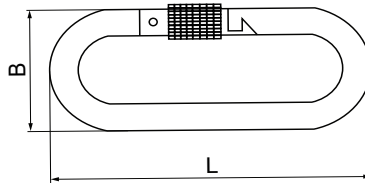
Item	Size	B (inch)	L (inch)	Weight (lb)	WLL (lb)
120805	3/16"	0.98	1.96	0.03	100
120806	1/4"	1.18	2.36	0.06	140
120808	5/16"	1.57	3.14	0.14	250
120810	3/8"	1.96	3.93	0.28	400



OVAL SPRING HOOK (SCREW LOCK) AISI 316 / A4

Model

1209



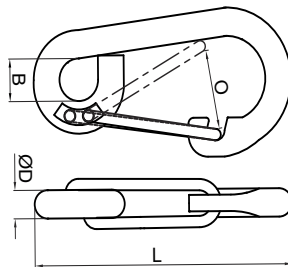
Item	Size	B (inch)	L (inch)	Weight (lb)	WLL (lb)
120905	3/16"	0.98	1.96	0.03	100
120906	1/4"	1.18	2.36	0.06	140
120908	5/16"	1.57	3.14	0.15	250
120910	3/8"	1.96	3.93	0.29	400




ROUND SPRING SNAP AISI 316 / A4

Model

1210



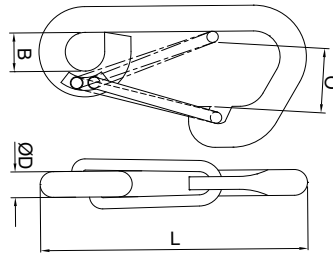
Item	Size	B (inch)	ØD (inch)	L (inch)	O (inch)	Weight (lb)	WLL (lb)
121006	1/4"	0.39	0.24	2.36	0.51	0.07	455
121008	5/16"	0.47	0.31	3.15	0.71	0.15	880
121010	3/8"	0.59	0.39	3.94	0.83	0.29	1,375
121012	15/32"	0.75	0.47	4.72	1.06	0.53	1,815



Model

1211

HARNESS SPRING SNAP AISI 316 / A4

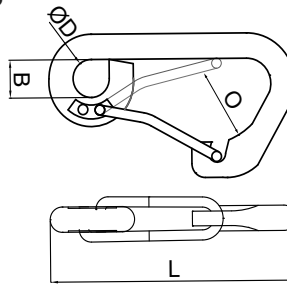


Item	Size	B (inch)	ØD (inch)	L (inch)	O (inch)	Weight (lb)	WLL. (lb)
121106	1/4"	0.39	0.24	2.40	0.49	0.06	411
121108	5/16"	0.47	0.31	3.19	0.67	0.15	961
121110	3/8"	0.59	0.39	4.02	0.93	0.30	1,236
121112	15/32"	0.75	0.47	4.80	1.10	0.52	2,006

Model

1212

BOW SPRING SNAP AISI 316 / A4

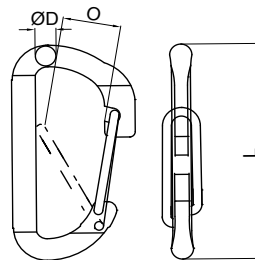


Item	Size	B (inch)	ØD (inch)	L (inch)	O (inch)	Weight (lb)	WLL. (lb)
121206	1/4"	0.39	0.24	2.40	0.49	0.06	411
121208	5/16"	0.47	0.31	3.19	0.67	0.15	961
121210	3/8"	0.59	0.39	4.02	0.93	0.30	1,236
121212	15/32"	0.75	0.47	4.80	1.10	0.52	2,006


Model

1213

SPRING SNAP (AYSSEMTRICAL) AISI 316 / A4



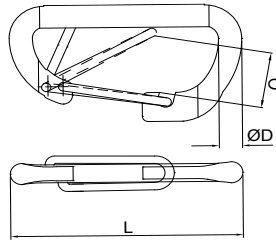
Item	Size	ØD (inch)	L (inch)	O (inch)	Weight (lb)	WLL. (lb)
121306	1/4"	0.24	2.36	0.59	0.07	440
121308	5/16"	0.31	3.15	0.87	0.15	880
121310	3/8"	0.39	3.94	0.98	0.26	1,566
121312	15/32"	0.47	4.72	1.10	0.48	1,980



ASYMMETRICAL SPRING SNAP (CROSS BAR) AISI 316 / A4

Model

1214

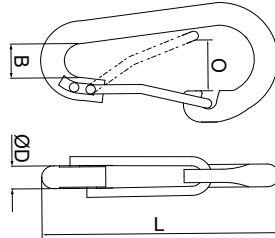


Item	Size	ØD (inch)	L (inch)	O (inch)	Weight (lb)	WLL. (lb)
121406	1/4"	0.24	2.36	0.59	0.06	450
121408	5/16"	0.31	3.15	0.87	0.14	906
121410	3/8"	0.39	3.94	0.98	0.27	1,566
121412	15/32"	0.47	4.72	1.10	0.49	1,980

PEAR SPRING SNAP AISI 316 / A4

Model

1215

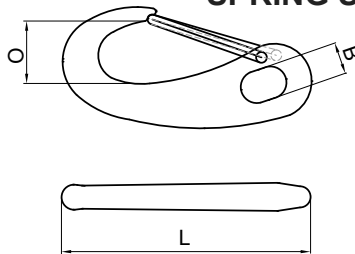


Item	Size	B (inch)	ØD (inch)	L (inch)	O (inch)	Weight (lb)	WLL. (lb)
121506	1/4"	0.39	0.24	2.40	0.49	0.06	455
121508	5/16"	0.47	0.31	3.19	0.67	0.14	880
121510	3/8"	0.59	0.39	4.02	0.93	0.26	1,375
121512	15/32"	0.75	0.47	4.80	1.10	0.45	1,815


SPRING SNAP (SURF SNAP) AISI 316 / A4

Model

1216



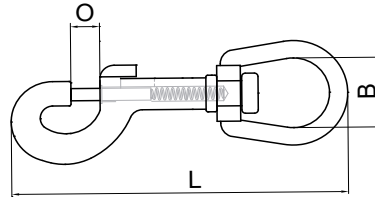
Item	Size	B (inch)	L (inch)	O (inch)	Weight (lb)	WLL. (lb)
121603	1/8"	0.16	1.26	0.28	0.01	44
121606	1/4"	0.26	1.97	0.39	0.04	121
121610	3/8"	0.35	2.76	0.55	0.10	275
121613	1/2"	0.54	3.86	0.79	0.31	495



Model

1220

SWIVEL EYE BOLT SNAP AISI 316 / A4

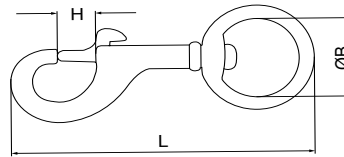


Item	Size	B (inch)	L (inch)	O (inch)	Weight (lb)	WLL. (lb)
122010	3/8"	0.43	2.48	0.25	0.04	99
122013	1/2"	0.53	2.95	0.28	0.06	136
122016	5/8"	0.67	3.35	0.31	0.10	180
122019	3/4"	0.81	3.58	0.31	0.12	240
122025	1"	0.98	3.93	0.49	0.24	280
122032	1-1/4"	1.25	4.64	0.55	0.28	350

Model

1221

ROUND EYE BOLT SNAP AISI 316 / A4

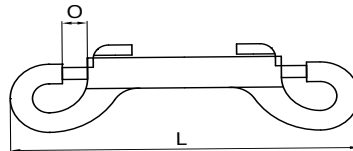


Item	Size	ØB (inch)	H (inch)	L (inch)	Weight (lb)	WLL. (lb)
122122	7/8"	0.86	0.51	4.13	0.17	0.15
122125	1"	1.02	0.51	4.72	0.24	0.24

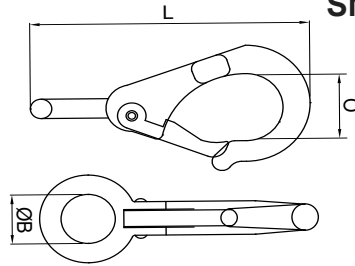

Model

1222

DOUBLE BOLT SNAP AISI 316 / A4



Item	Size	L (inch)	O (inch)	Weight (lb)	WLL. (lb)
122206	1/4"	3.54	0.26	0.09	99
122210	3/8"	3.94	0.39	0.14	191
122211	7/16"	4.72	0.45	0.18	198

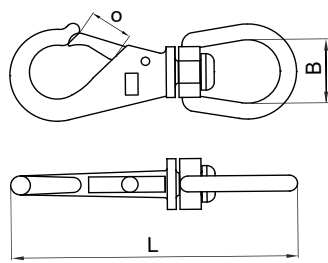


SNAP HOOK (FIXED)
AISI 316 / A4

Model
1230



Item	Size	ØB (inch)	L (inch)	O (inch)	Weight (lb)	WLL (lb)
123010	3/8"	0.39	2.11	0.39	0.05	88
123016	5/8"	0.63	2.87	0.59	0.09	110
123019	3/4"	0.75	3.21	0.67	0.13	165
123022	7/8"	0.75	3.86	0.93	0.25	246

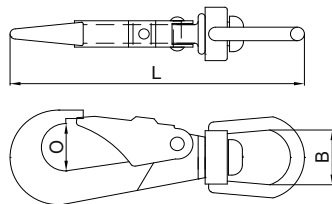


SWIVEL EYE SNAP
AISI 316 / A4

Model
1231



Item	Size	B (inch)	L (inch)	O (inch)	Weight (lb)	WLL (lb)
123113	1/2"	0.65	2.72	0.39	0.09	110
123116	5/8"	0.77	3.35	0.51	0.12	92
123119	3/4"	0.81	3.90	0.61	0.21	136
123122	7/8"	0.77	4.63	0.81	0.32	187




SWIVEL EYE SNAP
AISI 304 / A2

Model
1232



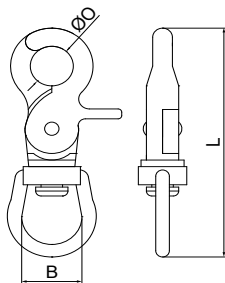
Item	Size	B (inch)	L (inch)	O (inch)	Weight (lb)	WLL (lb)
123210	3/8"	0.43	2.17	0.35	0.03	99
123213	1/2"	0.53	2.76	0.45	0.07	120
123216	5/8"	0.67	3.27	0.55	0.09	140
123219	3/4"	0.81	3.50	0.55	0.10	178



Model

1233

TRIGGER SNAP AISI 316 / A4

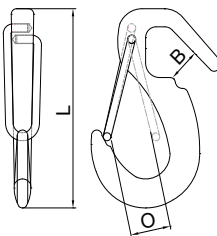


Item	Size	B (inch)	L (inch)	ØO (inch)	Weight (lb)	WLL. (lb)
123313	1/2"	0.51	2.62	0.47	0.09	110
123316	5/8"	0.66	2.74	0.47	0.09	110

Model

1239

CHAIN SNAP (OPEN END) AISI 316 / A4

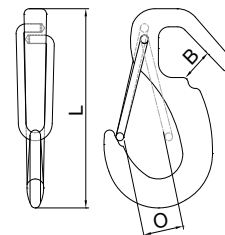


Item	Size	B (inch)	L (inch)	O (inch)	Weight (lb)	WLL. (lb)
123906	1/4"	0.33	1.97	0.50	0.04	136
123908	5/16"	0.34	2.56	0.65	0.10	191


Model

1240

CHAIN SNAP (OPEN END) AISI 304 / A2



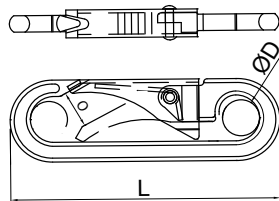
Item	Size	B (inch)	L (inch)	O (inch)	Weight (lb)	WLL. (lb)
124006	1/4"	0.33	1.97	0.50	0.04	136
124008	5/16"	0.34	2.56	0.65	0.10	191



CHAIN SNAP (CLOSED) AISI 304 / A2

Model

1241

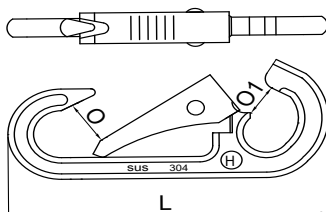


Item	Size	ØD (inch)	L (inch)	O (inch)	Weight (lb)
124106	1/4"	0.24	3.15	0.43	0.09

CHAIN SNAP (HOOK) AISI 304 / A2

Model

1242

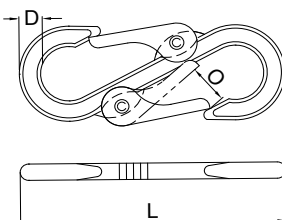


Item	Size	L (inch)	O (inch)	O1 (inch)	Weight (lb)
124206	1/4"	2.95	0.41	0.31	0.09


CHAIN SNAP (DOUBLE) AISI 304 / A2

Model

1243



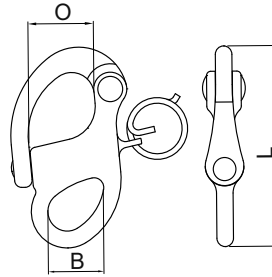
Item	Size	D (inch)	L (inch)	O (inch)	Weight (lb)
124306	1/4"	0.27	2.96	0.47	0.09
124308	5/16"	0.37	3.86	0.55	0.18



Model

1250

FIXED SNAP SHACKLE AISI 316 / A4

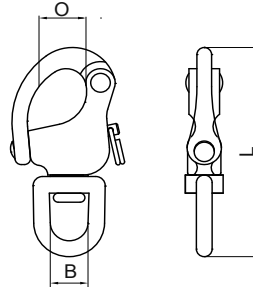


Item	Size	B (inch)	L (inch)	O (inch)	Weight (lb)	WLL. (lb)
125006	1/4"	0.26	1.26	0.35	0.02	220
125008	5/16"	0.63	2.20	0.47	0.09	605
125013	1/2"	0.83	2.76	0.75	0.20	1,100
125016	5/8"	0.83	4.02	0.98	0.53	1,925

Model

1251

SWIVEL EYE SNAP SHACKLE AISI 316 / A4

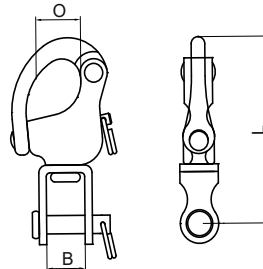


Item	Size	B (inch)	L (inch)	O (inch)	Weight (lb)	WLL. (lb)
125113	1/2"	0.47	2.64	0.55	0.13	605
125116	5/8"	0.63	3.43	0.79	0.29	1,100
125122	7/8"	0.87	4.96	1.06	0.73	1,925


Model

1252

SWIVEL JAW SNAP SHACKLE AISI 316 / A4



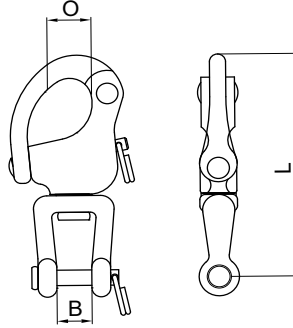
Item	Size	B (inch)	L (inch)	O (inch)	Weight (lb)	WLL. (lb)
125213	1/2"	0.51	2.44	0.55	0.13	605
125216	5/8"	0.59	3.03	0.79	0.26	1,100
125222	7/8"	0.87	4.61	1.06	0.88	1,925



SWIVEL JAW SNAP SHACKLE (HEAVY DUTY) AISI 316 / A4

Model

1253

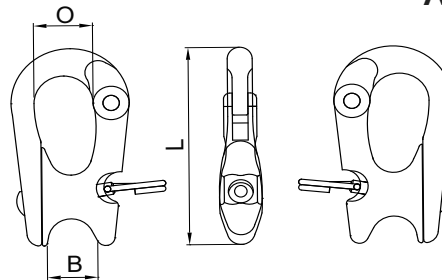


Item	Size	B (inch)	L (inch)	O (inch)	Weight (lb)	WLL. (lb)
125313	1/2"	0.51	2.76	0.55	0.16	605
125316	5/8"	0.51	3.43	0.79	0.33	1,100
125322	7/8"	0.87	5.00	1.06	0.93	1,925

ROPE SNAP SHACKLE AISI 316 / A4

Model

1254




Item	Size	B (inch)	L (inch)	O (inch)	Weight (lb)	WLL. (lb)
125413	1/2"	0.47	2.05	0.39	0.10	456.5
125416	5/8"	0.59	2.60	0.55	0.20	1,016
125422	7/8"	0.98	3.77	0.70	0.69	1,925


WATERSKI HOOK AISI 316 / A4

Model

1255



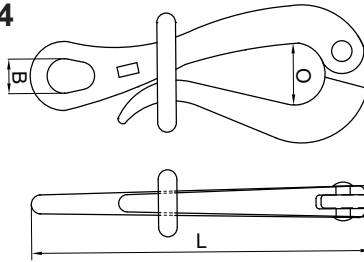
Item	Size	B (inch)	L (inch)	Weight (lb)	WLL. (lb)
125516	5/8"	1.45	2.36	0.14	165



Model

1260

PELICAN HOOK (LOOP) AISI 316 / A4

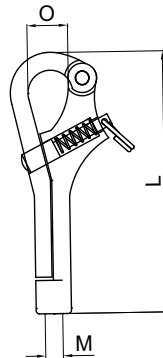


Item	Size	B (inch)	L (inch)	O (inch)	Weight (lb)	WLL (lb)
126010	3/8"	0.39	3.94	0.71	0.22	418
126013	1/2"	0.51	5.91	0.87	0.53	660

Model

1261

PELICAN HOOK AISI 316 / A4

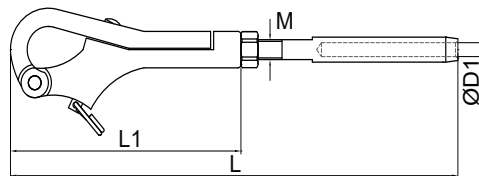


Item	Size	L (inch)	M (thread)	O (inch)	Weight (lb)	WLL (lb)
126156	1/4"UNF	2.95	1/4"UNF	0.51	0.15	660
126158	5/16"UNF	3.93	5/16"UNF	0.63	0.30	825
126163	1/2"UNF	5.76	1/2"UNF	1.00	0.93	1,900

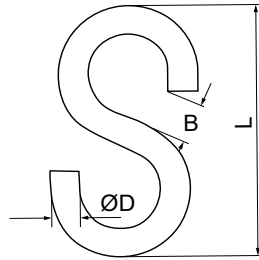

Model

1262

PELICAN HOOK (SWAGE TERMINAL) AISI 316 / A4



Item	Size	ØD1 (inch)	L (inch)	L1 (inch)	M (thread)	Weight (lb)	WLL (lb)
126253	1/8" x 1/4"UNF	1/8"	4.96	2.95	1/4"UNF	0.19	550
126255	3/16" x 5/16"UNF	3/16"	7.01	3.94	5/16"UNF	0.38	825
126256	1/4" x 1/2"UNF	1/4"	9.25	5.91	1/2"UNF	1.20	1,925

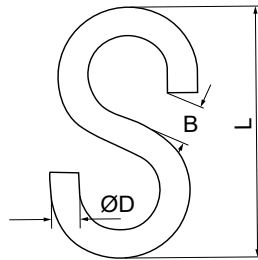


“S” HOOK (SYMMETRIC)
AISI 316 / A4

Model
1270



Item	Size	B (inch)	ØD (inch)	L (inch)	Weight (lb)	WLL (lb)
127003	1/8"	0.16	1/8"	1.18	0.01	30
127004	5/32"	0.26	5/32"	1.57	0.02	40
127005	3/16"	0.31	3/16"	1.97	0.03	60
127006	1/4"	0.35	1/4"	2.36	0.05	150
127008	5/16"	0.47	5/16"	3.15	0.12	300
127010	3/8"	0.53	3/8"	3.94	0.20	350




“S” HOOK (SYMMETRIC)
AISI 304 / A2

Model
1271



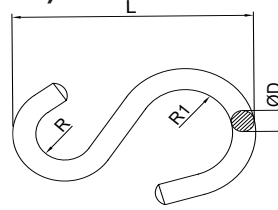
Item	Size	B (inch)	ØD (inch)	L (inch)	Weight (lb)	WLL (lb)
127103	1/8"	0.16	1/8"	1.18	0.01	30
127104	5/32"	0.26	5/32"	1.57	0.02	40
127105	3/16"	0.31	3/16"	1.97	0.03	60
127106	1/4"	0.35	1/4"	2.36	0.05	150
127108	5/16"	0.47	5/16"	3.15	0.12	300
127110	3/8"	0.53	3/8"	3.94	0.20	350



Model

1272

"S" HOOK (ASYMMETRIC)
AISI 316 / A4

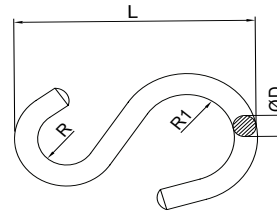


Item	Size	ØD (inch)	L (inch)	R (inch)	R1 (inch)	Weight (lb)	WLL (lb)
127203	1/8"	0.12	1.18	0.18	0.31	0.02	13.75
127204	5/32"	0.16	1.42	0.24	0.37	0.02	27.50
127205	3/16"	0.20	1.69	0.28	0.41	0.04	66.00
127206	1/4"	0.24	1.97	0.30	0.49	0.07	77.00
127208	5/16"	0.31	2.64	0.39	0.65	0.15	137.50
127210	3/8"	0.39	3.35	0.49	0.81	0.31	239.25

Model

1273

"S" HOOK (ASYMMETRIC)
AISI 304 / A2

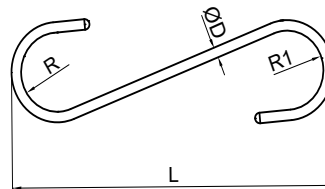


Item	Size	ØD (inch)	L (inch)	R (inch)	R1 (inch)	Weight (lb)	WLL (lb)
127303	1/8"	0.12	1.18	0.18	0.31	0.02	13.75
127304	5/32"	0.16	1.42	0.24	0.37	0.02	27.50
127305	3/16"	0.20	1.69	0.28	0.41	0.04	66.00
127306	1/4"	0.24	1.97	0.30	0.49	0.07	77.00
127308	5/16"	0.31	2.64	0.39	0.65	0.15	137.50
127310	3/8"	0.39	3.35	0.49	0.81	0.31	239.25

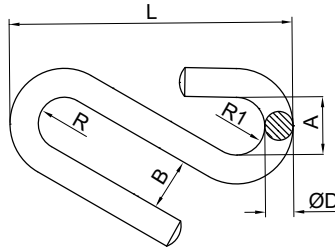

Model

1274

"S" HOOK (LONG)
AISI 304 / A2



Item	Size	ØD (inch)	L (inch)	R (inch)	R1 (inch)	Weight (lb)	WLL (lb)
127401	3"	0.24	3.15	0.49	0.49	0.07	81
127402	5"	0.24	4.72	0.69	0.69	0.11	55
127403	6"	0.24	6.30	0.89	0.89	0.15	48
127404	8"	0.24	7.87	0.89	0.89	0.17	44
127405	10"	0.24	9.45	0.89	0.89	0.19	44

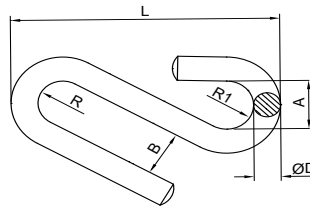


"U" HOOK
AISI 316 / A4

Model
1275



Item	Size	A (inch)	B (inch)	ØD (inch)	L (inch)	R (inch)	R1 (inch)	Weight (lb)	WLL (lb)
127504	5/32"	0.31	0.30	0.16	1.57	0.16	0.16	0.02	33.0
127505	3/16"	0.35	0.33	0.20	1.97	0.18	0.18	0.04	82.5
127506	1/4"	0.47	0.43	0.24	2.36	0.24	0.24	0.07	110.0
127508	5/16"	0.63	0.59	0.31	2.95	0.31	0.31	0.15	220.0
127510	3/8"	0.71	0.71	0.39	3.94	0.35	0.35	0.29	440.0

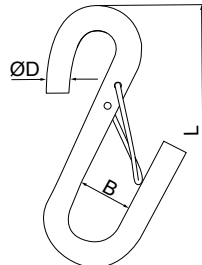


"U" HOOK
AISI 304 / A2

Model
1276



Item	Size	A (inch)	B (inch)	ØD (inch)	L (inch)	R (inch)	R1 (inch)	Weight (lb)	WLL (lb)
127604	5/32"	0.31	0.30	0.16	1.57	0.16	0.16	0.01	33
127605	3/16"	0.35	0.33	0.20	1.97	0.18	0.18	0.03	81
127606	1/4"	0.47	0.43	0.24	2.36	0.24	0.24	0.06	110
127608	5/16"	0.63	0.59	0.31	2.95	0.31	0.31	0.15	220
127610	3/8"	0.71	0.71	0.39	3.94	0.35	0.35	0.29	440




"U" HOOK (SAFETY LATCH)
AISI 316 / A4

Model
1277

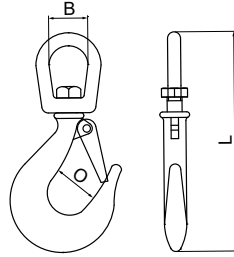


Item	Size	B (inch)	ØD (inch)	L (inch)	Weight (lb)
127710	3/8"	0.76	0.39	3.93	0.28
127711	7/16"	0.86	0.43	4.09	0.31



Model
1300

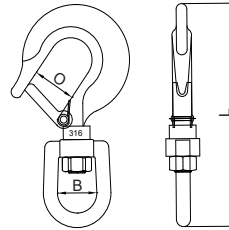
SWIVEL HOOK (EYE/SAFETY)
AISI 316 / A4



Item	Size	B (inch)	L (inch)	O (inch)	Weight (lb)	WLL. (lb)
130006	1/4"	0.87	4.69	0.89	0.41	880
130008	5/16"	1.08	5.57	0.94	0.73	1,320
130010	3/8"	1.10	6.32	1.12	1.17	1,760
130013	1/2"	1.41	7.85	1.42	2.38	2,640

Model
1301

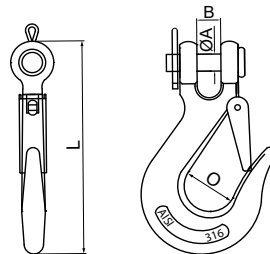
SWIVEL HOOK (HEAVY DUTY)
AISI 316 / A4



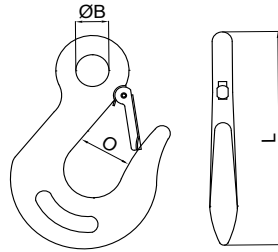

Item	Size	B (inch)	L (inch)	O (inch)	Weight (lb)	WLL. (lb)
130125	1"	1.10	5.91	0.93	0.81	1,100
130132	1-1/4"	1.41	7.80	1.16	1.71	2,200

Model
1310

SLIP HOOK (CLEVIS/SAFETY)
AISI 316 / A4



Item	Size	ØA (inch)	B (inch)	L (inch)	O (inch)	Weight (lb)	WLL. (lb)
131006	1/4"	0.35	0.44	3.94	0.89	0.42	880
131008	5/16"	0.43	0.50	4.41	0.96	0.73	1,320
131010	3/8"	0.47	0.59	5.18	1.18	1.17	1,760
131013	1/2"	0.63	0.75	6.52	1.42	2.26	2,640

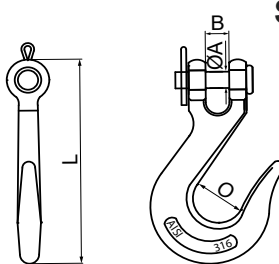


SLIP HOOK (EYE/SAFETY)
AISI 316 / A4

Model
1311



Item	Size	ØB (inch)	L (inch)	O (inch)	Weight (lb)	WLL. (lb)
131106	1/4"	0.51	3.58	0.87	0.30	825
131108	5/16"	0.63	4.25	0.94	0.53	1,320
131110	3/8"	0.71	4.90	1.10	0.90	1,760
131113	1/2"	0.94	6.34	1.46	1.89	2,640

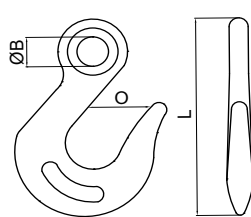


SLIP HOOK (CLEVIS)
AISI 316 / A4

Model
1312



Item	Size	ØA (inch)	B (inch)	L (inch)	O (inch)	Weight (lb)	WLL. (lb)
131206	1/4"	0.35	0.44	3.94	0.89	0.40	880
131208	5/16"	0.43	0.50	4.41	0.96	0.72	1,320
131210	3/8"	0.47	0.59	5.18	1.18	1.13	1,760
131213	1/2"	0.63	0.75	6.52	1.42	2.22	2,640




SLIP HOOK (EYE)
AISI 316 / A4

Model
1313

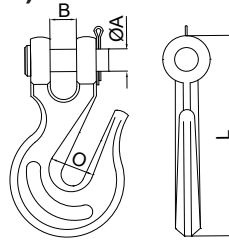


Item	Size	ØB (inch)	L (inch)	O (inch)	Weight (lb)	WLL. (lb)
131306	1/4"	0.51	3.58	0.86	0.28	880
131308	5/16"	0.62	4.25	0.94	0.51	1,320
131310	3/8"	0.70	4.90	1.10	0.85	1,760
131313	1/2"	0.94	6.33	1.45	1.85	2,640



Model
1320

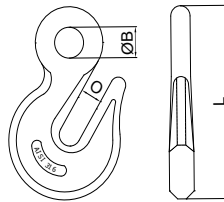
GRAB HOOK (CLEVIS)
AISI 316 / A4



Item	Size	ØA (inch)	B (inch)	L (inch)	O (inch)	Weight (lb)	WLL. (lb)
132006	1/4"	0.37	0.44	3.13	0.34	0.35	990
132008	5/16"	0.45	0.50	3.78	0.44	0.64	1,540
132010	3/8"	0.50	0.59	4.28	0.50	0.90	2,200
132013	1/2"	0.67	0.75	5.66	0.65	1.95	3,740

Model
1321

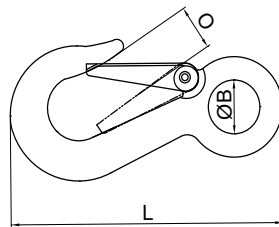
GRAB HOOK (EYE)
AISI 316 / A4




Item	Size	ØB (inch)	L (inch)	O (inch)	Weight (lb)	WLL. (lb)
132106	1/4"	0.51	3.06	0.34	0.26	1,595
132108	5/16"	0.57	3.54	0.44	0.49	2,035
132110	3/8"	0.67	4.08	0.50	0.73	3,190
132113	1/2"	0.89	5.36	0.65	1.64	3,850
132116	5/8"	1.06	6.66	0.78	3.20	7,150

Model
1330

SNAP HOOK (SAFETY)
AISI 316 / A4



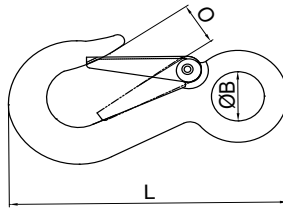
Item	Size	ØB (inch)	L (inch)	O (inch)	Weight (lb)	WLL. (lb)
133019	3/4"	0.75	3.94	0.80	0.27	411
133028	1-1/8"	1.10	4.69	0.94	0.39	550



SNAP HOOK (SAFETY)
AISI 304 / A2

Model

1331



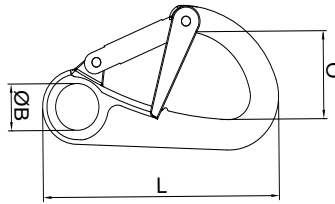
Item	Size	ØB (inch)	L (inch)	O (inch)	Weight (lb)	WLL. (lb)
133119	3/4"	0.75	3.94	0.80	0.27	411
133128	1-1/8"	1.10	4.69	0.94	0.39	550



SAFETY HOOK (DOUBLE LOCKING)
AISI 316 / A4

Model

1332



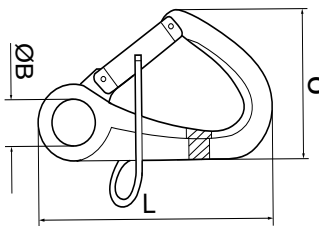
Item	Size	ØB (inch)	L (inch)	O (inch)	Weight (lb)	WLL. (lb)
133220	3/4"	0.79	4.29	0.79	0.41	851




MOORING HOOK
AISI 316 / A4

Model

1333



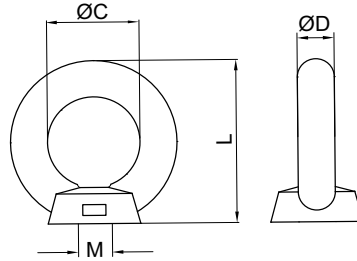
Item	Size	ØB (inch)	L (inch)	O (inch)	Weight (lb)	WLL. (lb)
133320	3/4"	0.79	4.25	2.60	0.39	341



Model

1400

EYE NUT (DIN 582)
AISI 316 / A4

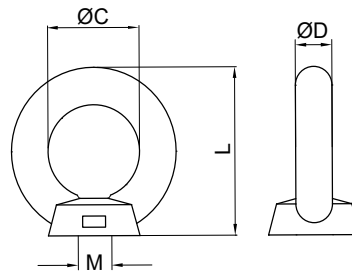


Item	Size	ØC (inch)	ØD (inch)	L (inch)	M (thread)	Weight (lb)	WLL. (lb)
140056	1/4"UNC	0.59	0.24	1.06	1/4"	0.03	715
140058	5/16"UNC	0.79	0.31	1.42	5/16"	0.08	1,210
140060	3/8"UNC	0.98	0.39	1.77	3/8"	0.16	1,430
140063	1/2"UNC	1.18	0.47	2.09	1/2"	0.28	2,695
140066	5/8"UNC	1.38	0.55	2.48	5/8"	0.44	3,850
140069	3/4"UNC	1.57	0.63	2.83	3/4"	0.66	5,500
140075	1"UNC	1.97	0.79	3.54	1"	1.31	9,900


Model

1401

EYE NUT (DIN 582)
AISI 304 / A2

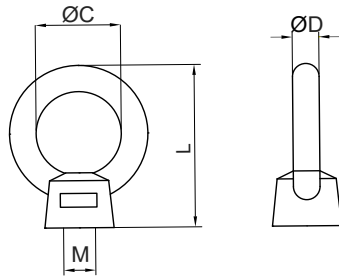


Item	Size	ØC (inch)	ØD (inch)	L (inch)	M (thread)	Weight (lb)	WLL. (lb)
140156	1/4"UNC	0.59	0.24	1.06	1/4"	0.03	715
140158	5/16"UNC	0.79	0.31	1.42	5/16"	0.08	1,210
140160	3/8"UNC	0.98	0.39	1.77	3/8"	0.16	1,430
140163	1/2"UNC	1.18	0.47	2.09	1/2"	0.28	2,695
140166	5/8"UNC	1.38	0.55	2.48	5/8"	0.44	3,850
140169	3/4"UNC	1.57	0.63	2.83	3/4"	0.66	5,500
140175	1"UNC	1.97	0.79	3.54	1"	1.31	9,900



LIFTING EYE NUT AISI 316 / A4

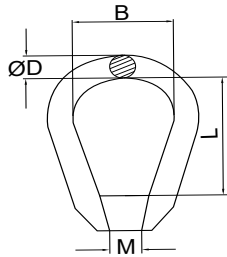
Model
1402




Item	Size	ØC (inch)	ØD (inch)	L (inch)	M (thread)	Weight (lb)	WLL. (lb)
140256	1/4"UNC	0.63	0.20	1.22	1/4"	0.03	660
140258	5/16"UNC	0.79	0.24	1.55	5/16"	0.06	715
140260	3/8"UNC	0.98	0.31	1.89	3/8"	0.13	1,430
140263	1/2"UNC	1.18	0.39	2.40	1/2"	0.24	1,925
140266	5/8"UNC	1.38	0.49	2.83	5/8"	0.42	4,400
140269	3/4"UNC	1.57	0.63	3.39	3/4"	0.75	5,557
140275	1"UNC	1.97	0.79	4.37	1"	1.62	7,946
140293	1/2" Whitworth	1.18	0.39	2.40	1/2"	0.24	1,925

LIFTING EYE NUT(OVAL) AISI 316 / A4

Model
1403



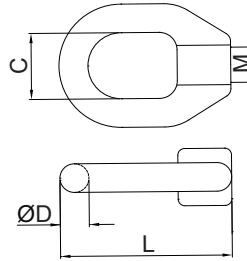
Item	Size	B (inch)	ØD (inch)	L (inch)	M (thread)	Weight (lb)	WLL. (lb)
140356	1/4"UNC	0.74	0.25	1.05	1/4"	0.08	460
140358	5/16"UNC	0.74	0.25	1.06	5/16"	0.15	780
140360	3/8"UNC	1.00	0.31	1.25	3/8"	0.25	1,160
140363	1/2"UNC	1.24	0.37	1.50	1/2"	0.35	2,150
140366	5/8"UNC	1.49	0.50	2.00	5/8"	0.53	3,440
140369	3/4"UNC	1.73	0.62	2.38	3/4"	0.95	5,140



Model

1404

LONG EYE NUT
AISI 316 / A4

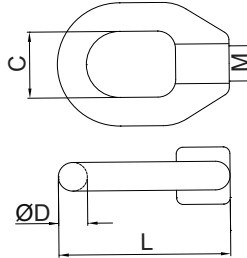


Item	Size	C (inch)	ØD (inch)	L (inch)	M (thread)	Weight (lb)
140455	3/16"UNC	0.39	0.26	0.94	3/16"	0.01
140456	1/4"UNC	0.59	0.26	1.71	1/4"	0.02
140458	5/16"UNC	0.59	0.26	1.48	5/16"	0.04
140460	3/8"UNC	0.66	0.29	1.79	3/8"	0.05


Model

1405

LONG EYE NUT (DOUBLE)
AISI 316 / A4



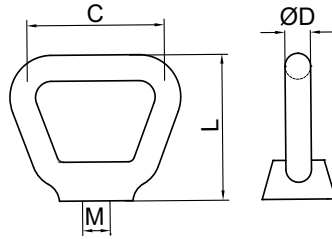
Item	Size	C (inch)	ØD (inch)	L (inch)	M (thread)	Weight (lb)
140555	3/16"UNC	0.39	0.26	0.94	3/16"	0.02
140556	1/4"UNC	0.59	0.25	1.71	1/4"	0.03
140558	5/16"UNC	0.59	0.25	1.71	5/16"	0.05
140560	3/8"UNC	0.66	0.29	1.79	3/8"	0.06



BOW NUT (DIN 80704) AISI 316 / A4

Model

1406

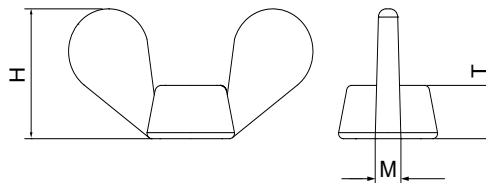


Item	Size	C (inch)	ØD (inch)	L (inch)	M (thread)	Weight (lb)	WLL (lb)
140606	M6	0.98	0.20	1.10	M6	0.06	715
140608	M8	1.26	0.26	1.44	M8	0.08	1,210
140610	M10	1.65	0.31	1.77	M10	0.15	1,980
140612	M12	1.89	0.39	2.05	M12	0.25	2,365
140616	M16	2.20	0.47	2.32	M16	0.41	4,950
140620	M20	2.52	0.51	2.60	M20	0.56	6,050
140624	M24	2.95	0.55	3.03	M24	0.63	6,700
140658	5/16"	1.26	0.26	1.44	5/16"	0.09	1,210
140660	3/8"	1.65	0.31	1.77	3/8"	0.15	1,980
140663	1/2"	1.89	0.39	2.05	1/2"	0.24	2,365
140666	5/8"	2.20	0.47	2.32	5/8"	0.40	4,950
140669	3/4"	2.51	0.51	2.59	3/4"	0.56	6,050
140625	1"	2.95	0.55	2.95	1"	0.63	6,700


WING NUT (DIN 315) AISI 316 / A4

Model

1410



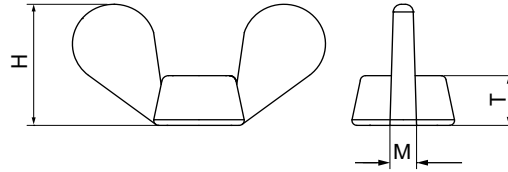
Item	Size	H (inch)	M (thread)	T (inch)	Weight (lb)
141005	M5	0.47	M5	0.24	0.02
141006	M6	0.63	M6	0.31	0.02
141008	M8	0.79	M8	0.39	0.02
141010	M10	0.98	M10	0.47	0.07
141012	M12	1.26	M12	0.55	0.12
141016	M16	1.42	M16	0.63	0.20
141020	M20	1.78	M20	0.73	0.35
141024	M24	2.20	M24	0.94	0.77
141054	5/32"UNC	0.37	5/32"	0.16	0.02
141055	3/16"UNC	0.47	3/16"	0.24	0.02
141056	1/4"UNC	0.63	1/4"	0.31	0.02
141058	5/16"UNC	0.79	5/16"	0.39	0.03
141060	3/8"UNC	0.98	3/8"	0.47	0.07
141063	1/2"UNC	1.26	1/2"	0.55	0.13
141066	5/8"UNC	1.42	5/8"	0.63	0.20
141069	3/4"UNC	1.77	3/4"	0.79	0.35
141075	1"UNC	2.20	1"	0.94	0.35



Model

1411

WING NUT (DIN 315)
AISI 304/ A2

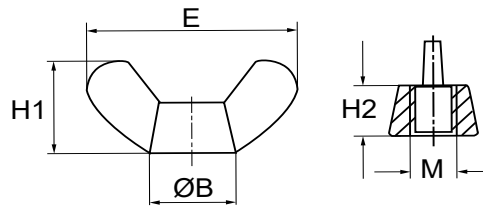


Item	Size	H (inch)	M (thread)	T (inch)	Weight (lb)
141104	M4	0.37	M4	0.16	0.02
141105	M5	0.47	M5	0.24	0.02
141106	M6	0.63	M6	0.31	0.02
141108	M8	0.79	M8	0.39	0.02
141110	M10	0.98	M10	0.47	0.07
141112	M12	1.26	M12	0.55	0.12
141116	M16	1.42	M16	0.63	0.20
141120	M20	1.78	M20	0.73	0.35
141154	5/32"UNC	0.37	5/32"	0.16	0.02
141155	3/16"UNC	0.47	3/16"	0.24	0.01
141156	1/4"UNC	0.63	1/4"	0.31	0.01
141158	5/16"UNC	0.79	5/16"	0.39	0.02
141160	3/8"UNC	0.98	3/8"	0.47	0.07
141163	1/2"UNC	1.26	1/2"	0.55	0.12
141166	5/8"UNC	1.42	5/8"	0.63	0.20
141169	3/4"UNC	1.77	3/4"	0.79	0.35

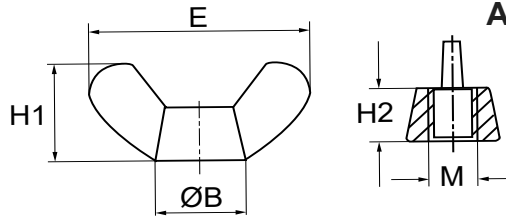

Model

1412

WING NUT (AMERICAN)
AISI 316 / A4



Item	Size	ØB (inch)	E (inch)	H1 (inch)	H2 (inch)	M (thread)	Weight (lb)
141254	5/32"UNC	0.31	0.72	0.34	0.11	5/32"	0.01
141255	3/16"UNC	0.43	0.86	0.41	0.15	3/16"	0.01
141256	1/4"UNC	0.51	1.05	0.50	0.19	1/4"	0.01
141258	5/16"UNC	0.55	1.19	0.58	0.21	5/16"	0.01
141260	3/8"UNC	0.64	1.38	0.68	0.24	3/8"	0.01
141263	1/2"UNC	0.88	1.87	0.88	0.31	1/2"	0.04
141266	5/8"UNC	0.98	2.55	1.21	0.41	5/8"	0.06
141269	3/4"UNC	1.15	2.61	1.22	0.48	3/4"	0.09

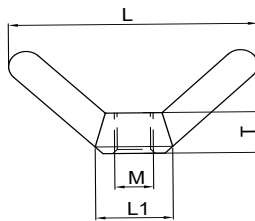


WING NUT (AMERICAN) AISI 304 / A2

Model
1413



Item	Size	ØB (inch)	E (inch)	H1 (inch)	H2 (inch)	M (thread)	Weight (lb)
141354	5/32"UNC	0.31	0.72	0.34	0.11	5/32"	0.01
141355	3/16"UNC	0.43	0.86	0.41	0.15	3/16"	0.01
141356	1/4"UNC	0.51	1.05	0.50	0.19	1/4"	0.01
141358	5/16"UNC	0.55	1.19	0.58	0.21	5/16"	0.01
141360	3/8"UNC	0.64	1.38	0.68	0.24	3/8"	0.01
141363	1/2"UNC	0.88	1.87	0.88	0.31	1/2"	0.04
141366	5/8"UNC	0.98	2.55	1.21	0.41	5/8"	0.06
141369	3/4"UNC	1.15	2.61	1.22	0.48	3/4"	0.09




WING NUT (HEAVY DUTY) AISI 316 / A4

Model
1414



Item	Size	L (inch)	L1 (inch)	M (thread)	T (inch)	Weight (lb)
141458	5/16"UNC	2.01	0.63	5/16"	0.37	0.04
141460	3/8"UNC	2.52	0.79	3/8"	0.47	0.07
141463	1/2"UNC	2.91	0.91	1/2"	0.55	0.11
141466	5/8"UNC	3.39	1.10	5/8"	0.63	0.18
141469	3/4"UNC	4.25	1.42	3/4"	0.79	0.35
141472	7/8"UNC	4.80	1.57	7/8"	0.87	0.48
141475	1"UNC	5.28	1.77	1"	0.94	0.62

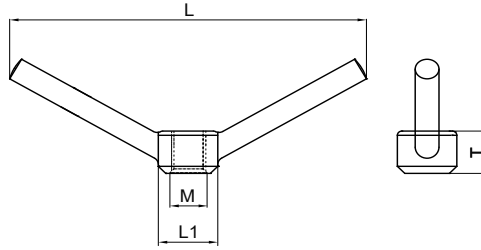
NUTS, BOLTS & SCREWS



Model

1415

TOGGLE NUT (DIN 80701)
AISI 304 / A2

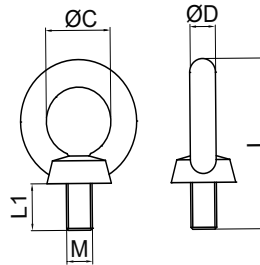


Item	Size	L (inch)	L1 (inch)	M (thread)	T (inch)	Weight (lb)
141516	M16	9.45	1.57	M16	1.18	1.28
141520	M20	9.45	1.57	M20	1.18	1.20
141524	M24	9.45	1.57	M24	1.18	1.14
141566	5/8"UNC	9.45	1.57	5/8"UNC	1.18	1.28
141569	3/4"UNC	9.45	1.57	3/4"UNC	1.18	1.20
141575	1"UNC	9.45	1.57	1"UNC	1.18	1.14


Model

1420

MACHINE EYE BOLT (DIN 580)
AISI 316 / A4

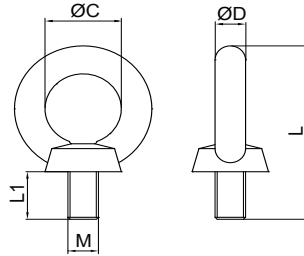


Item	Size	ØC (inch)	ØD (inch)	L (inch)	L1 (inch)	M (thread)	Weight (lb)
142056	1/4"UNC	0.59	0.24	1.46	0.39	1/4"	0.04
142058	5/16"UNC	0.79	0.31	1.93	0.51	5/16"	0.11
142060	3/8"UNC	0.98	0.39	2.44	0.67	3/8"	0.20
142063	1/2"UNC	1.18	0.47	2.91	0.83	1/2"	0.35
142066	5/8"UNC	1.38	0.55	3.54	1.06	5/8"	0.57
142069	3/4"UNC	1.55	0.61	3.93	1.16	3/4"	0.80
142075	1"UNC	1.57	0.79	4.96	1.42	1"	1.69



MACHINE EYE BOLT (DIN 580) AISI 304 / A2

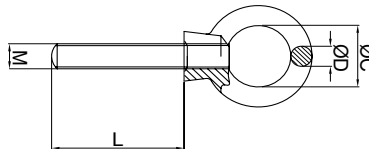
Model
1421




Item	Size	ØC (inch)	ØD (inch)	L (inch)	L1 (inch)	M (thread)	Weight (lb)	WLL. (lb)
142156	1/4"UNC	0.59	0.24	1.46	0.39	1/4"	0.04	715
142158	5/16"UNC	0.79	0.31	1.93	0.51	5/16"	0.09	1,100
142160	3/8"UNC	0.98	0.39	2.44	0.67	3/8"	0.19	1,430
142163	1/2"UNC	1.18	0.47	2.91	0.83	1/2"	0.34	2,695
142166	5/8"UNC	1.38	0.55	3.54	1.06	5/8"	0.57	3,850
142169	3/4"UNC	1.57	0.62	4.01	1.18	3/4"	0.87	5,500
142175	1"UNC	1.57	0.79	4.96	1.42	1"	1.69	8,250

MACHINE EYE BOLT AISI 316 / A4

Model
1422



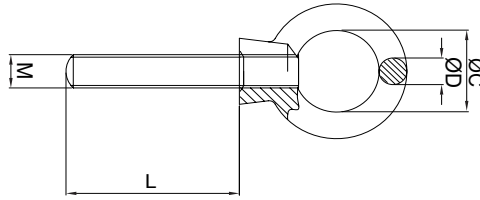
Item	Size	ØC (inch)	ØD (inch)	L (inch)	M (thread)	Weight (lb)	WLL. (lb)
142250	1/4"UNC x 1/2"	0.63	0.20	0.51	1/4"	0.03	605
142251	1/4"UNC x 1"	0.75	0.19	1.02	1/4"	0.05	650
142255	5/16"UNC x 9/16"	0.79	0.24	0.55	5/16"	0.06	990
142256	5/16"UNC x 1-1/8"	0.88	0.25	1.15	5/16"	0.09	1,500
142260	3/8"UNC x 11/16"	0.96	0.31	0.71	3/8"	0.12	1,430
142261	3/8"UNC x 1-1/4"	1.00	0.31	1.27	3/8"	0.15	1,550
142265	1/2"UNC x 7/8"	1.18	0.39	0.85	1/2"	0.25	1,870
142266	1/2"UNC x 1-1/2"	1.19	0.38	1.53	1/2"	0.28	2,600
142270	5/8"UNC x 1"	1.38	0.49	1.04	5/8"	0.44	4,400
142275	3/4"UNC x 1-1/8"	1.56	0.61	1.16	3/4"	0.80	5,775
142280	1"UNC x 1-3/8"	1.97	0.79	1.38	1"	1.64	7,150



Model

1423

MACHINE EYE BOLT AISI 304 / A2

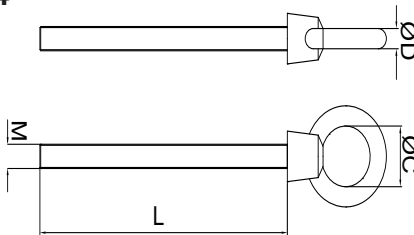


Item	Size	ØC (inch)	ØD (inch)	L (inch)	M (thread)	Weight (lb)	WLL (lb)
142350	1/4"UNC x 1/2"	0.63	0.20	0.51	1/4"	0.03	605
142351	1/4"UNC x 1"	0.75	0.19	1.02	1/4"	0.05	650
142355	5/16"UNC x 9/16"	0.79	0.24	0.55	5/16"	0.06	990
142356	5/16"UNC x 1-1/8"	0.88	0.25	1.15	5/16"	0.09	1,500
142360	3/8"UNC x 11/16"	0.96	0.31	0.71	3/8"	0.12	1,430
142361	3/8"UNC x 1-1/4"	1.00	0.31	1.27	3/8"	0.15	1,550
142365	1/2"UNC x 7/8"	1.18	0.39	0.85	1/2"	0.25	1,870
142366	1/2"UNC x 1-1/2"	1.19	0.38	1.53	1/2"	0.28	2,600
142370	5/8"UNC x 1"	1.38	0.49	1.04	5/8"	0.44	4,400
142375	3/4"UNC x 1-1/8"	1.56	0.61	1.16	3/4"	0.80	5,775
142380	1"UNC x 1-3/8"	1.97	0.79	1.38	1"	1.64	7,150

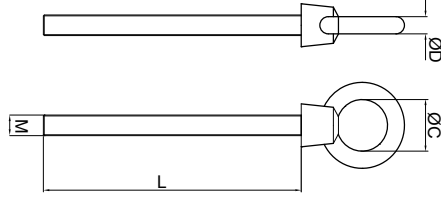

Model

1430

LIFTING EYE BOLT AISI 316 / A4



Item	Size	ØC (inch)	ØD (inch)	L (inch)	M (thread)	Weight (lb)	WLL (lb)
143050	1/4"UNC x 1-1/2"	0.62	0.51	1.22	1/4"	0.04	605
143051	1/4"UNC x 2"	0.62	0.51	1.22	1/4"	0.05	605
143055	5/16"UNC x 2"	0.78	0.62	1.54	5/16"	0.10	990
143060	3/8"UNC x 2"	0.98	0.31	2.40	3/8"	0.19	1,430
143061	3/8"UNC x 6"	0.98	0.31	5.90	3/8"	0.33	1,430
143065	1/2"UNC x 2"	1.18	0.39	2.40	1/2"	0.18	1,430
143066	1/2"UNC x 6"	1.16	0.39	5.90	1/2"	0.62	2,000
143070	5/8"UNC x 2"	1.38	0.49	2.40	5/8"	0.63	4,400
143071	5/8"UNC x 6"	1.37	0.49	5.90	5/8"	0.92	5,775
143075	3/4"UNC x 2"	1.57	0.63	2.40	3/4"	1.10	5,775
143076	3/4"UNC x 6"	1.57	0.62	3.38	3/4"	1.55	5,775
143080	1"UNC x 2"	1.96	0.78	4.37	1"	2.28	8,001
143081	1"UNC x 6"	1.96	0.78	5.90	1"	3.29	8,001




LIFTING EYE BOLT AISI 304 / A2

Model
1431



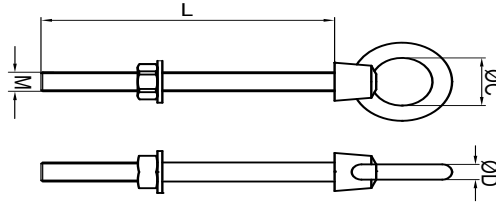
Item	Size	ØC (inch)	ØD (inch)	L (inch)	M (thread)	Weight (lb)	WLL. (lb)
143150	1/4"UNC x 1-1/2"	0.62	0.51	1.22	1/4"	0.04	605
143151	1/4"UNC x 2"	0.62	0.51	1.22	1/4"	0.05	605
143155	5/16"UNC x 2"	0.78	0.62	1.54	5/16"	0.10	990
143160	3/8"UNC x 2"	0.98	0.31	2.40	3/8"	0.19	1,430
143161	3/8"UNC x 6"	0.98	0.31	5.90	3/8"	0.33	1,430
143165	1/2"UNC x 2"	1.18	0.39	2.40	1/2"	0.18	1,430
143166	1/2"UNC x 6"	1.16	0.39	5.90	1/2"	0.62	2,000
143170	5/8"UNC x 2"	1.38	0.49	2.40	5/8"	0.63	4,400
143171	5/8"UNC x 6"	1.37	0.49	5.90	5/8"	0.92	5,775
143175	3/4"UNC x 2"	1.57	0.63	2.40	3/4"	1.10	5,775
143176	3/4"UNC x 6"	1.57	0.62	3.38	3/4"	1.55	5,775
143180	1"UNC x 2"	1.96	0.78	4.37	1"	2.28	8,001
143181	1"UNC x 6"	1.96	0.78	5.90	1"	3.29	8,001




Model

1432

LIFTING EYE BOLT (NUT/WASHER) AISI 316 / A4

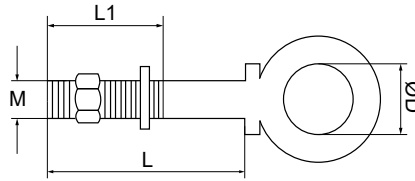


Item	Size	ØC (inch)	ØD (inch)	L (inch)	M (thread)	Weight (lb)	WLL. (lb)
143250	1/4" x 1-9/16"	0.63	0.20	1.57	1/4"	0.06	605
143251	1/4" x 2"	0.63	0.20	1.97	1/4"	0.06	605
143252	1/4" x 2-3/8"	0.63	0.20	2.36	1/4"	0.07	605
143253	1/4" x 3-3/16"	0.63	0.20	3.15	1/4"	0.07	605
143254	1/4" x 4"	0.63	0.20	3.94	1/4"	0.08	605
143255	5/16" x 2-3/8"	0.79	0.24	2.36	5/16"	0.13	715
143256	5/16" x 4"	0.79	0.24	3.94	5/16"	0.15	715
143260	3/8" x 3-3/16"	0.98	0.31	3.15	3/8"	0.23	1,430
143261	3/8" x 4"	0.98	0.31	3.94	3/8"	0.25	1,430
143262	3/8" x 5"	0.98	0.31	4.92	3/8"	0.28	1,430
143263	3/8" x 6"	0.98	0.31	5.90	3/8"	0.31	1,430
143265	1/2" x 1-3/4"	1.18	0.39	1.77	1/2"	0.40	1,925
143266	1/2" x 3-3/16"	1.18	0.39	3.15	1/2"	0.47	1,925
143267	1/2" x 4"	1.18	0.39	3.94	1/2"	0.40	2,000
143268	1/2" x 5"	1.18	0.39	4.92	1/2"	0.50	2,000
143269	1/2" x 6"	1.16	0.39	5.90	1/2"	0.60	2,000
143270	5/8" x 6"	1.38	0.49	5.90	5/8"	1.00	3,200
143275	3/4" x 6"	1.57	0.62	5.90	3/4"	1.55	5,775
143280	1" x 6"	1.96	0.78	5.90	1"	3.27	8,001



EYE BOLT (US TYPE) AISI 316 / A4

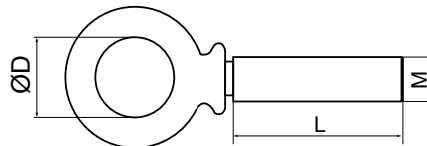
Model
1434




Item	Size	ØD (inch)	L (inch)	L1 (inch)	M (thread)	Weight (lb)	WLL. (lb)
143451	1/4" x 2"	0.50	2.00	2.00	1/4"	0.06	500
143452	1/4" x 4"	0.50	4.00	2.50	1/4"	0.09	500
143461	5/16" x 4-1/4"	0.63	4.25	2.50	5/16"	0.13	800
143465	3/8" x 2-1/2"	0.75	2.50	2.50	3/8"	0.17	1,200
143466	3/8" x 4-1/2"	0.75	4.50	2.50	3/8"	0.24	1,200
143470	1/2" x 3-1/4"	1.00	3.25	1.50	1/2"	0.38	2,150
143471	1/2" x 6"	1.00	6.00	3.00	1/2"	0.53	2,150
143475	5/8" x 4"	1.25	4.00	2.00	5/8"	0.89	3,450
143476	5/8" x 6"	1.25	6.00	3.00	5/8"	0.93	3,450
143480	3/4" x 4-1/2"	1.50	4.50	2.00	3/4"	1.32	5,150
143481	3/4" x 6"	1.50	6.00	3.00	3/4"	1.72	5,150
143485	7/8" x 5"	1.75	5.00	2.50	7/8"	2.59	7,100
143490	1" x 6"	2.00	6.00	3.00	1"	3.49	9,380
143491	1" x 9"	2.00	9.00	4.50	1"	4.13	9,380

MACHINERY EYE BOLT (US TYPE) FORGED AISI 316 / A4

Model
1435



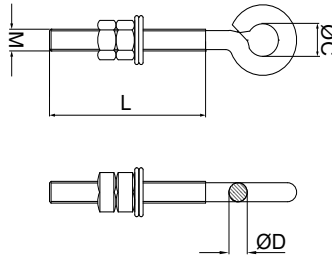
Item	Size	ØD (inch)	L (inch)	M (thread)	Weight (lb)	WLL. (lb)
143551	1/4" x 1"	0.50	1"	1/4"	0.03	460
143561	5/16" x 1-1/8"	0.62	1-1/8"	5/16"	0.06	730
143565	3/8" x 1-1/4"	0.75	1-1/4"	3/8"	0.11	1,040
143570	1/2" x 1-1/2"	1.00	1-1/2"	1/2"	0.21	1,830



Model

1440

WELDED EYE BOLT AISI 316 / A4

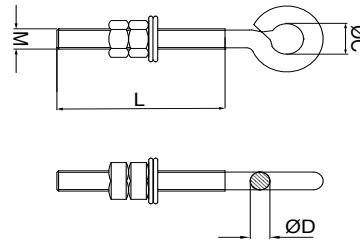


Item	Size	ØC (inch)	ØD (inch)	L (inch)	M (thread)	Weight (lb)	WLL. (lb)
144050	3/16"UNC x 1"	0.38	0.18	0.98	3/16"	0.01	330
144055	1/4"UNC x 1-1/2"	0.51	0.20	1.33	1/4"	0.04	550
144056	1/4"UNC x 2-3/8"	0.51	0.21	2.12	1/4"	0.05	550
144057	1/4"UNC x 3-3/16"	0.51	0.20	2.91	1/4"	0.06	550
144058	1/4"UNC x 4"	0.51	0.21	3.74	1/4"	0.07	550
144060	5/16"UNC x 3-3/16"	0.51	0.21	3.14	5/16"	0.12	990
144061	5/16"UNC x 4"	0.66	0.28	3.62	5/16"	0.13	990
144065	3/8"UNC x 4"	0.82	0.33	3.54	3/8"	0.27	1,320
144066	3/8"UNC x 6"	0.82	0.34	4.92	3/8"	0.27	1,320
144070	1/2"UNC x 4"	0.98	0.44	3.97	1/2"	0.43	1,925
144071	1/2"UNC x 6"	0.98	0.44	5.51	1/2"	0.52	1,925
144075	5/8"UNC x 6"	0.70	0.62	4.92	5/8"	0.68	4,125


Model

1441

WELDED EYE BOLT AISI 304 / A2

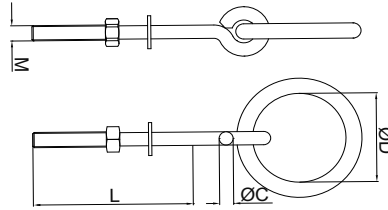


Item	Size	ØC (inch)	ØD (inch)	L (inch)	M (thread)	Weight (lb)	WLL. (lb)
144150	3/16"UNC x 1"	0.38	0.18	0.98	3/16"	0.01	330
144155	1/4"UNC x 1-1/2"	0.51	0.20	1.33	1/4"	0.04	550
144156	1/4"UNC x 2-3/8"	0.51	0.21	2.12	1/4"	0.05	550
144157	1/4"UNC x 3-3/16"	0.51	0.20	2.91	1/4"	0.06	550
144158	1/4"UNC x 4"	0.51	0.21	3.74	1/4"	0.07	550
144160	5/16"UNC x 3-3/16"	0.51	0.21	3.14	5/16"	0.12	990
144161	5/16"UNC x 4"	0.66	0.28	3.62	5/16"	0.13	990
144165	3/8"UNC x 4"	0.82	0.33	3.54	3/8"	0.27	1,320
144166	3/8"UNC x 6"	0.82	0.34	4.92	3/8"	0.27	1,320
144170	1/2"UNC x 4"	0.98	0.44	3.97	1/2"	0.43	1,925
144171	1/2"UNC x 6"	0.98	0.44	5.51	1/2"	0.52	1,925
144175	5/8"UNC x 6"	0.70	0.62	4.92	5/8"	0.68	4,125



WELDED EYE BOLT (RING) AISI 316 / A4

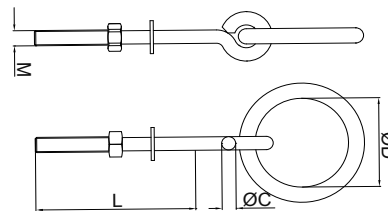
Model
1442




Item	Size	ØC (inch)	ØD (inch)	L (inch)	M (thread)	Weight (lb)	WLL. (lb)
144250	3/16"UNC x 1"	1.18	0.19	2.36	3/16"	0.06	301
144255	1/4"UNC x 1-1/2"	1.37	0.23	2.95	1/4"	0.11	550
144256	1/4"UNC x 2-3/8"	1.37	0.23	2.95	1/4"	0.11	550
144257	1/4"UNC x 3-3/16"	0.23	1.37	2.16	1/4"	0.11	550
144258	1/4"UNC x 4"	0.23	1.37	2.91	1/4"	0.11	550
144260	5/16"UNC x 3-3/16"	1.77	0.31	3.14	5/16"	0.24	990
144261	5/16"UNC x 4"	0.31	1.77	2.83	5/16"	0.24	990
144265	3/8"UNC x 4"	1.96	0.39	3.93	3/8"	0.47	1,320
144266	3/8"UNC x 6"	0.39	1.96	3.54	3/8"	0.47	1,320
144270	1/2"UNC x 4"	0.47	2.36	4.33	1/2"	0.84	2,200
144271	1/2"UNC x 6"	2.36	0.47	5.90	1/2"	0.84	2,200
144275	5/8"UNC x 6"	0.62	3.34	4.92	5/8"	1.50	4,125

WELDED EYE BOLT (RING) AISI 304 / A2

Model
1443



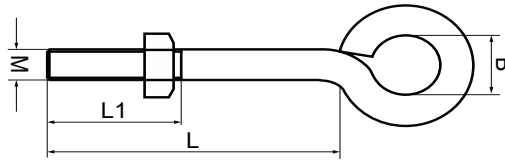
Item	Size	ØC (inch)	ØD (inch)	L (inch)	M (thread)	Weight (lb)	WLL. (lb)
144355	1/4"UNC x 1-1/2"	1.37	0.23	2.95	1/4"	0.11	550
144356	1/4"UNC x 2-3/8"	1.37	0.23	2.95	1/4"	0.11	550
144357	1/4"UNC x 3-3/16"	0.23	1.37	2.16	1/4"	0.11	550
144358	1/4"UNC x 4"	0.23	1.37	2.91	1/4"	0.11	550
144360	5/16"UNC x 3-3/16"	1.77	0.31	3.14	5/16"	0.24	990
144361	5/16"UNC x 4"	0.31	1.77	2.83	5/16"	0.24	990
144365	3/8"UNC x 4"	1.96	0.39	3.93	3/8"	0.47	1,320
144366	3/8"UNC x 6"	0.39	1.96	3.54	3/8"	0.47	1,320
144370	1/2"UNC x 4"	0.47	2.36	4.33	1/2"	0.84	2,200
144371	1/2"UNC x 6"	2.36	0.47	5.90	1/2"	0.84	2,200
144375	5/8"UNC x 6"	0.62	3.34	4.92	5/8"	1.50	4,125




Model

1444

UNWELDED EYE BOLT AISI 316 / A4

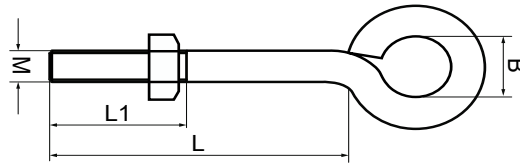


Item	Size	B (inch)	L (inch)	L1 (inch)	M (thread)	Weight (lb)	WLL. (lb)
144450	3/16"UNC x 1"	0.38	1"	0.88	3/16"	0.02	100
144451	3/16"UNC x 1-3/8"	0.31	1-3/8"	1.25	3/16"	0.02	100
144452	3/16"UNC x 2"	0.38	2"	1.00	3/16"	0.02	100
144453	3/16"UNC x 3"	0.38	3"	1.50	3/16"	0.03	100
144455	1/4"UNC x 1"	0.50	1"	0.88	1/4"	0.04	200
144456	1/4"UNC x 2"	0.50	2"	1.25	1/4"	0.05	200
144457	1/4"UNC x 3"	0.50	3"	1.50	1/4"	0.06	200
144458	1/4"UNC x 4"	0.50	4"	2.50	1/4"	0.07	200
144459	1/4"UNC x 6"	0.50	6"	3.75	1/4"	0.09	200
144460	5/16"UNC x 1"	0.63	1"	0.88	5/16"	0.07	350
144461	5/16"UNC x 2"	0.63	2"	1.25	5/16"	0.09	350
144462	5/16"UNC x 3"	0.63	3"	1.50	5/16"	0.11	350
144463	5/16"UNC x 4"	0.63	4"	2.50	5/16"	0.12	350
144465	3/8"UNC x 1"	0.75	1"	0.88	3/8"	0.12	500
144466	3/8"UNC x 2"	0.75	2"	1.25	3/8"	0.14	500
144467	3/8"UNC x 3"	0.75	3"	1.50	3/8"	0.22	500
144468	3/8"UNC x 4"	0.75	4"	2.50	3/8"	0.19	500
144469	3/8"UNC x 5"	0.75	5"	3.00	3/8"	0.22	500
144470	3/8"UNC x 6"	0.75	6"	3.75	3/8"	0.23	500
144475	1/2"x 1"	1.00	1"	1.00	1/2"	0.22	1,000
144476	1/2"x 2"	1.00	2"	1.50	1/2"	0.33	1,000
144477	1/2"x 4"	1.00	4"	2.50	1/2"	0.42	1,000
144478	1/2"x 6"	1.00	6"	3.75	1/2"	0.51	1,000
144479	1/2"x 8"	1.00	8"	4.00	1/2"	0.60	1,000
144480	1/2"x 10"	1.00	10"	5.00	1/2"	0.72	1,000




UNWELDED EYE BOLT AISI 304 / A2

Model
1445



Item	Size	B (inch)	L (inch)	L1 (inch)	M (thread)	Weight (lb)	WLL. (lb)
144550	3/16"UNC x 1"	0.38	1"	0.88	3/16"	0.02	100
144551	3/16"UNC x 1-3/8"	0.31	1-3/8"	1.25	3/16"	0.02	100
144552	3/16"UNC x 2"	0.38	2"	1.00	3/16"	0.02	100
144553	3/16"UNC x 3"	0.38	3"	1.50	3/16"	0.03	100
144555	1/4"UNC x 1"	0.50	1"	0.88	1/4"	0.04	200
144556	1/4"UNC x 2"	0.50	2"	1.25	1/4"	0.05	200
144557	1/4"UNC x 3"	0.50	3"	1.50	1/4"	0.06	200
144558	1/4"UNC x 4"	0.50	4"	2.50	1/4"	0.07	200
144559	1/4"UNC x 6"	0.50	6"	3.75	1/4"	0.09	200
144560	5/16"UNC x 1"	0.63	1"	0.88	5/16"	0.07	350
144561	5/16"UNC x 2"	0.63	2"	1.25	5/16"	0.09	350
144562	5/16"UNC x 3"	0.63	3"	1.50	5/16"	0.11	350
144563	5/16"UNC x 4"	0.63	4"	2.50	5/16"	0.12	350
144565	3/8"UNC x 1"	0.75	1"	0.88	3/8"	0.12	500
144566	3/8"UNC x 2"	0.75	2"	1.25	3/8"	0.14	500
144567	3/8"UNC x 3"	0.75	3"	1.50	3/8"	0.22	500
144568	3/8"UNC x 4"	0.75	4"	2.50	3/8"	0.19	500
144569	3/8"UNC x 5"	0.75	5"	3.00	3/8"	0.22	500
144570	3/8"UNC x 6"	0.75	6"	3.75	3/8"	0.23	500
144575	1/2"UNC x 1"	1.00	1"	1.00	1/2"	0.22	1,000
144576	1/2"UNC x 2"	1.00	2"	1.50	1/2"	0.33	1,000
144577	1/2"UNC x 4"	1.00	4"	2.50	1/2"	0.42	1,000
144578	1/2"UNC x 6"	1.00	6"	3.75	1/2"	0.51	1,000
144579	1/2"UNC x 8"	1.00	8"	4.00	1/2"	0.60	1,000
144580	1/2"UNC x 10"	1.00	10"	5.00	1/2"	0.72	1,000

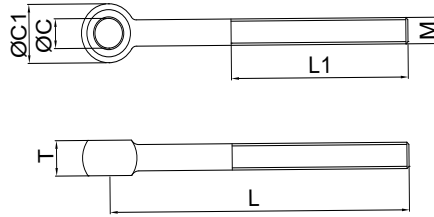
NUTS, BOLTS & SCREWS




Model

1450

EYE BOLT (DIN 444)
AISI 316 / A4

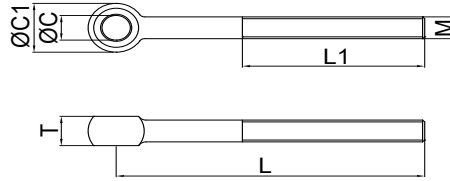


Item	Size	ØC (inch)	ØC1 (inch)	L (inch)	L1 (inch)	M (thread)	T (inch)	Weight (lb)	WLL. (lb)
145050	1/4"UNC x 1-3/8"	0.24	0.55	1.37	0.70	1/4"	0.27	0.01	715
145051	1/4"UNC x 2"	0.24	0.55	1.96	1.18	1/4"	0.27	0.02	715
145052	1/4"UNC x 3"	0.24	0.55	2.95	1.81	1/4"	0.27	0.04	715
145055	5/16"UNC x 2"	0.32	0.70	1.96	1.10	5/16"	0.35	0.05	1,210
145056	5/16"UNC x 3"	0.32	0.70	2.95	1.77	5/16"	0.35	0.07	1,265
145057	5/16"UNC x 4"	0.32	0.70	3.93	2.36	5/16"	0.35	0.08	1,265
145058	5/16"UNC x 5"	0.32	0.70	5.91	3.07	5/16"	0.35	0.09	1,265
145060	3/8"UNC x 2"	0.40	0.78	1.96	1.14	3/8"	0.47	0.08	2,035
145061	3/8"UNC x 3"	0.40	0.78	2.95	1.69	3/8"	0.47	0.11	2,035
145062	3/8"UNC x 4"	0.40	0.78	3.93	2.36	3/8"	0.47	0.15	2,035
145063	3/8"UNC x 5"	0.40	0.38	5.11	3.07	3/8"	0.47	0.19	2,035
145065	1/2"UNC x 3"	0.48	0.98	2.95	1.65	1/2"	0.55	0.18	2,750
145066	1/2"UNC x 4"	0.48	0.98	3.93	2.28	1/2"	0.55	0.23	2,750
145067	1/2"UNC x 5"	0.48	0.98	5.11	3.07	1/2"	0.55	0.25	2,750
145070	5/8"UNC x 3"	0.63	1.25	2.95	1.79	5/8"	0.66	0.33	4,400
145071	5/8"UNC x 4"	0.63	1.25	3.93	2.20	5/8"	0.66	0.41	4,400
145072	5/8"UNC x 5"	0.63	1.25	5.11	2.95	5/8"	0.66	0.53	4,400




**EYE BOLT (DIN 444)
AISI 304 / A2**

Model
1451



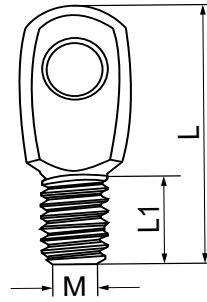
Item	Size	ØC (inch)	ØC1 (inch)	L (inch)	L1 (inch)	M (thread)	T (inch)	Weight (lb)	WLL (lb)
145150	1/4"UNC x 1-3/8"	0.24	0.55	1.37	0.70	1/4"	0.27	0.02	715
145151	1/4"UNC x 2"	0.24	0.55	1.96	1.18	1/4"	0.27	0.02	715
145152	1/4"UNC x 3"	0.24	0.55	2.95	1.81	1/4"	0.27	0.04	715
145155	5/16"UNC x 2"	0.32	0.70	1.96	1.10	5/16"	0.35	0.06	1,210
145156	5/16"UNC x 3"	0.32	0.70	2.95	1.77	5/16"	0.35	0.07	1,265
145157	5/16"UNC x 4"	0.32	0.70	3.93	2.36	5/16"	0.35	0.08	1,265
145158	5/16"UNC x 5"	0.32	0.70	5.91	3.07	5/16"	0.35	0.09	1,265
145160	3/8"UNC x 2"	0.40	0.78	1.96	1.14	3/8"	0.47	0.08	2,035
145161	3/8"UNC x 3"	0.40	0.78	2.95	1.69	3/8"	0.47	0.11	2,035
145162	3/8"UNC x 4"	0.40	0.75	3.93	2.36	3/8"	0.47	0.15	2,035
145163	3/8"UNC x 5"	0.40	0.38	5.11	3.07	3/8"	0.47	0.19	2,035
145165	1/2"UNC x 3"	0.48	0.98	2.95	1.65	1/2"	0.55	0.18	2,750
145166	1/2"UNC x 4"	0.48	0.98	3.93	2.28	1/2"	0.55	0.23	2,750
145167	1/2"UNC x 5"	0.48	0.98	5.11	3.07	1/2"	0.55	0.25	2,750
145170	5/8"UNC x 3"	0.63	1.25	2.95	1.79	5/8"	0.66	0.33	4,400
145171	5/8"UNC x 4"	0.63	1.25	3.93	2.20	5/8"	0.66	0.41	4,400
145172	5/8"UNC x 5"	0.63	1.25	5.11	2.95	5/8"	0.66	0.45	4,400



Model

1454

EYE BOLT (TAB)
AISI 316 / A4

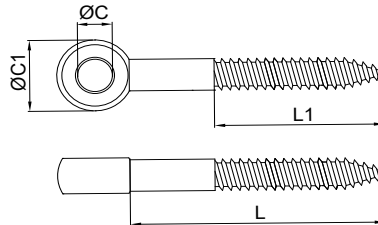


Item	Size	L (inch)	L1 (inch)	M (thread)	Weight (lb)
145460	5/16"UNC x 3/8"	1.25	3/8"	5/16"	0.03
145461	5/16"UNC x 3"	3.80	3"	5/16"	0.06


Model

1470

LAG EYE BOLT
AISI 316 / A4



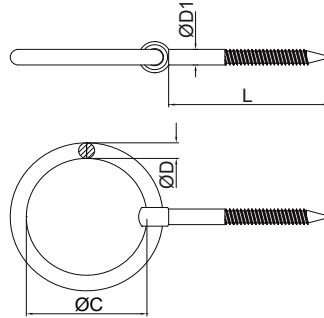
Item	Size	ØC (inch)	ØC1 (inch)	L (inch)	L1 (inch)	Weight (lb)
147000	1/4" x 1-1/2"	0.24	0.55	1.57	1.10	0.02
147001	1/4" x 2"	0.24	0.55	1.96	1.29	0.03
147002	1/4" x 2-3/8"	0.24	0.55	2.36	1.57	0.03
147010	5/16" x 2-3/8"	0.32	0.70	2.36	1.57	0.06
147011	5/16" x 3"	0.32	0.70	3.15	2.16	0.08
147012	5/16" x 4"	0.32	0.70	3.93	2.55	0.08
147020	3/8" x 3"	0.40	0.78	3.14	2.16	0.12
147021	3/8" x 4"	0.33	0.78	3.94	2.55	0.13
147022	3/8" x 4-3/4"	0.40	0.78	4.72	3.14	0.15
147030	1/2" x 4"	0.48	0.96	3.94	2.55	0.22
147031	1/2" x 4-3/4"	0.48	24.5	5.15	3.14	0.23



LAG EYE BOLT (RING) AISI 304 / A2

Model

1471

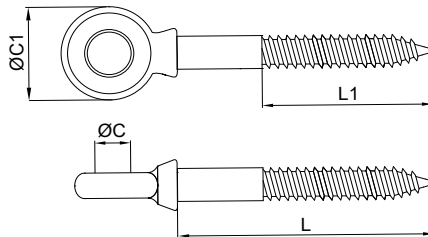


Item	Size	ØC (inch)	ØD (inch)	ØD1 (inch)	L (inch)	Weight (lb)	WLL. (lb)
147105	3/16"	0.98	0.12	0.16	1.77	0.06	495
147106	1/4"	1.97	0.28	0.31	2.36	0.08	495
147108	5/16"	1.18	0.24	0.24	2.36	0.24	825
147110	3/8"	1.97	0.31	0.31	3.15	0.41	1,375
147112	1/2"	2.36	0.39	0.39	3.15	0.77	1,925


SHOULDER LAG EYE BOLT AISI 316 / A4

Model

1472



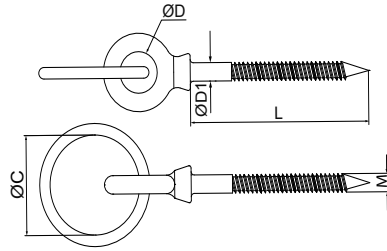
Item	Size	ØC (inch)	ØC1 (inch)	L (inch)	L1 (inch)	Weight (lb)	WLL. (lb)
147200	3/16"x 2"	0.43	0.83	1.96	1.18	0.03	330
147201	3/16"x 2-3/8"	0.43	0.83	2.36	1.42	0.02	330
147210	1/4"x 1-9/16"	0.55	1.02	1.57	0.94	0.05	495
147211	1/4"x 2-3/8"	0.55	1.02	2.36	1.42	0.02	495
147212	1/4"x 3-3/16"	0.55	1.02	3.15	1.89	0.03	495
147220	5/16"x 2-3/8"	0.70	1.34	2.36	1.47	0.13	880
147221	5/16"x 3-3/16"	0.70	1.34	3.15	1.89	0.07	880
147222	5/16"x 4"	0.70	1.34	3.94	2.36	0.07	880
147230	3/8"x 3-3/16"	0.86	1.65	3.15	1.89	0.12	1,375
147231	3/8"x 4"	0.86	1.65	3.94	2.36	0.12	1,375
147232	3/8"x 4-3/4"	0.86	1.65	4.72	2.83	0.29	1,375
147240	1/2"x 4"	1.06	2.01	3.94	2.36	0.21	1,925
147241	1/2"x 4-3/4"	1.06	2.01	4.72	2.83	0.22	1,925
147242	1/2"x 6"	2.00	1.06	6.29	3.77	0.55	1,925



Model

1473

SHOULDER LAG EYE BOLT (RING) AISI 316 / A4

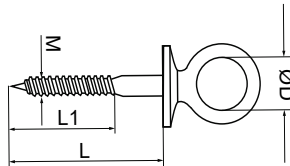


Item	Size	ØC (inch)	ØD (inch)	ØD1 (inch)	L (inch)	M (thread)	Weight (lb)
147306	1/4"	1.97	0.24	0.24	2.36	1/4"	0.14
147308	5/16"	1.97	0.31	0.31	3.15	5/16"	0.30
147310	3/8"	2.95	0.39	0.39	3.94	3/8"	0.64


Model

1474

SHOULDER LAG EYE BOLT) AISI 316 / A4

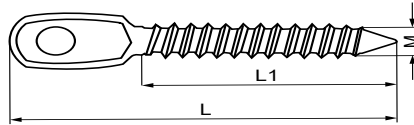


Item	Size	ØD (inch)	L (inch)	L1 (inch)	M (thread)	Weight (lb)
147406	1/4"	0.53	2.04	1.88	1/4"	0.05
147408	5/16"	0.59	3.14	2.95	5/16"	0.10



LAG EYE BOLT (TAB) AISI 316 / A4

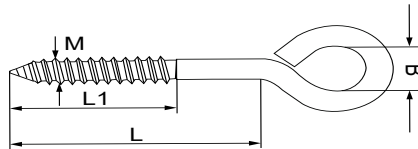
Model
1475




Item	Size	L (inch)	L1 (inch)	M (thread)	Weight (lb)
147508	5/16" x 1-1/2"	2.3	1-1/2	5/16"	0.04

LAG EYE BOLT (UNWELDED) AISI 316 / A4

Model
1476



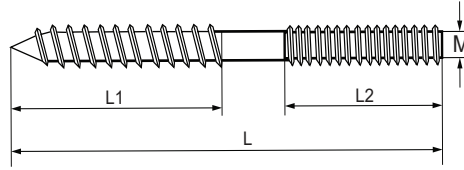
Item	Size	B (inch)	L (inch)	L1 (inch)	M (thread)	Weight (lb)
147605	3/16" x 1"	0.39	1.18	0.98	3/16"	0.01
147610	1/4" x 4"	0.51	4.33	3.93	1/4"	0.04
147620	5/16" x 3"	0.62	3.54	2.95	5/16"	0.05
147621	5/16" x 5"	0.63	5.00	1.75	5/16"	0.10
147630	3/8" x 3"	0.78	3.54	2.95	3/8"	0.10
147640	1/2" x 4"	0.98	4.72	3.93	1/2"	0.34
147641	1/2" x 6"	0.98	6.49	5.90	1/2"	0.38



Model

1477

LAG HANGER BOLT
AISI 316 / A4

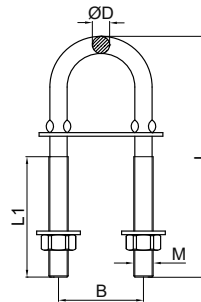


Item	Size	L (inch)	L1 (inch)	L2 (inch)	M (thread)	Weight (lb)
147755	3/16"	3.14	1.69	1.25	3/16"	0.02
147756	1/4"	3.54	1.96	1.37	1/4"	0.02
147758	5/16"	5.11	2.55	2.16	5/16"	0.09
147760	3/8"	5.90	2.95	2.16	3/8"	0.10

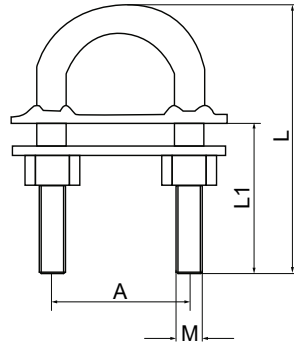

Model

1481

U BOLT
AISI 304 / A2



Item	Size	B (inch)	ØD (inch)	L (inch)	L1 (inch)	M (thread)	Weight (lb)
148100	M4 x 60mm	1.18	0.16	2.44	1.18	M4	0.04
148105	M5 x 80mm	1.38	0.20	3.07	1.57	M5	0.07
148110	M6 x 90mm	1.38	0.24	3.54	1.77	M6	0.11
148115	M8 x 80mm	1.38	0.28	3.15	1.57	M8	0.18
148116	M8 x 100mm	1.38	0.28	3.94	1.97	M8	0.20
148120	M10 x 90mm	1.97	0.39	3.54	1.57	M10	0.35
148121	M10 x 130mm	1.97	0.39	5.12	2.17	M10	0.44
148125	M12 x 150mm	2.36	0.47	5.91	2.56	M12	0.75




HEAVY DUTY U BOLT
AISI 316 / A4

Model
1482



Item	Size	A (inch)	L (inch)	L1 (inch)	M (thread)	Weight (lb)
148200	M10 x 100mm	1.40	3.93	2.48	M10	0.35
148201	M10 x 125mm	1.40	4.96	3.42	M10	0.40
148210	M12 x 110mm	1.81	4.33	2.48	M12	0.58
148211	M12 x 125mm	1.81	4.80	2.95	M12	0.70

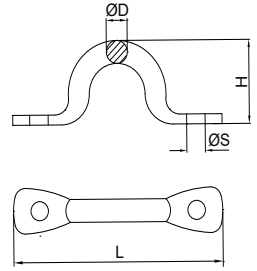
PAD EYE & EYE STRAP



Model

1500

EYE STRAP
AISI 304 / A2

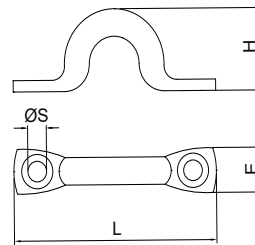


Item	Size	ØD (inch)	H (inch)	L (inch)	ØS (inch)	Weight (lb)
150005	3/16"	0.19	0.70	1.96	0.16	0.01
150006	1/4"	0.23	0.86	2.36	0.20	0.03
150008	5/16"	0.31	0.94	2.51	0.24	0.05


Model

1501

EYE STRAP (COUNTERSUNK)
AISI 316 / A4

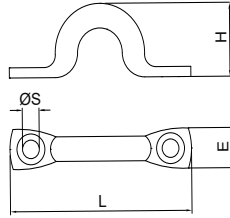


Item	Size	E (inch)	H (inch)	L (inch)	ØS (inch)	Weight (lb)	WLL (lb)
150104	5/32"	0.30	0.55	1.65	0.14	0.01	136
150105	3/16"	0.33	0.71	1.97	0.17	0.01	220
150106	1/4"	0.41	0.87	2.36	0.20	0.03	385
150108	5/16"	0.53	0.94	2.52	0.24	0.05	550
150110	3/8"	0.59	1.02	2.64	0.20	0.10	605



EYE STRAP (COUNTERSUNK) AISI 304 / A2

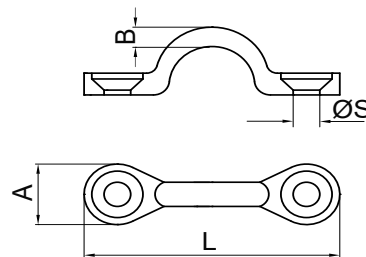
Model
1502



Item	Size	E (inch)	H (inch)	L (inch)	ØS (inch)	Weight (lb)	WLL (lb)
150204	5/32"	0.30	0.55	1.65	0.14	0.01	136
150205	3/16"	0.33	0.71	1.97	0.17	0.01	220
150206	1/4"	0.41	0.87	2.36	0.20	0.03	385
150208	5/16"	0.53	0.94	2.52	0.24	0.05	550
150210	3/8"	0.59	1.02	2.64	0.20	0.10	605


HEAVY DUTY EYE STRAP AISI 316 / A4

Model
1503



Item	Size	A (inch)	B (inch)	L (inch)	ØS (inch)	Weight (lb)
150305	3/16"	0.49	0.16	1.89	0.20	0.02

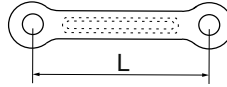
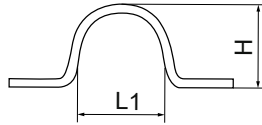
PAD EYE & EYE STRAP



Model

1504

STAMPED EYE STRAP AISI 304 / A2

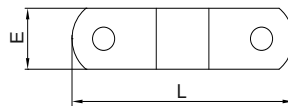
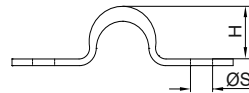


Item	Size	H (inch)	L (inch)	L1 (inch)	Weight (lb)	WLL. (lb)
150410	3/8"	0.47	1.10	0.43	0.01	220
150413	1/2"	0.55	1.33	0.59	0.02	230
150419	3/4"	0.74	1.73	0.78	0.03	350
150422	7/8"	1.10	2.48	1.10	0.03	250
150428	1-1/8"	1.29	2.63	1.25	0.05	400

Model

1505

EYE STRAP (2 HOLE) AISI 316 / A4

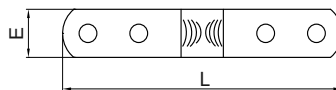
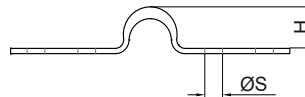


Item	Size	E (inch)	H (inch)	L (inch)	ØS (inch)	Weight (lb)	WLL. (lb)
150510	3/8"	0.43	0.40	1.65	0.16	0.01	50
150513	1/2"	0.43	0.54	1.77	0.16	0.01	75
150516	5/8"	0.43	0.73	1.88	0.16	0.02	100

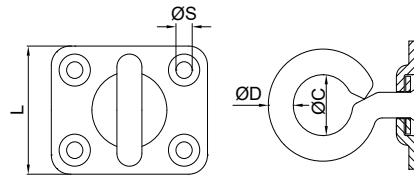

Model

1506

EYE STRAP (4 HOLE) AISI 316 / A4



Item	Size	E (inch)	H (inch)	L (inch)	ØS (inch)	Weight (lb)	WLL. (lb)
150610	3/8"	0.43	0.31	2.60	0.17	0.01	50
150613	1/2"	0.43	0.43	2.72	0.17	0.01	75
150616	5/8"	0.43	0.55	2.83	0.17	0.02	100

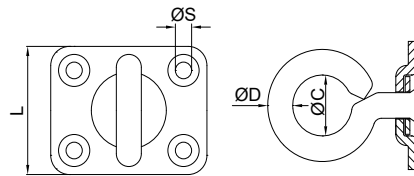


SWIVEL PAD EYE AISI 316 / A4

Model
1510



Item	Size	ØC (inch)	ØD (inch)	L (inch)	ØS (inch)	Weight (lb)	WLL. (lb)
151005	3/16"	0.59	0.20	1.38	0.17	0.07	247
151006	1/4"	0.71	0.24	1.57	0.17	0.10	385
151008	5/16"	0.75	0.31	1.97	0.20	0.17	467

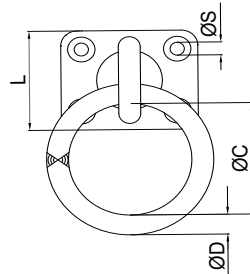


SWIVEL PAD EYE AISI 304 / A2

Model
1511



Item	Size	ØC (inch)	ØD (inch)	L (inch)	ØS (inch)	Weight (lb)	WLL. (lb)
151105	3/16"	0.59	0.20	1.38	0.17	0.07	247
151106	1/4"	0.71	0.24	1.57	0.17	0.11	385
151108	5/16"	0.75	0.31	1.97	0.20	0.18	467




SWIVEL PAD EYE (RING) AISI 316 / A4

Model
1512



Item	Size	ØC (inch)	ØD (inch)	L (inch)	ØS (inch)	Weight (lb)	WLL. (lb)
151205	3/16"	1.18	0.20	1.38	0.17	0.11	247
151206	1/4"	1.57	0.24	1.57	0.17	0.18	385
151208	5/16"	1.97	0.31	1.97	0.20	0.35	467

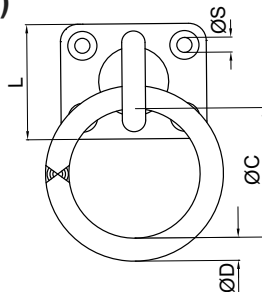
PAD EYE & EYE STRAP



Model

1513

SWIVEL PAD EYE (RING)
AISI 304 / A2

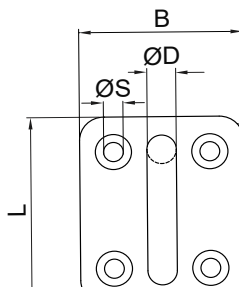


Item	Size	ØC (inch)	ØD (inch)	L (inch)	ØS (inch)	Weight (lb)	WLL (lb)
151305	3/16"	1.18	0.20	1.38	0.17	0.11	247.5
151306	1/4"	1.57	0.24	1.57	0.17	0.18	385.0
151308	5/16"	1.97	0.31	1.97	0.20	0.35	467.5

Model

1514

SQUARE PAD EYE
AISI 316 / A4

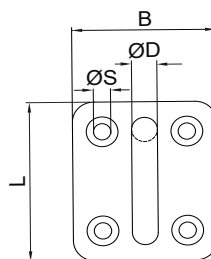


Item	Size	B (inch)	ØD (inch)	L (inch)	ØS (inch)	Weight (lb)	WLL (lb)
151405	3/16"	1.18	0.20	1.34	0.16	0.05	385
151406	1/4"	1.34	0.24	1.57	0.16	0.08	550
151408	5/16"	1.54	0.31	1.97	0.21	0.14	880
151410	3/8"	1.81	0.39	2.36	0.25	0.23	1,430

Model

1515


SQUARE PAD EYE
AISI 304 / A2



Item	Size	B (inch)	ØD (inch)	L (inch)	ØS (inch)	Weight (lb)	WLL (lb)
151505	3/16"	1.18	0.20	1.34	0.16	0.05	385
151506	1/4"	1.34	0.24	1.57	0.16	0.08	550
151508	5/16"	1.54	0.31	1.97	0.21	0.14	880
151510	3/8"	1.81	0.39	2.36	0.25	0.23	1,430

Browse the full range at www.unitedstainless.com

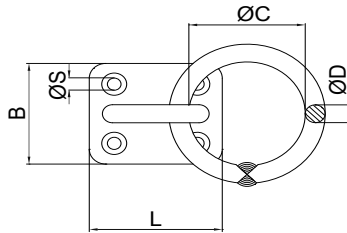




SQUARE PAD EYE (RING) AISI 316 / A4

Model

1516



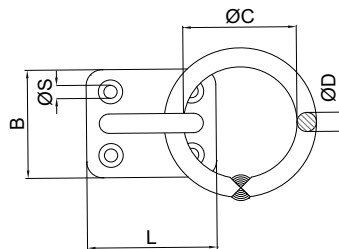
Item	Size	B (inch)	ØC (inch)	ØD (inch)	L (inch)	ØS (inch)	Weight (lb)	WLL (lb)
151605	3/16"	1.18	1.18	0.20	1.34	0.16	0.09	385
151606	1/4"	1.34	1.38	0.24	1.57	0.16	0.14	550
151608	5/16"	1.54	1.77	0.31	1.97	0.21	0.28	880



SQUARE PAD EYE (RING) AISI 304 / A4

Model

1517



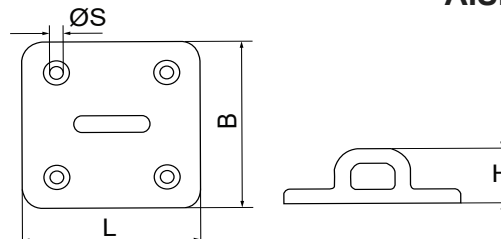
Item	Size	B (inch)	ØC (inch)	ØD (inch)	L (inch)	ØS (inch)	Weight (lb)	WLL (lb)
151705	3/16"	1.18	1.18	0.20	1.34	0.16	0.09	385
151706	1/4"	1.34	1.38	0.24	1.57	0.16	0.14	550
151708	5/16"	1.54	1.77	0.31	1.97	0.21	0.28	880



SQUARE PAD EYE (HEAVY DUTY) AISI 316 / A4


Model

1518



Item	Size	B (inch)	H (inch)	L (inch)	ØS (inch)	Weight (lb)	WLL (lb)
151806	1/4"	3.00	1.36	3.00	0.25	0.66	3,000

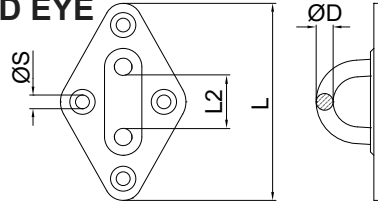
PAD EYE & EYE STRAP



Model

1520

DIAMOND PAD EYE
AISI 316 / A4

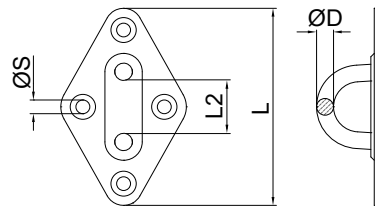


Item	Size	ØD (inch)	L (inch)	L2 (inch)	ØS (inch)	Weight (lb)	WLL. (lb)
152005	3/16"	0.20	2.32	0.59	0.07	0.07	385
152006	1/4"	0.24	2.52	0.75	0.09	0.09	550
152008	5/16"	0.31	3.15	0.91	0.15	0.15	880

Model

1521

DIAMOND PAD EYE
AISI 304 / A2

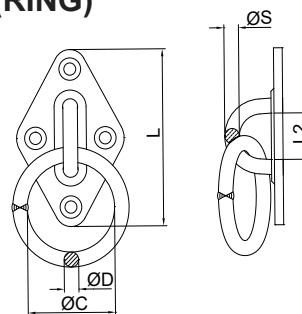


Item	Size	ØD (inch)	L (inch)	L2 (mm)	ØS (inch)	Weight (lb)	WLL. (lb)
152105	3/16"	0.20	2.32	0.59	0.16	0.07	385
152106	1/4"	0.24	2.52	0.75	0.16	0.09	550
152108	5/16"	0.31	3.15	0.91	0.20	0.15	880

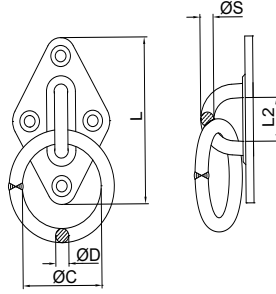

Model

1522

DIAMOND PAD EYE (RING)
AISI 316 / A4



Item	Size	ØC (inch)	ØD (inch)	L (inch)	L2 (inch)	ØS (inch)	Weight (lb)	WLL. (lb)
152205	3/16"	1.18	0.20	2.32	0.59	0.16	0.11	385
152206	1/4"	1.38	0.24	2.52	0.75	0.16	0.15	550
152208	5/16"	1.77	0.31	3.15	0.91	0.20	0.31	880

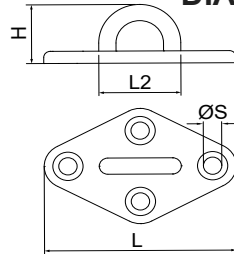


DIAMOND PAD EYE (RING) AISI 304 / A2

Model
1523



Item	Size	ØC (inch)	ØD (inch)	L (inch)	L2 (inch)	ØS (inch)	Weight (lb)	WLL. (lb)
152305	3/16"	1.18	0.20	2.32	0.59	0.16	0.11	385
152306	1/4"	1.38	0.24	2.52	0.75	0.16	0.16	550
152308	5/16"	1.77	0.31	3.15	0.91	0.20	0.30	880

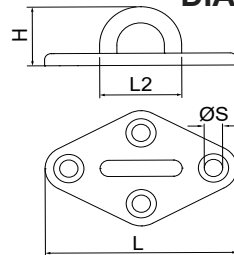


DIAMOND PAD EYE (HEAVY DUTY) AISI 316 / A4

Model
1524



Item	Size	H (inch)	L (inch)	L2 (inch)	ØS (inch)	Weight (lb)	WLL. (lb)
152400	2-1/2"	0.83	2.60	0.79	0.31	0.11	1,210
152401	3-1/8"	1.08	3.15	0.63	0.31	0.24	1,925
152402	3-1/2"	1.14	3.50	0.87	0.33	0.32	2,200
152403	4"	1.38	3.94	0.98	0.33	0.46	3,300




DIAMOND PAD EYE (HEAVY DUTY) AISI 304 / A2

Model
1525



Item	Size	H (inch)	L (inch)	L2 (inch)	ØS (inch)	Weight (lb)	WLL. (lb)
152500	2-1/2"	0.83	2.60	0.79	0.31	0.11	1,210
152501	3-1/8"	1.08	3.15	0.63	0.31	0.24	1,925
152502	3-1/2"	1.14	3.50	0.87	0.33	0.33	2,200
152503	4"	1.38	3.94	0.98	0.33	0.46	3,300

PAD EYE & EYE STRAP

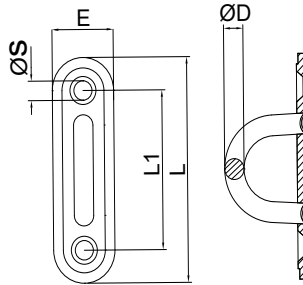


PAD EYE & EYE STRAP

Model

1530

OBLONG PAD EYE
AISI 316 / A4

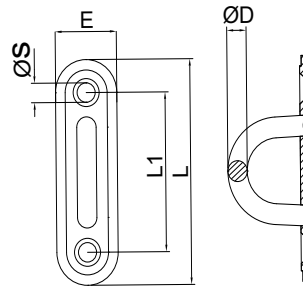


Item	Size	E (inch)	ØD (inch)	L (inch)	L1 (inch)	ØS (inch)	Weight (lb)	WLL (lb)
153005	3/16"	0.63	0.20	2.13	1.50	0.20	0.04	385
153006	1/4"	0.75	0.24	2.56	1.81	0.22	0.07	550
153008	5/16"	0.98	0.31	3.19	2.20	0.26	0.14	880

Model

1531

OBLONG PAD EYE
AISI 304 / A2

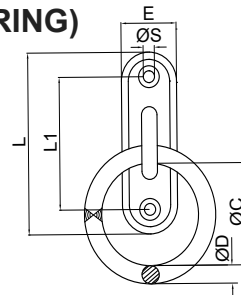


Item	Size	E (inch)	ØD (inch)	L (inch)	L1 (inch)	ØS (inch)	Weight (lb)	WLL (lb)
153105	3/16"	0.63	0.20	2.13	1.50	0.20	0.04	385
153106	1/4"	0.75	0.24	2.56	1.81	0.22	0.07	550
153108	5/16"	0.98	0.31	3.19	2.20	0.26	0.15	880
153110	3/8"	1.26	0.35	3.94	2.87	0.26	0.24	935

Model

1532

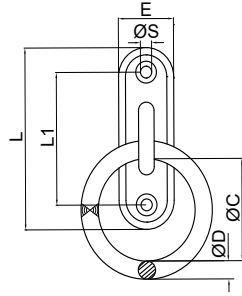

OBLONG PAD EYE (RING)
AISI 316 / A4



Item	Size	ØC (inch)	ØD (inch)	E (inch)	L (inch)	L1 (inch)	ØS (inch)	Weight (lb)	WLL (lb)
153205	3/16"	1.18	0.20	0.63	2.13	1.50	0.20	0.08	385
153206	1/4"	1.57	0.24	0.75	2.56	1.81	0.22	0.14	550
153208	5/16"	1.97	0.31	0.98	3.19	2.20	0.26	0.29	880

Browse the full range at www.unitedstainless.com



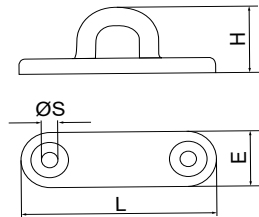


OBLONG PAD EYE (RING) AISI 316 / A4

Model
1533



Item	Size	ØC (inch)	ØD (inch)	E (inch)	L (inch)	L1 (inch)	ØS (inch)	Weight (lb)	WLL. (lb)
153305	3/16"	1.18	0.20	0.63	2.13	1.50	0.20	0.09	385
153306	1/4"	1.57	0.24	0.75	2.56	1.81	0.22	0.13	550
153308	5/16"	1.97	0.31	0.98	3.19	2.20	0.26	0.29	880
153310	3/8"	2.36	0.35	1.26	3.94	2.87	0.26	0.46	1,045

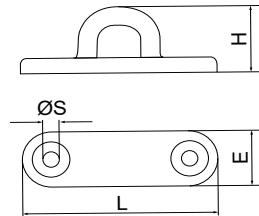


OBLONG PAD EYE (HEAVY DUTY) AISI 316 / A4

Model
1534



Item	Size	E (inch)	H (inch)	L (inch)	ØS (inch)	Weight (lb)	WLL. (lb)
153405	3/16"	0.85	1.08	3.00	0.24	0.15	1,000
153406	1/4"	1.24	1.21	3.50	0.30	0.29	1,500
153408	5/16"	1.42	1.31	4.00	0.29	0.44	2,000




OBLONG PAD EYE (HEAVY DUTY) AISI 304 / A2

Model
1535



Item	Size	E (inch)	H (inch)	L (inch)	ØS (inch)	Weight (lb)	WLL. (lb)
153505	3/16"	0.85	1.08	3.00	0.24	0.15	1,000
153506	1/4"	1.24	1.21	3.50	0.30	0.29	1,500
153508	5/16"	1.42	1.31	4.00	0.29	0.44	2,000

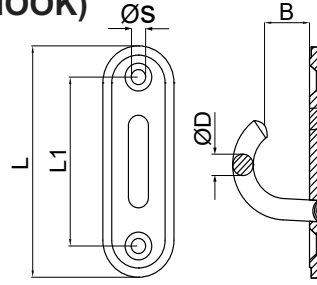
PAD EYE & EYE STRAP



Model

1536

OBLONG PAD EYE (HOOK)
AISI 316 / A4

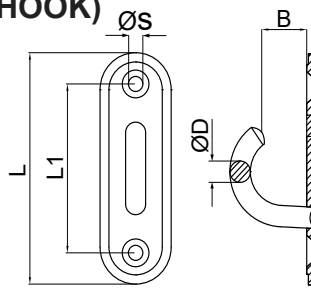


Item	Size	B (inch)	ØD (inch)	L (inch)	L1 (inch)	ØS (inch)	Weight (lb)	WLL. (lb)
153605	3/16"	0.31	0.20	2.13	1.50	0.20	0.04	110
153606	1/4"	0.47	0.24	2.56	1.81	0.22	0.06	121
153608	5/16"	0.55	0.31	3.19	2.20	0.26	0.13	136
153610	3/8"	0.63	0.35	3.94	2.87	0.26	0.21	154

Model

1537

OBLONG PAD EYE (HOOK)
AISI 304 / A2

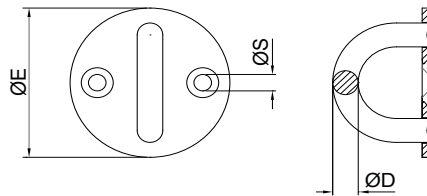


Item	Size	B (inch)	ØD (inch)	L (inch)	L1 (inch)	ØS (inch)	Weight (lb)	WLL. (lb)
153705	3/16"	0.31	0.20	2.13	1.50	0.20	0.04	110
153706	1/4"	0.47	0.24	2.56	1.81	0.22	0.06	121
153708	5/16"	0.55	0.31	3.19	2.20	0.26	0.13	136

Model

1540


ROUND PAD EYE
AISI 316 / A4



Item	Size	ØE (inch)	ØD (inch)	ØS (inch)	Weight (lb)	WLL. (lb)
154005	3/16"	0.20	1.30	0.18	0.04	385
154006	1/4"	0.24	1.57	0.18	0.08	550
154008	5/16"	0.31	1.97	0.22	0.14	880

Browse the full range at www.unitedstainless.com

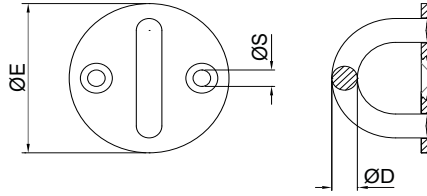




ROUND PAD EYE AISI 304 / A2

Model

1541

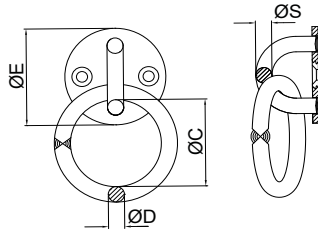


Item	Size	ØD (inch)	ØE (inch)	ØS (inch)	Weight (lb)	WLL. (lb)
154105	3/16"	0.20	1.30	0.18	0.04	385
154106	1/4"	0.24	1.57	0.18	0.04	550
154108	5/16"	0.31	1.97	0.22	0.15	880

ROUND PAD EYE (RING) AISI 316 / A2

Model

1542

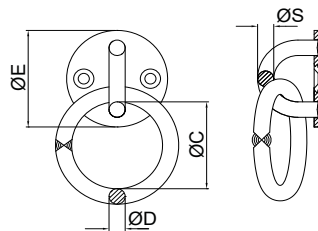


Item	Size	ØC (inch)	ØD (inch)	ØE (inch)	ØS (inch)	Weight (lb)	WLL. (lb)
154205	3/16"	1.18	0.20	1.30	0.18	0.08	385
154206	1/4"	1.57	0.24	1.57	0.18	0.15	550
154208	5/16"	1.97	0.31	1.97	0.22	0.33	880


ROUND PAD EYE (RING) AISI 304 / A2

Model

1543



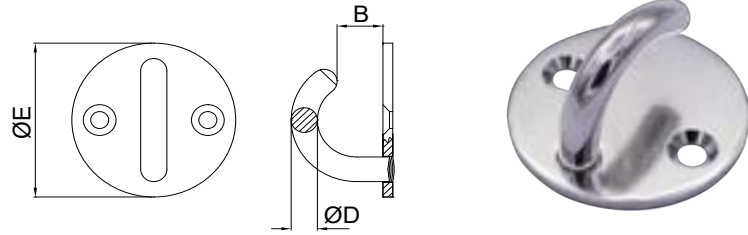
Item	Size	ØC (inch)	ØD (inch)	ØE (inch)	ØS (inch)	Weight (lb)	WLL. (lb)
154305	3/16"	1.18	0.20	1.30	0.18	0.08	385
154306	1/4"	1.57	0.24	1.57	0.18	0.15	550
154308	5/16"	1.97	0.31	1.97	0.22	0.33	880



Model

1544

ROUND PAD EYE (HOOK)
AISI 316 / A4

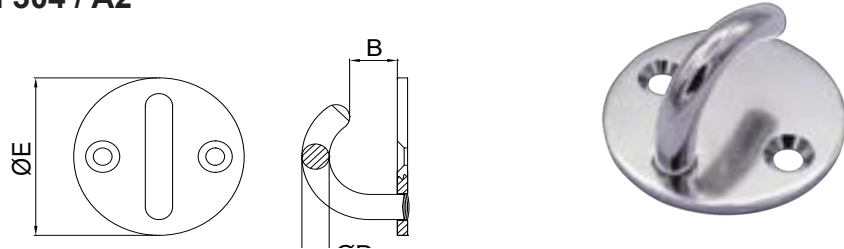


Item	Size	B (inch)	ØD (inch)	ØE (inch)	Weight (lb)	WLL. (lb)
154405	3/16"	0.31	0.20	1.30	0.04	110
154406	1/4"	0.24	0.47	1.57	0.08	121
154408	5/16"	0.55	0.31	1.96	0.13	136

Model

1545

ROUND PAD EYE (HOOK)
AISI 304 / A2

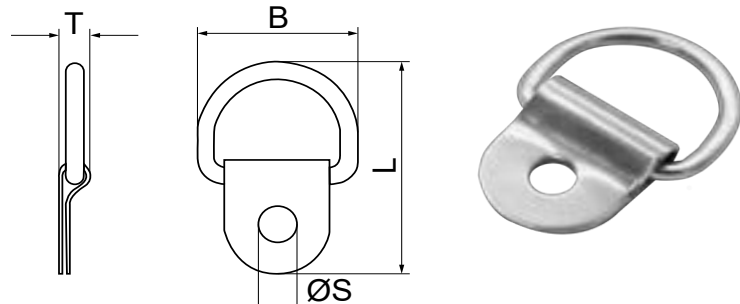


Item	Size	B (inch)	ØD (inch)	ØE (inch)	Weight (lb)	WLL. (lb)
154505	3/16"	0.31	0.20	1.30	0.04	110
154506	1/4"	0.24	0.47	1.57	0.08	121
154508	5/16"	0.55	0.31	1.96	0.13	136


Model

1560

FOLDING PAD EYE (1 HOLE)
AISI 316 / A4

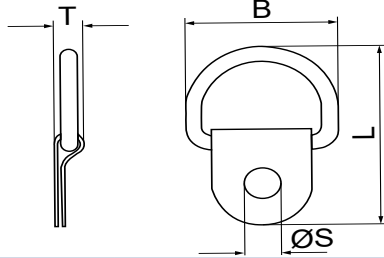


Item	Size	B (inch)	L (inch)	ØS (inch)	T (inch)	Weight (lb)	WLL. (lb)
156003	1/8"	1.10	1.46	0.26	0.24	0.02	50



FOLDING PAD EYE (1 HOLE) AISI 304 / A2

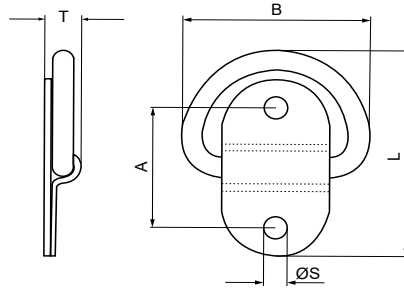
Model
1561



Item	Size	B (inch)	L (inch)	ØS (inch)	T (inch)	Weight (lb)	WLL. (lb)
156103	1/8"	1.10	1.46	0.26	0.24	0.02	50

FOLDING PAD EYE (2 HOLE) AISI 316 / A4

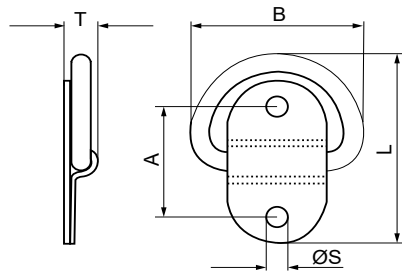
Model
1562



Item	Size	A (inch)	B (inch)	L (inch)	ØS (inch)	T (inch)	Weight (lb)	WLL. (lb)
156206	1/4"	1.35	2.03	2.35	0.25	0.38	0.13	210
156208	5/16"	1.48	2.40	2.88	0.31	0.48	0.24	400


FOLDING PAD EYE (2 HOLE) AISI 304 / A2

Model
1563



Item	Size	A (inch)	B (inch)	L (inch)	ØS (inch)	T (inch)	Weight (lb)	WLL. (lb)
156306	1/4"	1.35	2.03	2.35	0.25	0.38	0.13	210
156308	5/16"	1.48	2.40	2.88	0.31	0.48	0.24	400

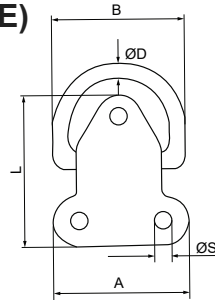
PAD EYE & EYE STRAP



Model

1564

FOLDING PAD EYE (3 HOLE)
AISI 316 / A4

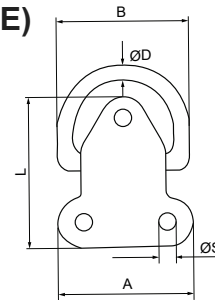


Item	Size	A (inch)	B (inch)	ØD (inch)	L (inch)	ØS (inch)	Weight (lb)	WLL (lb)
156406	1/4"	1.96	2.16	0.23	2.28	0.27	0.13	210
156408	5/16"	1.96	2.16	0.31	2.28	0.27	0.24	400

Model

1565

FOLDING PAD EYE (3 HOLE)
AISI 304 / A2

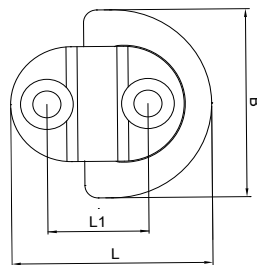


Item	Size	A (inch)	B (inch)	ØD (inch)	L (inch)	ØS (inch)	Weight (lb)	WLL (lb)
156506	1/4"	1.96	2.16	0.23	2.28	0.27	0.13	210
156508	5/16"	1.96	2.16	0.31	2.28	0.27	0.24	400


Model

1566

HEAVY DUTY FOLDING PAD EYE
AISI 316 / A4



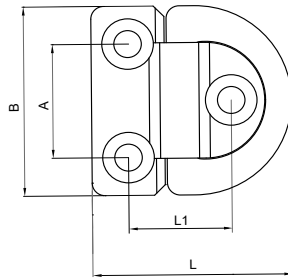
Item	Size	B (inch)	L1 (inch)	L (inch)	Weight (lb)	WLL (lb)
156606	1/4"	1.77	0.91	1.80	0.13	1,200
156608	5/16"	2.28	1.25	2.28	0.25	2,000
156610	3/8"	3.00	1.63	2.90	0.60	4,000



HEAVY DUTY FOLDING PAD EYE (3 HOLE) AISI 316 / A4

Model

1567

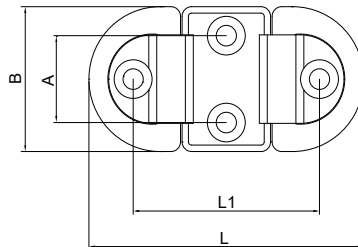


Item	Size	A (inch)	B (inch)	L (inch)	L1 (inch)	Weight (lb)	WLL. (lb)
156706	1/4"	1.06	1.77	1.83	0.94	0.17	1,210
156708	5/16"	1.38	2.32	2.40	1.16	0.39	2,200
156710	3/8"	1.77	2.95	3.03	1.54	0.80	3,850

HEAVY DUTY FOLDING PAD EYE (DOUBLE) AISI 316 / A4

Model

1568

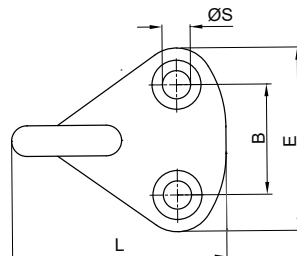


Item	Size	A (inch)	B (inch)	L (inch)	L1 (inch)	Weight (lb)	WLL. (lb)
156806	1/4"	1.06	1.77	3.43	2.32	0.33	1,980
156808	5/16"	1.38	2.32	3.90	2.32	0.65	3,740
156810	3/8"	1.77	2.95	4.96	3.07	1.29	6,600

FENDER EYE AISI 316 / A4


Model

1570



Item	Size	B (inch)	E (inch)	L (inch)	ØS (inch)	Weight (lb)	WLL. (lb)
157010	3/8"	0.71	1.18	1.38	0.18	0.04	121

PAD EYE & EYE STRAP

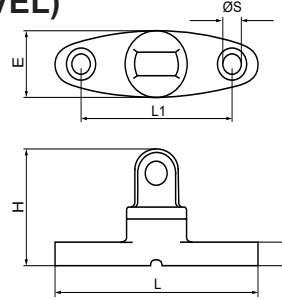


PAD EYE & EYE STRAP

Model

1571

FENDER EYE (SWIVEL)
AISI 316 / A4

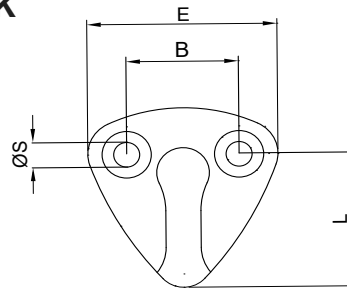


Item	Size	E (inch)	H (inch)	L (inch)	L1 (inch)	ØS (inch)	T (inch)	Weight (lb)
157106	1/4"	0.74	1.27	2.45	1.82	0.18	0.26	0.04

Model

1572

FENDER HOOK
AISI 316 / A4

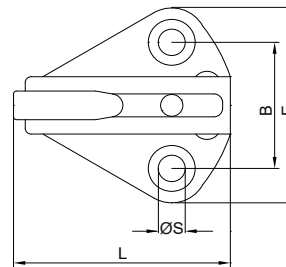


Item	Size	B (inch)	E (inch)	L (inch)	ØS (inch)	Weight (lb)
157201	1"	0.63	1.06	0.83	0.15	0.02

Model

1573


FENDER HOOK (SAFETY SNAP)
AISI 316 / A4



Item	Size	B (inch)	E (inch)	L (inch)	ØS (inch)	Weight (lb)	WLL (lb)
157308	5/16"	0.39	1.34	1.46	0.18	0.09	136
157310	3/8"	0.39	1.34	1.57	0.17	0.12	275

Browse the full range at www.unitedstainless.com

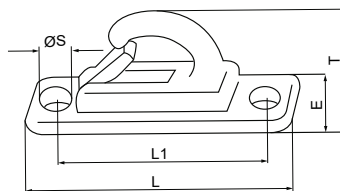




FENDER HOOK (SAFETY SNAP) AISI 316 / A4


Model

1574



Item	Size	E (inch)	L (inch)	L1 (inch)	ØS (inch)	T (inch)	Weight (lb)
157413	1/2"	0.66	2.75	2.16	0.17	1.33	0.12

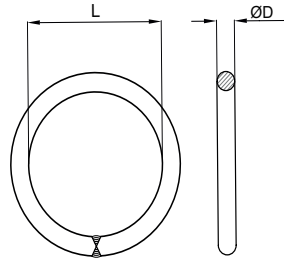
RINGS, THIMBLES & WEBBING HARDWARE



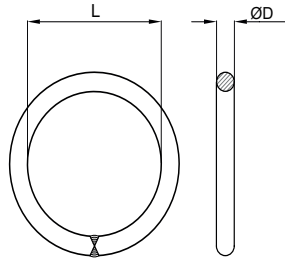

Model

1600

ROUND RING
AISI 316 / A4



Item	Size	ØD (inch)	L (inch)	Weight (lb)	WLL (lb)
160001	1/8" x 9/16"	0.12	0.59	0.01	356
160002	1/8" x 3/4"	0.12	0.79	0.01	356
160003	1/8" x 1"	0.12	0.98	0.01	356
160004	1/8" x 1-3/16"	0.11	1.18	0.01	356
160005	1/8" x 1-9/16"	0.11	1.57	0.01	356
160010	5/32" x 3/4"	0.16	0.79	0.01	550
160011	5/32" x 1"	0.16	0.98	0.02	550
160012	5/32" x 1-3/16"	0.16	1.18	0.02	550
160013	5/32" x 1-9/16"	0.15	1.57	0.03	550
160020	3/16" x 3/4"	0.20	0.79	0.02	1,100
160021	3/16" x 1"	0.20	0.98	0.03	1,100
160022	3/16" x 1-3/16"	0.20	1.18	0.03	1,100
160023	3/16" x 1-9/16"	0.20	1.77	0.04	1,100
160024	3/16" x 2"	0.19	1.96	0.06	1,100
160030	1/4" x 1"	0.24	0.98	0.04	1,485
160031	1/4" x 1-3/16"	0.24	1.18	0.05	1,485
160032	1/4" x 1-9/16"	0.24	1.57	0.07	1,485
160033	1/4" x 2"	0.24	1.97	0.08	1,485
160040	5/16" x 1-3/16"	0.31	1.18	0.10	2,750
160041	5/16" x 1-9/16"	0.31	1.57	0.13	2,750
160042	5/16" x 2"	0.31	1.97	0.15	2,750
160043	5/16" x 2-3/8"	0.31	2.36	0.19	2,750
160050	3/8" x 2"	0.39	1.97	0.25	4,675
160051	3/8" x 2-3/8"	0.39	2.36	0.29	4,675
160052	3/8" x 3-3/16"	0.39	3.15	0.38	4,675
160053	3/8" x 4"	0.39	3.94	0.47	4,675
160060	1/2" x 3-3/16"	0.51	3.15	0.67	6,325
160061	1/2" x 4"	0.51	3.93	0.82	6,325
160062	1/2" x 4-3/4"	0.51	4.72	0.95	6,325




ROUND RING
AISI 304 / A2

Model
1601



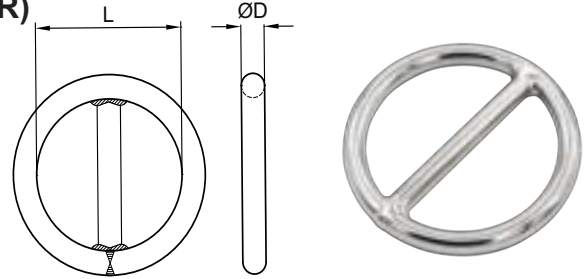
Item	Size	ØD (inch)	L (inch)	Weight (lb)	WLL (lb)
160101	1/8" x 9/16"	0.12	0.59	0.01	356
160102	1/8" x 3/4"	0.12	0.79	0.01	356
160103	1/8" x 1"	0.12	0.98	0.01	356
160104	1/8" x 1-3/16"	0.11	1.18	0.01	356
160105	1/8" x 1-9/16"	0.11	1.57	0.01	356
160110	5/32" x 3/4"	0.16	0.79	0.01	550
160111	5/32" x 1"	0.16	0.98	0.02	550
160112	5/32" x 1-3/16"	0.16	1.18	0.02	550
160113	5/32" x 1-9/16"	0.15	1.57	0.03	550
160120	3/16" x 3/4"	0.20	0.79	0.02	1,100
160121	3/16" x 1"	0.20	0.98	0.03	1,100
160122	3/16" x 1-3/16"	0.20	1.18	0.03	1,100
160123	3/16" x 1-9/16"	0.20	1.77	0.04	1,100
160124	3/16" x 2"	0.19	1.96	0.06	1,100
160130	1/4" x 1"	0.24	0.98	0.04	1,485
160131	1/4" x 1-3/16"	0.24	1.18	0.05	1,485
160132	1/4" x 1-9/16"	0.24	1.57	0.07	1,485
160133	1/4" x 2"	0.24	1.97	0.08	1,485
160140	5/16" x 1-3/16"	0.31	1.18	0.10	2,750
160141	5/16" x 1-9/16"	0.31	1.57	0.13	2,750
160142	5/16" x 2"	0.31	1.97	0.15	2,750
160143	5/16" x 2-3/8"	0.31	2.36	0.19	2,750
160150	3/8" x 2"	0.39	1.97	0.25	4,675
160151	3/8" x 2-3/8"	0.39	2.36	0.29	4,675
160152	3/8" x 3-3/16"	0.39	3.15	0.38	4,675
160153	3/8" x 4"	0.39	3.94	0.47	4,675
160160	1/2" x 3-3/16"	0.51	3.15	0.67	6,325
160161	1/2" x 4"	0.51	3.93	0.82	6,325
160162	1/2" x 4-3/4"	0.51	4.72	0.95	6,325



Model

1602

ROUND RING (CROSS BAR)
AISI 316 / A2

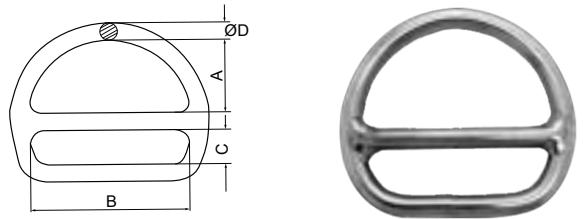


Item	Size	ØD (inch)	L (inch)	Weight (lb)	WLL. (lb)
160206	1/4" x 1-9/16"	0.24	1.57	0.09	1,485
160208	5/16" x 2"	0.31	1.97	0.20	2,750
160210	3/8" x 2-3/8"	0.39	0.18	0.39	4,675
160212	1/2" x 3-3/16"	0.47	3.15	0.75	5,500

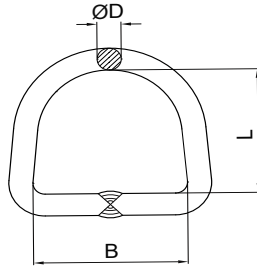

Model

1603

OVAL RING (CROSS BAR)
AISI 316 / A4



Item	Size	A (inch)	B (inch)	C (inch)	ØD (inch)	Weight (lb)	WLL. (lb)
160306	1/4" x 1-9/16"	1.10	1.57	0.39	0.23	0.09	1,485
160308	5/16" x 1-9/16"	1.10	1.57	0.39	0.31	0.20	2,750




D RING
AISI 316 / A4

Model
1610



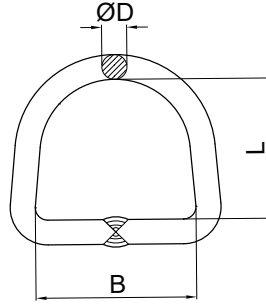
Item	Size	B (inch)	ØD (inch)	L (inch)	Weight (lb)	WLL. (lb)
161001	1/8" x 9/16"	0.63	0.12	0.55	0.01	330
161002	1/8" x 3/4"	0.78	0.11	0.66	0.01	330
161003	1/8" x 1-3/16"	1.18	0.12	0.98	0.01	330
161010	5/32" x 3/4"	0.78	0.15	0.66	0.01	440
161011	5/32" x 1"	1.06	0.16	0.87	0.02	440
161012	5/32" x 1-3/16"	1.18	0.16	0.98	0.02	440
161013	5/32" x 1-9/16"	1.57	0.15	1.33	0.03	440
161014	5/32" x 2"	2.04	0.15	1.69	0.03	440
161020	3/16" x 1"	1.02	0.20	0.87	0.03	550
161021	3/16" x 1-3/16"	1.18	0.20	0.98	0.03	550
161022	3/16" x 1-9/16"	1.54	0.20	1.34	0.04	550
161023	3/16" x 2"	2.05	0.20	1.69	0.06	550
161024	3/16" x 2-3/8"	2.36	0.20	2.01	0.07	550
161030	1/4" x 1"	1.02	0.24	0.87	0.04	990
161031	1/4" x 1-3/16"	1.18	0.24	0.98	0.05	990
161032	1/4" x 1-9/16"	1.54	0.24	1.34	0.07	990
161033	1/4" x 2"	2.01	0.24	1.69	0.08	990
161034	1/4" x 2-3/16"	1.85	0.23	2.16	0.09	990
161035	1/4" x 2-3/8"	2.36	0.24	2.01	0.10	990
161040	9/32" x 2"	2.01	0.28	1.69	0.12	1,210
161050	5/16" x 1-3/4"	1.77	0.31	1.49	0.13	1,540
161051	5/16" x 2"	2.01	0.31	1.69	0.16	1,540
161052	5/16" x 2-3/8"	2.36	0.31	2.01	0.18	1,540
161053	5/16" x 3"	2.99	0.31	2.51	0.22	1,540



Model

1611

D RING
AISI 304 / A2

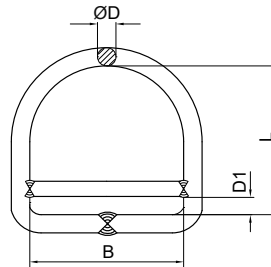


Item	Size	B (inch)	ØD (inch)	L (inch)	Weight (lb)	WLL (lb)
161101	1/8" x 9/16"	0.63	0.12	0.55	0.01	330
161102	1/8" x 1-3/16"	0.78	0.11	0.66	0.01	330
161110	5/32" x 1"	1.18	0.12	0.98	0.01	330
161111	5/32" x 1-3/16"	0.78	0.15	0.66	0.01	440
161112	5/32" x 1-9/16"	1.06	0.16	0.87	0.02	440
161113	5/32" x 2"	1.18	0.16	0.98	0.02	440
161120	3/16" x 1"	1.57	0.15	1.33	0.03	440
161121	3/16" x 1-3/16"	2.04	0.15	1.69	0.03	440
161122	3/16" x 1-9/16"	1.02	0.20	0.87	0.03	550
161123	3/16" x 2"	1.18	0.20	0.98	0.03	550
161124	3/16" x 2-3/8"	1.54	0.20	1.34	0.04	550
161130	1/4" x 1"	2.05	0.20	1.69	0.06	550
161131	1/4" x 1-3/16"	2.36	0.20	2.01	0.07	550
161132	1/4" x 1-9/16"	1.02	0.24	0.87	0.04	990
161133	1/4" x 2"	1.18	0.24	0.98	0.05	990
161134	1/4" x 2-3/16"	1.54	0.24	1.34	0.07	990
161135	1/4" x 2-3/8"	2.01	0.24	1.69	0.08	990
161140	9/32" x 2"	1.85	0.23	2.16	0.09	990
161150	5/16" x 1-3/4"	2.36	0.24	2.01	0.10	990
161151	5/16" x 2"	2.01	0.28	1.69	0.12	1,210
161152	5/16" x 2-3/8"	1.77	0.31	1.49	0.13	1,540
161153	5/16" x 3"	2.01	0.31	1.69	0.16	1,540

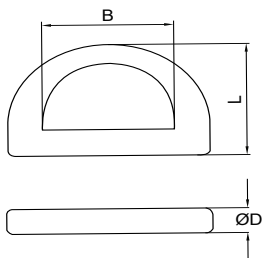

Model

1612

D RING (CROSS BAR)
AISI 316 / A4



Item	Size	B (inch)	ØD (inch)	D1 (inch)	L (inch)	Weight (lb)	WLL (lb)
161205	3/16" x 2"	2.04	0.19	0.15	1.69	0.07	550
161206	1/4" x 2"	1.96	0.23	0.19	1.69	0.10	990
161208	5/16" x 2"	1.96	0.31	0.23	1.69	0.18	1,540

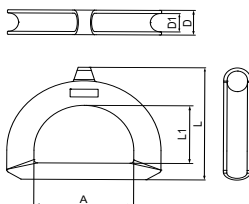


HEAVY DUTY D RING AISI 304 / A2

Model
1613



Item	Size	B (inch)	ØD (inch)	L (inch)	Weight (lb)	WLL (lb)
161300	1"	1"	0.25	1.10	0.06	1,200
161310	1-1/2"	1-1/2"	0.31	1.47	0.13	2,000
161320	2"	2"	0.38	1.86	0.24	4,000

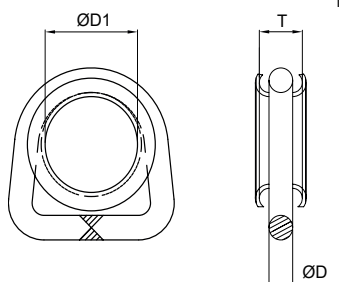


HEAVY DUTY D RING (THIMBLE) AISI 304 / A2

Model
1614



Item	Size	A (inch)	D (inch)	D1 (inch)	L (inch)	L1 (inch)	Weight (lb)	WLL (lb)
161405	3/16"	1.98	0.31	0.21	1.39	2.18	0.13	1,819
161408	5/16"	2.04	0.50	0.35	2.44	1.37	0.24	2,457
161410	3/8"	2.16	0.59	0.43	2.69	1.37	0.37	3,403




D RING (THIMBLE) AISI 316 / A4

Model
1615



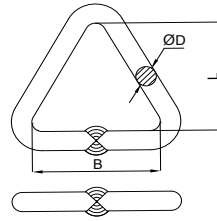
Item	Size	ØD (inch)	ØD1 (inch)	T (inch)	Weight (lb)	WLL (lb)
161501	1/4"x1-3/16"	0.24	0.92	0.43	0.08	990
161502	1/4"x2"	0.24	1.38	0.49	0.16	990
161510	5/16"x2"	0.31	1.38	0.61	0.24	1,540
161520	3/8"x2-9/16"	0.39	1.89	0.83	0.45	2,750



Model

1620

TRIANGLE RING
AISI 316 / A4

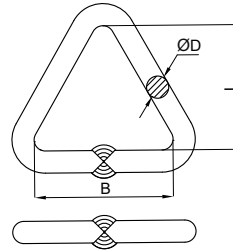


Item	Size	B (inch)	ØD (inch)	L (inch)	Weight (lb)	WLL (lb)
162001	3/16"x1-3/16"	1.18	0.19	1.18	0.03	715
162002	3/16"x1-3/4"	1.77	0.20	1.54	0.05	715
162010	1/4"x1-9/16"	1.57	0.24	1.42	0.06	1,100
162011	1/4"x2"	2.01	0.24	1.77	0.08	1,100
162020	5/16"x2"	1.97	0.31	1.77	0.15	1,540

Model

1621

TRIANGLE RING
AISI 304 / A2

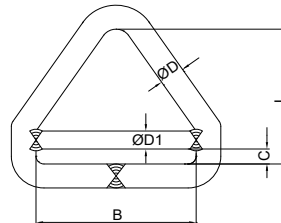


Item	Size	B (inch)	ØD (inch)	L (inch)	Weight (lb)	WLL (lb)
162101	3/16"x1-3/16"	1.18	0.19	1.18	0.03	715
162102	3/16"x1-3/4"	1.77	0.20	1.54	0.05	715
162110	1/4"x1-9/16"	1.57	0.24	1.42	0.06	1,100
162111	1/4"x2"	2.01	0.24	1.77	0.08	1,100
162120	5/16"x2"	1.97	0.31	1.77	0.15	1,540


Model

1622

TRIANGLE RING (CROSS BAR)
AISI 316 / A4

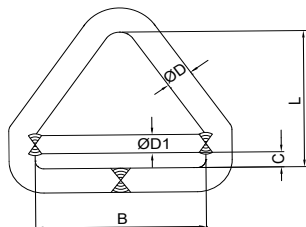


Item	Size	B (inch)	C (inch)	ØD (inch)	ØD1 (inch)	L (inch)	Weight (lb)	WLL (lb)
162205	3/16"x2"	2.05	0.20	0.20	0.20	1.77	0.09	2,860
162206	1/4"x2"	2.05	0.20	0.24	0.20	1.77	0.11	3,960
162208	5/16"x2"	2.05	0.20	0.31	0.24	1.77	0.18	6,160



TRIANGLE RING (CROSS BAR) AISI 304 / A2

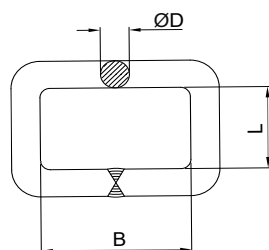
Model
1623



Item	Size	B (inch)	C (inch)	ØD (inch)	ØD1 (inch)	L (inch)	Weight (lb)	WLL. (lb)
162305	3/16" x 2"	2.05	0.20	0.20	0.20	1.77	0.09	2,860
162306	1/4" x 2"	2.05	0.20	0.24	0.20	1.77	0.11	3,960
162308	5/16" x 2"	2.05	0.20	0.31	0.24	1.77	0.18	6,160

RECTANGULAR RING AISI 304 / A2

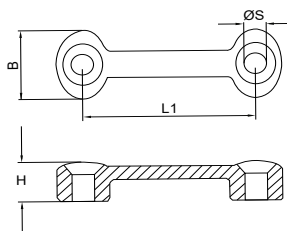
Model
1630




Item	Size	B (inch)	ØD (inch)	L (inch)	Weight (lb)	WLL. (lb)
163001	5/32" x 1"	1.02	0.15	0.59	0.01	466
163010	3/16" x 3/4"	0.78	0.19	0.47	0.02	550
163011	3/16" x 1"	1.02	0.19	0.47	0.03	550
163012	3/16" x 1-3/16"	1.25	0.19	0.70	0.03	550
163020	1/4" x 2"	2.04	0.23	1.00	0.07	825
163030	9/32" x 1-7/8"	1.85	0.27	1.18	0.09	990
163040	5/16" x 2-9/16"	2.55	0.31	1.49	0.19	1,815

WEBBING STRAP (OFFSET) AISI 316 / A4

Model
1640



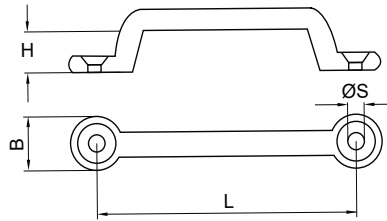
Item	Size	B (inch)	H (inch)	L1 (inch)	ØS (inch)	Weight (lb)
164025	1"	0.62	0.39	1.49	0.19	0.01



Model

1641

WEBBING STRAP (ROUND) AISI 316 / A4

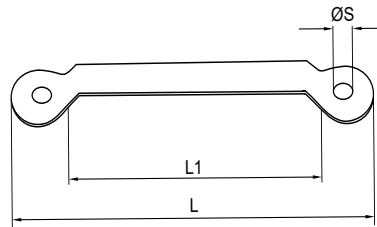


Item	Size	B (inch)	H (inch)	L (inch)	ØS (inch)	Weight (lb)
164130	1-3/16"	0.51	0.31	2.08	0.16	0.001
164140	1-9/16"	0.51	0.31	2.44	0.16	0.001

Model

1642

WEBBING STRAP (SHEET) AISI 316 / A4

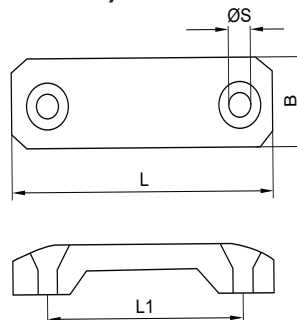


Item	Size	L (inch)	L1 (inch)	ØS (inch)	Weight (lb)
164225	1"	1.96	0.98	0.19	0.001
164240	1-9/16"	2.75	1.57	0.19	0.001
164250	2"	3.14	1.96	0.19	0.001


Model

1643

WEBBING STRAP (HEAVY) AISI 316 / A4



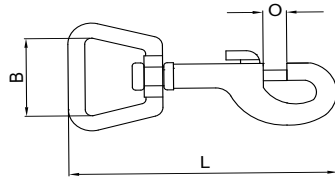
Item	Size	B (inch)	H (inch)	L (inch)	L1 (inch)	ØS (inch)	Weight (lb)
164325	1"	0.59	0.39	1.96	1.53	0.17	0.04



WEBBING BOLT SNAP AISI 316 / A4

Model

1650

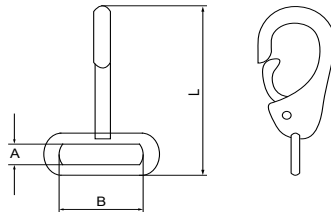


Item	Size	B (inch)	L (inch)	O (inch)	Weight (lb)	WLL (lb)
165025	1"	1.00	3.15	0.28	0.09	396

WEBBING EYE SNAP AISI 316 / A4

Model

1651

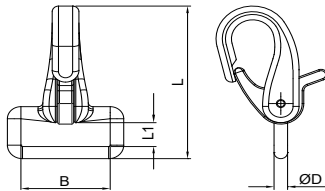


Item	Size	A (inch)	B (inch)	L (inch)	Weight (lb)
165125	1"	0.19	0.98	1.88	0.025


WEBBING EYE SNAP (SAFETY) AISI 316 / A4

Model

1652



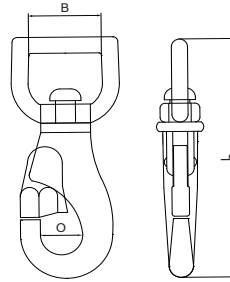
Item	Size	B (inch)	ØD (inch)	L (inch)	L1 (inch)	Weight (lb)	WLL (lb)
165225	1"	0.98	0.17	2.14	0.33	0.10	0.025
165228	1-1/8"	1.12	0.17	2.14	0.33	0.10	0.025



Model

1653

WEBBING BULL SNAP
AISI 316 / A4

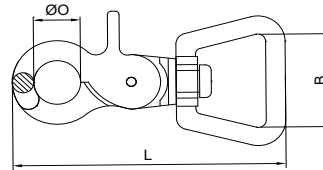


Item	Size	B (inch)	L (inch)	O (inch)	Weight (lb)	WLL. (lb)
165328	1-1/8"	1.14	4.72	0.78	0.03	356

Model

1654

TRIGGER SNAP (WEBBING)
AISI 316 / A4

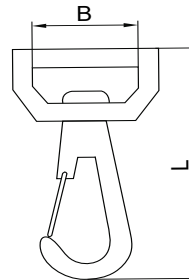


Item	Size	B (inch)	L (inch)	ØO (inch)	Weight (lb)	WLL. (lb)
165425	1"	1.00	2.75	0.47	0.10	110


Model

1655

WEBBING SWIVEL SNAP
AISI 316 / A4



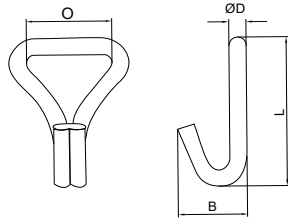
Item	Size	B (inch)	L (inch)	Weight (lb)	WLL. (lb)
165528	1"	1"	2.56	0.55	130



WEBBING HOOK (HEAVY DUTY) AISI 316 / A4

Model

1660

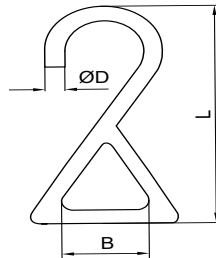


Item	Size	B (inch)	ØD (inch)	L (inch)	O (inch)	Weight (lb)
166028	1-1/8"	1.10	0.27	2.20	1.10	0.06

WEBBING HOOK AISI 316 / A4

Model

1661

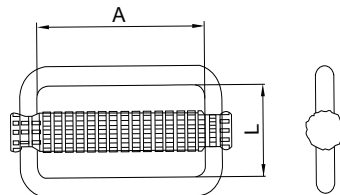


Item	Size	B (inch)	ØD (inch)	L (inch)	Weight (lb)	WLL (lb)
166125	1"	1.00	0.25	4.00	0.12	200
166150	2"	2.00	0.38	6.20	0.45	400


WEBBING BUCKLE (ADJUSTABLE) AISI 316 / A4

Model

1670



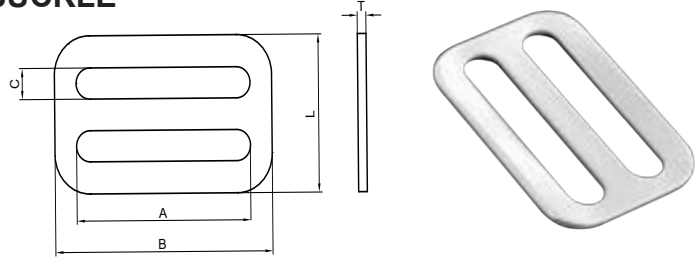
Item	Size	A (inch)	L (inch)	Weight (lb)	WLL (lb)
167025	1"	0.98	0.98	0.05	350
167040	1-9/16"	1.57	1.10	0.09	400
167050	2"	1.96	1.18	0.14	500



Model

1671

WEBBING PLATE BUCKLE AISI 316 / A4



Item	Size	A (inch)	B (inch)	C (inch)	L (inch)	T (inch)	Weight (lb)	WLL. (lb)
167125	1"	1.00	1.35	0.15	0.95	0.11	0.03	150
167150	2"	2.00	2.49	0.25	1.25	0.12	0.07	250

Model

1672

WEBBING BUCKLE (TOOTHED) AISI 316 / A4

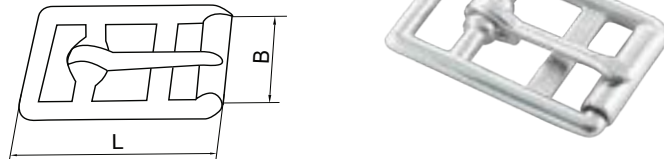


Item	Size	B (inch)	L (inch)	L1 (inch)	Weight (lb)
167250	2"	0.92	2.36	2.04	0.01

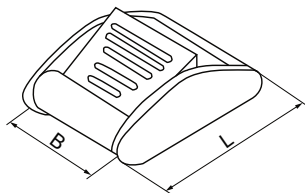

Model

1673

WEBBING BUCKLE (THORNED) AISI 316 / A4



Item	Size	B (inch)	L (inch)	Weight (lb)
167325	1"	0.98	2.08	0.04

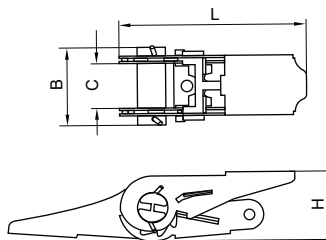


WEBBING BUCKLE
AISI 316 / A4

Model
1674



Item	Size	B (inch)	L (inch)	Weight (lb)	WLL. (lb)
167425	1"	1.00	1.74	0.10	100




RATCHET BUCKLE
AISI 304 / A2

Model
1675



Item	Size	B (inch)	C (inch)	H (inch)	L (inch)	Weight (lb)	WLL. (lb)
167525	1"	2.50	1.00	1.63	5.26	0.81	440
167540	1-9/16"	3.50	1.50	2.25	6.77	1.77	1,100
167550	2"	4.00	2.00	2.25	9.15	2.66	1,650

SHACKLE, SWIVEL & LINK

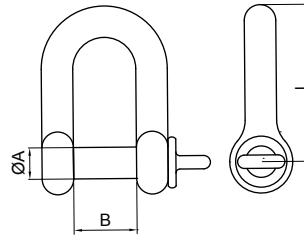


SHACKLE, SWIVEL & LINK

Model

1700

D SHACKLE (SCREW PIN) AISI 316 / A4

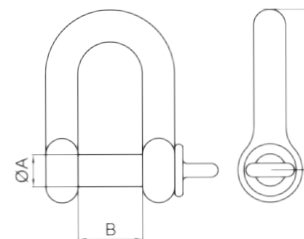


Item	Size	ØA (inch)	B (inch)	L (inch)	Pin	Weight (lb)	WLL. (lb)
170004	5/32"	0.16	0.31	0.63	Forged	0.01	301
170005	3/16"	0.20	0.39	0.79	Forged	0.03	550
170006	1/4"	0.24	0.47	0.94	Forged	0.05	935
170007	9/32"	0.28	0.55	1.10	Forged	0.08	1,100
170008	5/16"	0.31	0.63	1.26	Forged	0.12	1,540
170009	11/32"	0.35	0.71	1.42	Forged	0.17	1,925
170010	3/8"	0.39	0.79	1.57	Forged	0.25	2,475
170012	15/32"	0.47	0.94	1.89	Forged	0.42	3,300
170013	1/2"	0.51	1.02	2.05	Forged	0.54	3,575
170016	5/8"	0.63	1.26	2.52	Forged	1.02	5,500
170019	3/4"	0.75	1.50	2.99	Forged	1.66	8,250
170022	7/8"	0.87	1.73	3.46	Cast	2.48	10,450
170025	1"	0.98	1.97	3.94	Forged	3.75	12,650
170028	1-1/8"	1.10	2.20	4.41	Cast	4.99	14,300
170032	1-1/4"	1.26	2.52	5.04	Cast	7.70	20,900

Model

1701


D SHACKLE (SCREW PIN) AISI 304 / A2



Item	Size	ØA (inch)	B (inch)	L (inch)	Pin	Weight (lb)	WLL. (lb)
170104	5/32"	0.16	0.31	0.63	Forged	0.01	301
170105	3/16"	0.20	0.39	0.79	Forged	0.03	550
170106	1/4"	0.24	0.47	0.94	Forged	0.05	935
170107	9/32"	0.28	0.55	1.10	Forged	0.08	1,100
170108	5/16"	0.31	0.63	1.26	Forged	0.12	1,540
170109	11/32"	0.35	0.71	1.42	Forged	0.17	1,925
170110	3/8"	0.39	0.79	1.57	Forged	0.25	2,475
170112	15/32"	0.47	0.94	1.89	Forged	0.42	3,300
170113	1/2"	0.51	1.02	2.05	Forged	0.54	3,575
170116	5/8"	0.63	1.26	2.52	Forged	1.02	5,500
170119	3/4"	0.75	1.50	2.99	Forged	1.66	8,250
170122	7/8"	0.87	1.73	3.46	Cast	2.48	10,450
170125	1"	0.98	1.97	3.94	Forged	3.75	12,650
170128	1-1/8"	1.10	2.20	4.41	Cast	4.99	14,300
170132	1-1/4"	1.26	2.52	5.04	Cast	7.70	20,900

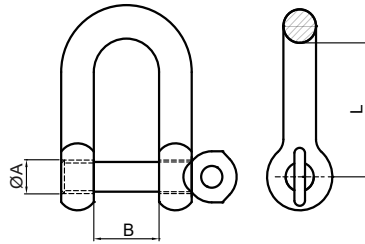
Browse the full range at www.unitedstainless.com





D SHACKLE (CAPTIVE PIN) AISI 316 / A4

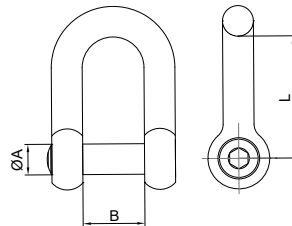
Model
1702



Item	Size	ØA (inch)	B (inch)	L (inch)	Weight (lb)	WLL. (lb)
170204	5/32"	0.17	0.31	0.63	0.02	440
170205	3/16"	0.17	0.39	0.79	0.03	550
170206	1/4"	0.21	0.47	0.94	0.05	770
170208	5/16"	0.28	0.63	1.26	0.12	990
170210	3/8"	0.35	0.79	1.57	0.23	2,200
170212	15/32"	0.42	0.94	1.89	0.38	3,410


D SHACKLE (NO SNAG PIN) AISI 316 / A4

Model
1703



Item	Size	ØA (inch)	B (inch)	L (inch)	Weight (lb)	WLL. (lb)
170304	5/32"	0.16	0.31	0.63	0.01	301
170305	3/16"	0.20	0.39	0.79	0.02	550
170306	1/4"	0.24	0.47	0.94	0.04	935
170308	5/16"	0.31	0.63	1.26	0.11	1,540
170310	3/8"	0.39	0.79	1.57	0.23	2,475
170312	15/32"	0.47	0.94	1.89	0.40	3,300
170316	5/8"	0.63	1.26	2.52	0.93	4,950

SHACKLE, SWIVEL & LINK

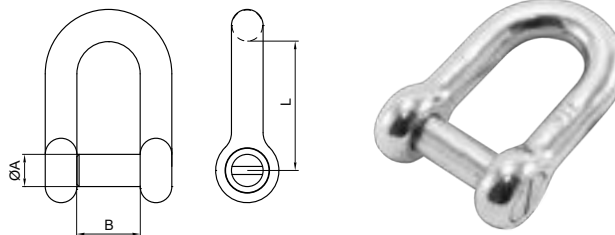


SHACKLE, SWIVEL & LINK

Model

1704

D SHACKLE (FLAT PIN)
AISI 316 / A4

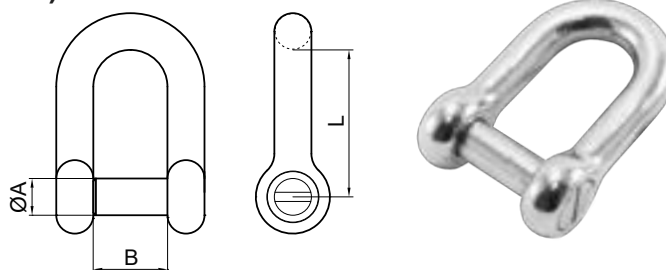


Item	Size	ØA (inch)	B (inch)	L (inch)	Weight (lb)	WLL. (lb)
170404	5/32"	0.16	0.31	0.63	0.01	301
170405	3/16"	0.20	0.39	0.79	0.02	550
170406	1/4"	0.24	0.47	0.94	0.05	935
170407	9/32"	0.28	0.55	1.10	0.07	1,100
170408	5/16"	0.31	0.63	1.26	0.11	1,540
170409	11/32"	0.35	0.71	1.42	0.16	1,925
170410	3/8"	0.39	0.79	1.57	0.23	2,475
170412	15/32"	0.47	0.94	1.89	0.40	3,300

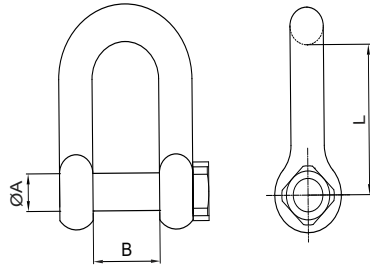

Model

1705

D SHACKLE (FLAT PIN)
AISI 304 / A2



Item	Size	ØA (inch)	B (inch)	L (inch)	Weight (lb)	WLL. (lb)
170504	5/32"	0.16	0.31	0.63	0.02	301
170505	3/16"	0.20	0.39	0.79	0.02	550
170506	1/4"	0.24	0.47	0.94	0.04	935
170507	9/32"	0.28	0.55	1.10	0.07	1,100
170508	5/16"	0.31	0.63	1.26	0.11	1,540
170509	11/32"	0.35	0.71	1.42	0.15	1,925
170510	3/8"	0.39	0.79	1.57	0.24	2,475

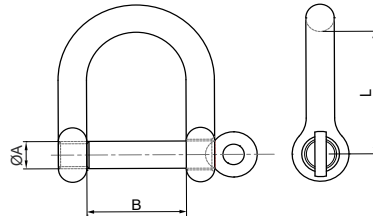


D SHACKLE (BOLT)
AISI 304 / A2

Model
1706



Item	Size	ØA (inch)	B (inch)	L (inch)	Weight (lb)	WLL. (lb)
170606	1/4"	0.24	0.47	0.94	0.05	935
170607	9/32"	0.28	0.55	1.10	0.08	1,100
170608	5/16"	0.31	0.63	1.26	0.11	1,540
170610	3/8"	0.39	0.79	1.57	0.24	2,475
170612	15/32"	0.47	0.94	1.89	0.43	3,300
170613	1/2"	0.51	1.02	2.05	0.53	3,575




WIDE D SHACKLE (SCREW PIN)
AISI 316 / A4

Model
1710



Item	Size	ØA (inch)	B (inch)	L (inch)	Weight (lb)	WLL. (lb)
171005	3/16"	0.20	0.98	0.89	0.04	411
171006	1/4"	0.24	0.94	1.42	0.07	741
171008	5/16"	0.31	1.10	1.38	0.14	1,375
171010	3/8"	0.39	1.57	2.36	0.34	1,841
171012	15/32"	0.47	1.89	2.83	0.57	2,200

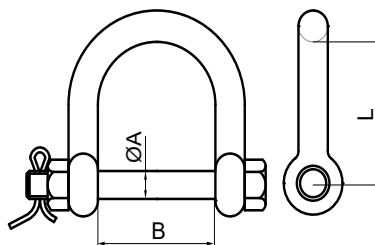
SHACKLE, SWIVEL & LINK



Model

1711

WIDE D SHACKLE (BOLT PIN)
AISI 316 / A4

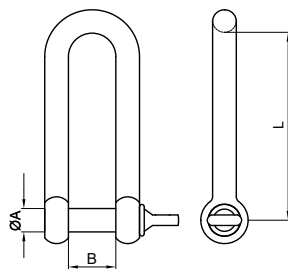


Item	Size	ØA (inch)	B (inch)	L (inch)	Weight (lb)	WLL. (lb)
171109	11/32"	0.31	1.42	1.97	0.26	1,540
171112	15/32"	0.47	2.17	2.36	0.65	2,200


Model

1720

LONG D SHACKLE (SCREW PIN)
AISI 316 / A4

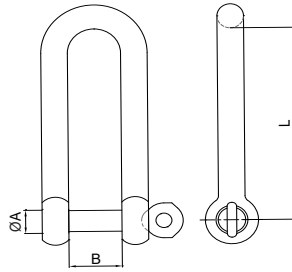


Item	Size	ØA (inch)	B (inch)	L (inch)	Weight (lb)	WLL. (lb)
172004	5/32"	0.16	0.31	1.26	0.02	275
172005	3/16"	0.20	0.39	1.57	0.04	550
172006	1/4"	0.24	0.47	1.89	0.07	935
172008	5/16"	0.31	0.63	2.52	0.18	1,375
172010	3/8"	0.39	0.79	3.15	0.35	1,925
172012	15/32"	0.47	0.94	3.78	0.61	2,970



LONG D SHACKLE (CAPTIVE PIN) AISI 316 / A4

Model
1721

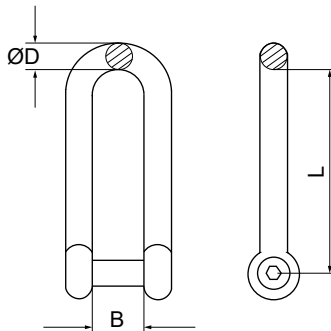


Item	Size	ØA (inch)	B (inch)	L (inch)	Weight (lb)	WLL. (lb)
172104	5/32"	0.17	0.31	1.26	0.02	275
172105	3/16"	0.17	0.39	1.57	0.04	550
172106	1/4"	0.21	0.47	1.89	0.07	935
172108	5/16"	0.28	0.63	2.52	0.18	1,375
172110	3/8"	0.35	0.79	3.15	0.34	1,925
172112	15/32"	0.42	0.94	3.78	0.56	2,970




LONG D SHACKLE (NO SNAG PIN) AISI 316 / A4

Model
1722



Item	Size	B (inch)	ØD (inch)	L (inch)	Weight (lb)	WLL. (lb)
172206	1/4"	0.49	1/4"	1.74	0.08	750
172208	5/16"	0.68	5/16"	2.31	0.19	1,000
172210	3/8"	0.78	3/8"	2.88	0.35	1,200
172212	15/32"	0.93	15/32"	3.50	0.58	1,500

SHACKLE, SWIVEL & LINK

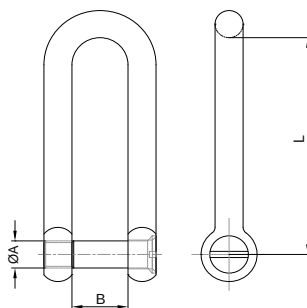


SHACKLE, SWIVEL & LINK

Model

1723

LONG D SHACKLE (FLAT PIN)
AISI 316 / A4

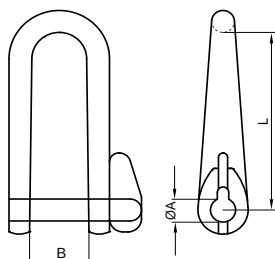


Item	Size	ØA (inch)	B (inch)	L (inch)	Weight (lb)	WLL. (lb)
172304	5/32"	0.16	0.31	1.26	0.02	275
172305	3/16"	0.20	0.39	1.57	0.04	550
172306	1/4"	0.24	0.47	1.89	0.07	935
172308	5/16"	0.31	0.63	2.52	0.18	1,375
172310	3/8"	0.39	0.79	3.15	0.35	1,925
172312	15/32"	0.47	0.94	3.78	0.62	5,170


Model

1724

LONG D SHACKLE (KEY PIN)
AISI 316 / A4

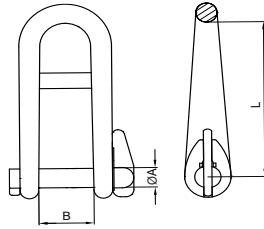


Item	Size	ØA (inch)	B (inch)	L (inch)	Weight (lb)	WLL. (lb)
172405	3/16"	0.20	0.51	1.59	0.07	550
172406	1/4"	0.24	0.63	1.81	0.11	880
172408	5/16"	0.31	0.87	2.52	0.24	1,236



HALYARD SHACKLE (KEY PIN) AISI 316 / A4

Model
1725

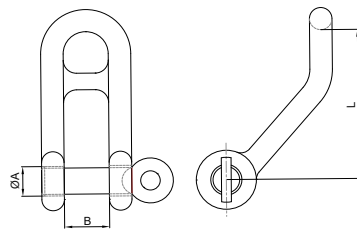


Item	Size	ØA (inch)	B (inch)	L (inch)	Weight (lb)	WLL. (lb)
172505	3/16"	0.20	0.51	1.59	0.07	550
172506	1/4"	0.24	0.63	1.81	0.11	880
172508	5/16"	0.31	0.87	2.52	0.24	1236




HEADBOARD SHACKLE (CAPTIVE PIN) AISI 316 / A4

Model
1726



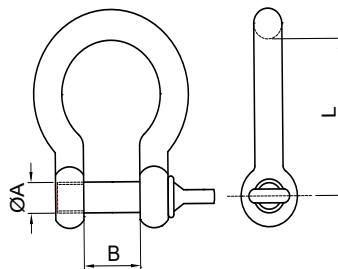
Item	Size	ØA (inch)	B (inch)	L (inch)	Weight (lb)	WLL. (lb)
172606	1/4"	0.28	0.47	0.44	0.09	1,045
172608	5/16"	0.35	0.63	0.59	0.22	2,035
172610	3/8"	0.42	0.79	0.74	0.42	2,860
172612	15/32"	0.49	0.94	0.89	0.70	3,575



Model

1730

BOW SHACKLE (SCREW PIN) AISI 316 / A4

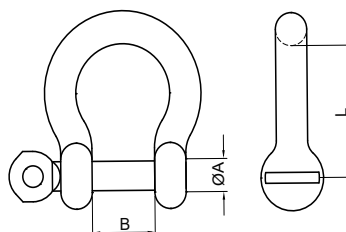


Item	Size	ØA (inch)	B (inch)	L (inch)	Weight (lb)	WLL (lb)
173004	5/32"	0.16	0.31	0.79	0.02	301
173005	3/16"	0.20	0.39	1.00	0.04	660
173006	1/4"	0.24	0.47	1.18	0.07	935
173008	5/16"	0.31	0.63	1.61	0.15	1,375
173010	3/8"	0.39	0.79	2.01	0.29	2,475
173012	15/32"	0.47	0.94	2.40	0.51	3,300
173013	1/2"	0.51	1.02	2.62	0.64	3,575
173016	5/8"	0.63	1.26	3.23	1.19	5,500
173019	3/4"	0.75	1.50	3.82	2.02	8,250
173022	7/8"	0.87	1.73	4.33	2.99	10,450
173025	1"	0.98	1.97	4.92	4.44	12,650
173028	1-1/8"	1.10	2.20	5.51	6.09	14,300
173032	1-1/4"	1.26	2.52	6.30	9.22	20,900


Model

1731

BOW SHACKLE (CAPTIVE PIN) AISI 316 / A4

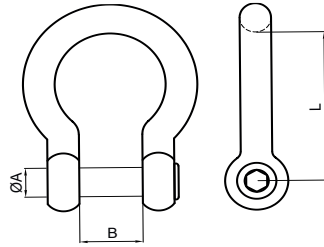


Item	Size	ØA (inch)	B (inch)	L (inch)	Weight (lb)	WLL (lb)
173104	5/32"	0.17	0.31	0.71	0.02	301
173105	3/16"	0.17	0.39	0.79	0.02	660
173106	1/4"	0.21	0.47	0.94	0.04	935
173108	5/16"	0.28	0.63	1.26	0.13	1,375
173110	3/8"	0.35	0.79	1.57	0.24	2,475
173112	15/32"	0.42	0.94	1.89	0.40	3,300



BOW SHACKLE (NO SNAG PIN) AISI 316 / A4

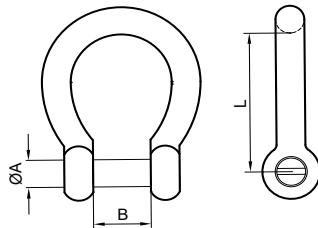
Model
1732



Item	Size	ØA (inch)	B (inch)	L (inch)	Weight (lb)	WLL. (lb)
173205	3/16"	0.20	0.39	1.00	0.04	660
173206	1/4"	0.24	0.47	1.18	0.07	935
173208	5/16"	0.31	0.63	1.61	0.13	1,375
173210	3/8"	0.39	0.79	2.01	0.26	2,475
173212	15/32"	0.47	0.94	2.40	0.46	3,300


BOW SHACKLE (FLAT PIN) AISI 316 / A4

Model
1733



Item	Size	ØA (inch)	B (inch)	L (inch)	Weight (lb)	WLL. (lb)
173306	1/4"	0.23	0.47	1.18	0.06	935
173308	5/16"	0.31	0.62	1.61	0.13	1,375
173310	3/8"	0.39	0.78	2.00	0.29	2,475
173312	15/32"	0.47	0.94	2.40	0.51	3,300

SHACKLE, SWIVEL & LINK

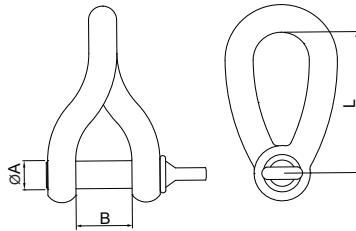


SHACKLE, SWIVEL & LINK

Model

1740

TWIST SHACKLE (SCREW PIN)
AISI 316 / A4

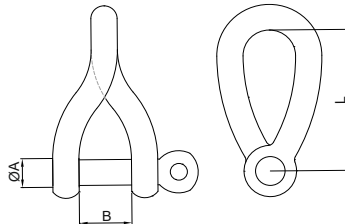


Item	Size	ØA (inch)	B (inch)	L (inch)	Weight (lb)	WLL. (lb)
174005	3/16"	0.20	0.39	1.18	0.04	605
174006	1/4"	0.24	0.47	1.42	0.07	880
174008	5/16"	0.31	0.63	1.73	0.15	1,540
174010	3/8"	0.39	0.79	2.01	0.31	2,530
174012	15/32"	0.47	0.94	2.60	0.51	3,300



Model

1741

TWIST SHACKLE (CAPTIVE PIN)
AISI 316 / A4

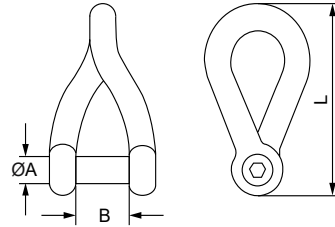


Item	Size	ØA (inch)	B (inch)	L (inch)	Weight (lb)	WLL. (lb)
174106	1/4"	0.24	0.47	1.42	0.07	880
174108	5/16"	0.31	0.63	1.73	0.15	1,540
174110	3/8"	0.39	0.79	2.01	0.31	2,530



TWIST SHACKLE (NO SNAG PIN) AISI 316 / A4

Model
1742

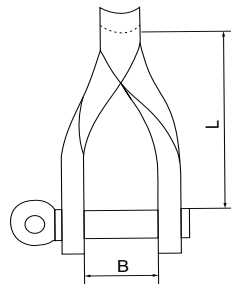


Item	Size	ØA (inch)	B (inch)	L (inch)	Weight (lb)	WLL (lb)
174206	1/4"	0.23	0.42	1.59	0.05	750
174208	5/16"	0.31	0.63	2.07	0.13	1,000
174210	3/8"	0.38	0.71	2.66	0.27	1,250
174212	15/32"	0.47	0.95	3.34	0.47	1,500




TWIST SHACKLE (FLAT) AISI 316 / A4

Model
1743



Item	Size	B (inch)	L (inch)	Weight (lb)	WLL (lb)
174304	5/32"	0.43	0.94	0.02	440
174305	3/16"	0.47	1.57	0.02	495

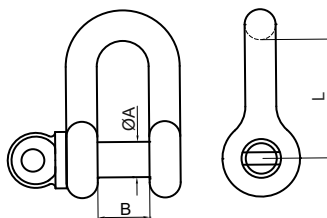
SHACKLE, SWIVEL & LINK



Model

1750

CHAIN SHACKLE (OVERSIZE SCREW PIN) AISI 316 / A4

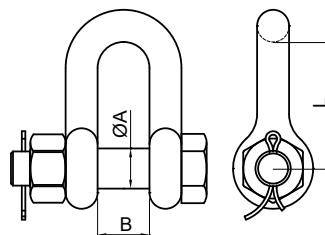


Item	Size	ØA (inch)	B (inch)	L (inch)	Weight (lb)	WLL. (lb)
175055	3/16"	0.25	0.37	0.87	0.04	686
175056	1/4"	0.31	0.47	1.02	0.09	1,320
175058	5/16"	0.37	0.53	1.18	0.15	2,255
175060	3/8"	0.43	0.63	1.46	0.26	2,640
175062	7/16"	0.49	0.81	1.73	0.44	4,015
175063	1/2"	0.62	0.81	1.97	0.62	5,445
175066	5/8"	0.75	1.06	2.36	1.21	7,150
175069	3/4"	0.87	1.19	2.76	2.02	9,900
175072	7/8"	1.00	1.50	3.35	3.12	11,000
175075	1"	1.12	1.63	3.82	4.47	12,650


Model

1751

CHAIN SHACKLE (OVERSIZE BOLT PIN) AISI 316 / A4

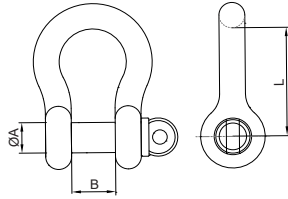


Item	Size	ØA (inch)	B (inch)	L (inch)	Weight (lb)	WLL. (lb)
175155	3/16"	0.25	0.37	0.87	0.04	686
175156	1/4"	0.31	0.47	1.02	0.11	1,320
175158	5/16"	0.37	0.53	1.18	0.18	2,255
175160	3/8"	0.44	0.63	1.46	0.33	2,695
175162	7/16"	0.50	0.81	1.73	0.53	4,015
175163	1/2"	0.62	0.81	1.97	0.79	5,445
175166	5/8"	0.75	1.06	2.36	1.47	7,150
175169	3/4"	0.87	1.19	2.76	2.44	9,900
175172	7/8"	1.00	1.50	3.35	3.81	11,000
175175	1"	1.12	1.63	3.82	5.19	12,650



ANCHOR SHACKLE (OVERSIZE SCREW PIN) AISI 316 / A4

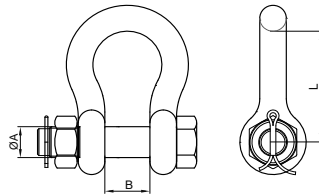
Model
1755



Item	Size	ØA (inch)	B (inch)	L (inch)	Weight (lb)	WLL. (lb)
175555	3/16"	0.25	0.37	1.00	0.04	440
175556	1/4"	0.31	0.47	1.22	0.09	880
175558	5/16"	0.37	0.53	1.44	0.15	1,760
175560	3/8"	0.43	0.63	1.65	0.29	2,750
175562	7/16"	0.49	0.81	1.94	0.44	3,630
175563	1/2"	0.62	0.81	2.19	0.64	5,060
175566	5/8"	0.75	1.06	2.69	1.23	6,600
175569	3/4"	0.87	1.19	3.31	2.09	9,240
175572	7/8"	1.00	1.50	3.94	3.28	12,760
175575	1"	1.12	1.63	4.44	4.75	16,500
175578	1-1/8"	1.24	1.81	4.25	5.80	19,000


ANCHOR SHACKLE (OVERSIZE BOLT PIN) AISI 316 / A4

Model
1756



Item	Size	ØA (inch)	B (inch)	L (inch)	Weight (lb)	WLL. (lb)
175656	1/4"	0.31	0.47	1.22	0.11	880
175658	5/16"	0.37	0.53	1.44	0.19	1,760
175660	3/8"	0.44	0.63	1.65	0.33	2,750
175662	7/16"	0.50	0.81	1.94	0.53	3,630
175663	1/2"	0.62	0.81	2.19	0.81	5,060
175666	5/8"	0.75	1.06	2.69	1.52	6,600
175669	3/4"	0.87	1.19	3.31	2.55	9,240
175672	7/8"	1.00	1.50	3.94	3.81	12,760
175675	1"	1.12	1.63	4.44	4.74	16,500

SHACKLE, SWIVEL & LINK

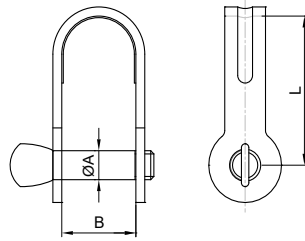


SHACKLE, SWIVEL & LINK

Model

1759

FLAT SHACKLE (STAMPED)
AISI 316 / A4

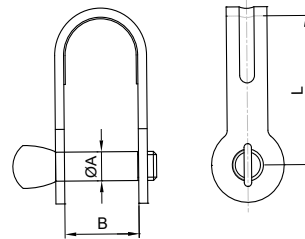


Item	Size	ØA (inch)	B (inch)	L (inch)	Weight (lb)	WLL (lb)
175904	5/32"	0.16	0.39	0.77	0.02	330
175905	3/16"	0.20	0.47	0.93	0.02	521
175906	1/4"	0.24	0.59	1.08	0.04	880
175908	5/16"	0.31	0.91	1.89	0.13	1,430

Model

1760

FLAT SHACKLE (STAMPED)
AISI 304 / A2

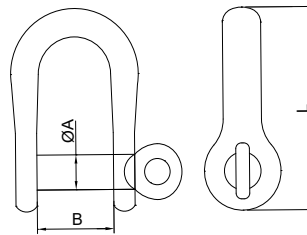


Item	Size	ØA (inch)	B (inch)	L (inch)	Weight (lb)	WLL (lb)
176004	5/32"	0.16	0.39	0.77	0.02	330
176005	3/16"	0.20	0.47	0.93	0.02	521
176006	1/4"	0.24	0.59	1.08	0.04	880
176008	5/16"	0.31	0.91	1.89	0.13	1,430

Model

1761


FLAT SHACKLE (CAST)
AISI 304 / A2



Item	Size	ØA (inch)	B (inch)	L (inch)	Weight (lb)	WLL (lb)
176104	5/32"	0.16	0.39	0.96	0.02	330
176105	3/16"	0.20	0.43	1.21	0.02	550
176106	1/4"	0.24	0.55	1.46	0.04	880
176108	5/16"	0.31	0.71	1.93	0.11	1,540

Browse the full range at www.unitedstainless.com

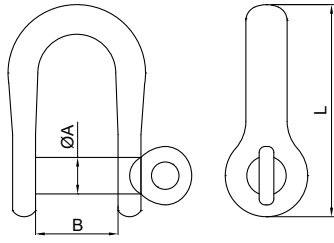




FLAT SHACKLE (BOW) AISI 304 / A2

Model

1762

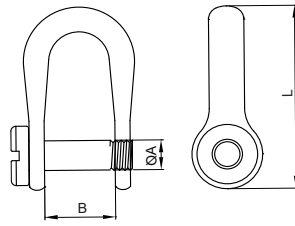


Item	Size	ØA (inch)	B (inch)	L (inch)	Weight (lb)	WLL (lb)
176205	3/16"	0.20	0.47	1.23	0.03	550
176206	1/4"	0.24	0.51	1.46	0.04	880
176208	5/16"	0.31	0.71	1.83	0.11	1,408

FLAT SHACKLE (BOW/FLAT PIN) AISI 304 / A2


Model

1763



Item	Size	ØA (inch)	B (inch)	L (inch)	Weight (lb)	WLL (lb)
176305	3/16"	0.20	0.43	0.83	0.03	522
176306	1/4"	0.24	0.55	0.98	0.05	825
176308	5/16"	0.31	0.71	1.30	0.11	1,430

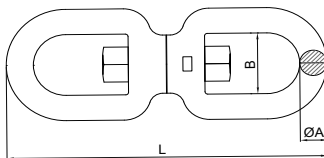
SHACKLE, SWIVEL & LINK



Model

1770

EYE/EYE SWIVEL
AISI 316 / A4

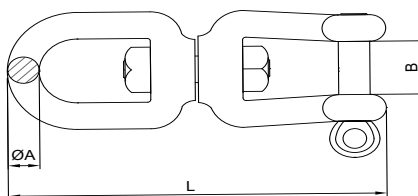


Item	Size	ØA (inch)	B (inch)	L (inch)	Weight (lb)	WLL. (lb)
177004	5/32"	0.16	0.43	1.97	0.04	247
177005	3/16"	0.20	0.51	2.32	0.07	357
177006	1/4"	0.24	0.58	2.60	0.13	660
177008	5/16"	0.31	0.81	3.70	0.30	1,045
177010	3/8"	0.35	0.87	4.02	0.38	1,925
177013	1/2"	0.51	1.22	5.98	1.26	2,750
177016	5/8"	0.63	1.50	7.40	2.16	4,675
177019	3/4"	0.75	1.65	8.78	3.46	5,500
177022	7/8"	0.87	1.85	9.45	4.99	6,325
177025	1"	0.98	2.48	11.57	8.49	7,150


Model

1771

EYE/JAW SWIVEL
AISI 316 / A4

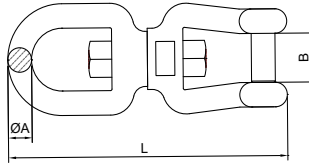


Item	Size	ØA (inch)	B (inch)	L (inch)	Weight (lb)	WLL. (lb)
177105	3/16"	0.20	0.51	2.35	0.07	356
177106	1/4"	0.24	0.47	2.60	0.13	660
177108	5/16"	0.31	0.63	3.70	0.33	1,045
177110	3/8"	0.39	0.79	4.65	0.64	1,925
177113	1/2"	0.51	1.02	5.98	1.41	2,750
177116	5/8"	0.63	1.26	7.40	2.40	4,675



EYE/JAW SWIVEL (NO SNAG PIN)
AISI 316 / A4

Model
1772

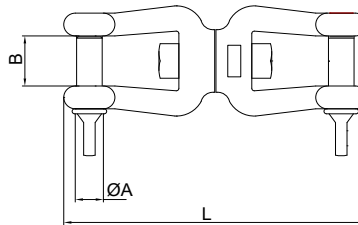


Item	Size	ØA (inch)	B (inch)	L (inch)	Weight (lb)	WLL. (lb)
177206	1/4"	0.24	0.47	2.60	0.13	660
177208	5/16"	0.31	0.63	3.70	0.31	1,045
177210	3/8"	0.39	0.79	4.65	0.61	1,925
177213	1/2"	0.51	1.02	5.98	1.36	2,750




JAW/JAW SWIVEL
AISI 316 / A4

Model
1773



Item	Size	ØA (inch)	B (inch)	L (inch)	Weight (lb)	WLL. (lb)
177306	1/4"	0.20	0.39	2.36	0.09	660
177308	5/16"	0.24	0.47	2.60	0.15	1,045
177310	3/8"	0.31	0.63	3.70	0.37	1,925
177313	1/2"	0.51	1.02	5.98	1.56	2,750
177316	5/8"	0.63	1.26	7.40	2.68	4,675
177319	3/4"	0.75	1.50	8.78	4.38	5,500

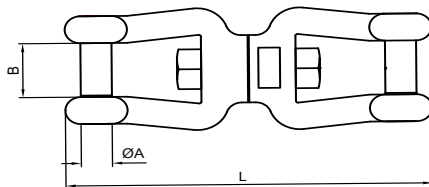
SHACKLE, SWIVEL & LINK



Model

1774

JAW/JAW SWIVEL (NO SNAG PIN)
AISI 316 / A4

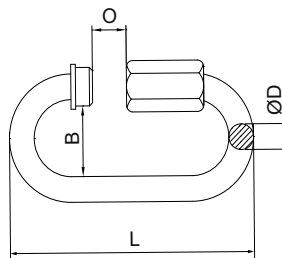


Item	Size	ØA (inch)	B (inch)	L (inch)	Weight (lb)	WLL. (lb)
177406	1/4"	0.24	0.47	2.60	0.13	660
177408	5/16"	0.31	0.63	3.70	0.35	1,045
177410	3/8"	0.39	0.79	4.65	0.68	1,925
177413	1/2"	0.51	1.02	5.98	1.45	2,750
177416	5/8"	0.63	1.26	7.40	2.49	4,675

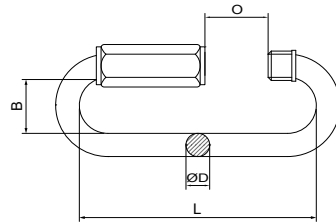

Model

1780

QUICK LINK
AISI 316 / A4



Item	Size	B (inch)	ØD (inch)	L (inch)	O (inch)	Weight (lb)	WLL. (lb)
178003	1/8"	0.38	1/8"	1.43	0.18	0.02	200
178004	5/32"	0.42	5/32"	1.60	0.23	0.02	300
178005	3/16"	0.48	3/16"	2.00	0.27	0.05	800
178006	1/4"	0.55	1/4"	2.24	0.30	0.08	1,200
178007	9/32"	0.67	9/32"	2.70	0.36	0.12	1,400
178008	5/16"	0.70	5/16"	2.90	0.44	0.16	2,000
178009	11/32"	0.74	11/32"	3.14	0.43	0.23	1,971
178010	3/8"	0.79	3/8"	3.5	0.47	0.31	3,500
178012	1/2"	0.91	1/2"	4.11	0.59	0.48	5,000
178014	9/16"	1.05	9/16"	4.80	0.67	0.83	7,700
178016	5/8"	1.20	5/8"	5.63	0.75	1.31	9,900
178019	3/4"	1.29	3/4"	6.27	0.91	1.82	11,880

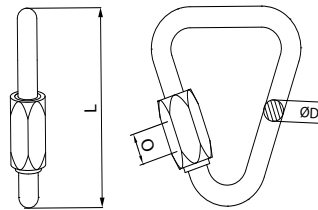


QUICK LINK (LONG) AISI 316 / A4

Model
1781



Item	Size	B (inch)	ØD (inch)	L (inch)	O (inch)	Weight (lb)	WLL. (lb)
178103	1/8"	0.39	1/8"	1.57	0.39	0.02	175
178104	5/32"	0.45	5/32"	1.77	0.45	0.03	500
178105	3/16"	0.51	3/16"	2.05	0.55	0.05	649
178106	1/4"	0.57	1/4"	2.36	0.63	0.09	873
178108	5/16"	0.69	5/16"	2.91	0.71	0.20	1,522
178110	3/8"	0.81	3/8"	3.35	0.79	0.26	2,296
178111	7/16"	0.81	7/16"	3.38	0.81	0.34	3,500
178112	1/2"	0.93	1/2"	3.86	0.91	0.53	4,800
178114	9/16"	1.05	9/16"	4.50	1.05	0.96	6,800
178116	5/8"	1.16	5/8"	5.08	1.16	1.43	8,800
178119	3/4"	1.28	3/4"	5.53	1.28	2.00	10,800




QUICK LINK (DELTA) AISI 316 / A2

Model
1782



Item	Size	ØD (inch)	L (inch)	O (inch)	Weight (lb)	WLL. (lb)
178203	1/8"	1/8"	1.40	0.23	0.02	175
178204	5/32"	5/32"	1.57	0.22	0.02	300
178205	3/16"	3/16"	1.89	0.26	0.07	400
178206	1/4"	1/4"	2.20	0.30	0.09	750
178208	5/16"	5/16"	2.87	0.39	0.20	1,400
178210	3/8"	13/32"	3.43	0.47	0.35	2,100
178212	1/2"	1/2"	4.09	0.59	0.64	3,200
178214	9/16"	9/16"	4.85	0.67	0.93	5,400
178216	5/8"	5/8"	5.53	0.75	1.40	7,000
178219	3/4"	3/4"	6.05	0.91	1.95	9,200


SHACKLE, SWIVEL & LINK



Model

1783

QUICK LINK (PEAR)
AISI 316 / A4

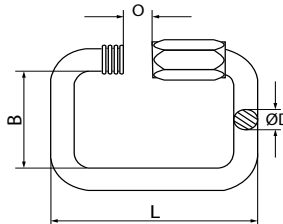


Item	Size	B (inch)	ØD (inch)	L (inch)	O (inch)	Weight (lb)	WLL (lb)
178303	1/8"	1.04	1/8"	2.10	0.34	0.02	200.0
178304	5/32"	1.26	5/32"	2.40	0.45	0.03	467.5
178305	3/16"	1.46	3/16"	2.78	0.51	0.05	742.5
178306	1/4"	1.67	1/4"	3.25	0.57	0.08	1,100.0
178308	5/16"	2.09	5/16"	3.94	0.69	0.18	1,512.5
178310	3/8"	2.48	13/32"	4.65	0.81	0.31	1,815.0
178312	1/2"	2.99	1/2"	5.67	0.93	0.48	3,025.0
178314	9/16"	3.50	9/16"	6.25	1.05	1.11	4,600.0
178316	5/8"	3.76	5/8"	6.95	1.17	1.62	5,900.0

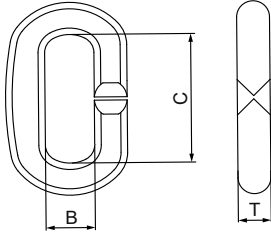

Model

1784

QUICK LINK (SQUARE)
AISI 316 / A4



Item	Size	B (inch)	ØD (inch)	L (inch)	O (inch)	Weight (lb)	WLL (lb)
178403	1/8"	1.08	1/8"	1.36	0.19	0.02	330
178404	5/32"	1.23	5/32"	1.55	0.22	0.03	440
178405	3/16"	1.47	3/16"	1.89	0.25	0.06	710
178406	1/4"	1.69	1/4"	2.15	0.30	0.09	990
178408	5/16"	1.45	5/16"	2.81	0.41	0.20	1,600
178410	3/8"	1.58	3/8"	3.13	0.44	0.27	2,100
178412	1/2"	1.97	1/2"	4.03	0.59	0.58	3,800
178414	9/16"	2.25	9/16"	4.70	0.67	0.96	5,400
178416	5/8"	2.52	5/8"	5.30	0.75	1.50	6,900

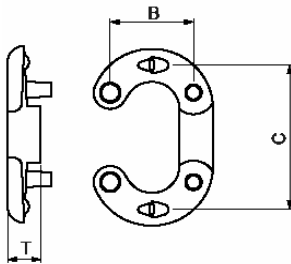


"C" CONNECTING LINK
AISI 316 / A4

Model
1790



Item	Size	B (inch)	C (inch)	T (inch)	Weight (lb)	WLL. (lb)
179005	3/16"	0.30	0.79	0.20	0.02	126.5
179006	1/4"	0.35	0.94	0.24	0.04	165.0
179008	5/16"	0.47	1.26	0.31	0.09	302.5
179009	11/32"	0.53	1.42	0.35	0.13	412.5
179010	3/8"	0.59	1.57	0.39	0.18	467.5
179011	7/16"	0.65	1.73	0.43	0.22	522.5
179013	1/2"	0.77	2.05	0.51	0.37	770.0
179016	5/8"	0.94	2.52	0.63	0.73	1,127.5
179019	3/4"	1.12	2.99	0.75	1.14	1,375.0
179022	7/8"	1.30	3.46	0.91	1.78	1,650.0
179025	1"	1.48	3.94	1.04	2.64	2,612.5




CONNECTING LINK (CAST)
AISI 316 / A4

Model
1791



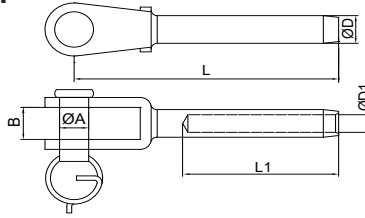
Item	Size	B (inch)	C (inch)	T (inch)	Weight (lb)	WLL. (lb)
179105	3/16"	0.33	0.67	0.20	0.02	301
179106	1/4"	0.41	0.82	0.24	0.04	440
179108	5/16"	0.47	0.94	0.31	0.07	796
179110	3/8"	0.59	1.11	0.37	0.13	1,045
179111	7/16"	0.65	1.28	0.43	0.20	1,401
179113	1/2"	0.73	1.45	0.49	0.26	1,760
179116	5/8"	0.94	1.88	0.62	0.55	3,025
179119	3/4"	1.12	2.22	0.74	0.96	4,400



Model

1800

SWAGE JAW AISI 316 / A4

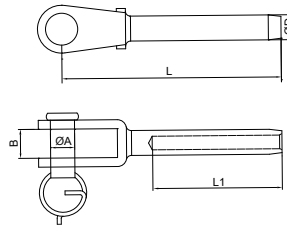


Item	Size	ØA (inch)	B (inch)	ØD (inch)	ØD1 (inch)	L (inch)	L1 (inch)	Weight (lb)	WLL (lb)
180052	3/32"	0.20	0.28	0.22	0.11	2.44	1.38	0.03	385
180053	1/8"	0.24	0.31	0.25	0.14	2.68	1.50	0.05	686
180054	5/32"	0.31	0.43	0.30	0.17	3.03	1.77	0.09	990
180055	3/16"	0.35	0.47	0.36	0.20	3.43	2.01	0.16	1,456
180056	7/32"	0.35	0.47	0.43	0.23	3.66	2.24	0.28	1,456
180057	1/4"	0.47	0.57	0.49	0.26	4.29	2.52	0.32	2,200
180058	5/16"	0.56	0.59	0.64	0.33	5.83	3.15	0.63	3,986
180060	3/8"	0.63	0.67	0.70	0.39	6.06	3.54	0.81	4,620
180063	1/2"	0.75	0.79	0.84	0.49	6.93	4.13	1.32	6,050

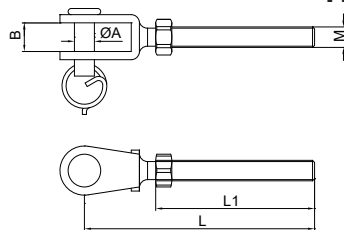

Model

1801

SWAGE JAW (SHORT) AISI 316 / A4



Item	Size	ØA (inch)	B (inch)	ØD (inch)	L (inch)	L1 (inch)	Weight (lb)	WLL (lb)
180153	1/8"	0.31	0.31	0.25	2.68	1.50	0.04	686
180154	5/32"	0.35	0.43	0.30	3.03	1.77	0.06	990

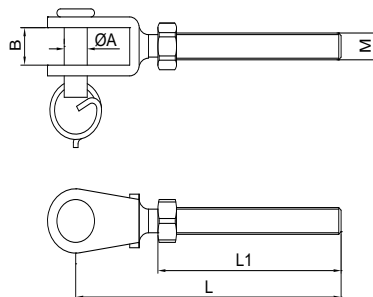


THREADED JAW (RH) AISI 316 / A4

Model
1803



Item	Size	ØA (inch)	B (inch)	L (inch)	L1 (inch)	M (thread)	Weight (lb)	WLL. (lb)
180355	3/16"UNC	0.19	0.27	2.22	1.53	3/16"UNC	0.03	136
180356	1/4"UNC	0.23	0.31	2.69	1.96	1/4"UNC	0.05	770
180358	5/16"UNC	0.31	0.43	3.14	2.24	5/16"UNC	0.11	1,210
180360	3/8"UNC	0.39	0.47	3.87	2.67	3/8"UNC	0.19	1,896
180363	1/2"UNC	0.47	0.57	4.77	3.22	1/2"UNC	0.39	2,750
180366	5/8"UNC	0.62	0.66	5.62	4.01	5/8"UNC	0.80	4,400




THREADED JAW (LH) AISI 316 / A4

Model
1804



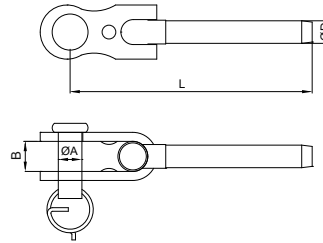
Item	Size	ØA (inch)	B (inch)	L (inch)	L1 (inch)	M (thread)	Weight (lb)	WLL. (lb)
180455	3/16"UNC	0.19	0.27	2.22	1.53	3/16"UNC	0.03	136
180456	1/4"UNC	0.23	0.31	2.69	1.96	1/4"UNC	0.05	770
180458	5/16"UNC	0.31	0.43	3.14	2.24	5/16"UNC	0.11	1,210
180460	3/8"UNC	0.39	0.47	3.87	2.67	3/8"UNC	0.19	1,896
180463	1/2"UNC	0.47	0.57	4.77	3.22	1/2"UNC	0.39	2,750
180466	5/8"UNC	0.62	0.66	5.62	4.01	5/8"UNC	0.80	4,400



Model

1810

SWAGE TOGGLE AISI 316 / A4

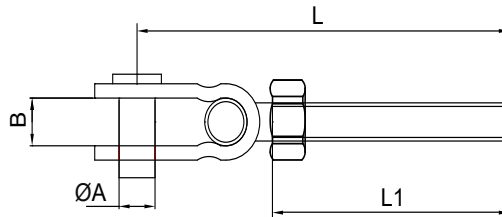


Item	Size	ØA (inch)	B (inch)	ØD (inch)	L (inch)	Weight (lb)	WLL. (lb)
181052	3/32"	0.20	0.24	0.22	2.48	0.04	220
181053	1/8"	0.24	0.28	0.25	2.72	0.06	367
181054	5/32"	0.31	0.39	0.30	3.19	0.13	770
181055	3/16"	0.35	0.47	0.36	3.70	0.22	935
181057	1/4"	0.47	0.51	0.49	4.53	0.38	2,200
181058	5/16"	0.63	0.67	0.64	5.79	0.85	3,850
181060	3/8"	0.75	0.79	0.70	6.65	1.40	4,125


Model

1812

THREADED TOGGLE (RH) AISI 316 / A4



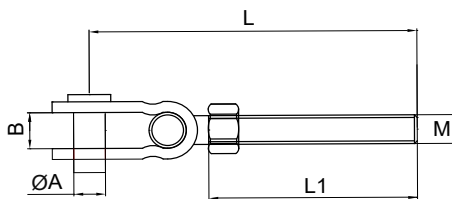
Item	Size	ØA (inch)	B (inch)	L (inch)	L1 (inch)	Weight (lb)	WLL. (lb)
181255	3/16"UNC	0.19	0.23	2.48	1.65	0.03	275
181256	1/4"UNC	0.23	0.27	2.83	1.88	0.07	495
181258	5/16"UNC	0.31	0.39	3.46	2.20	0.15	906
181260	3/8"UNC	0.35	0.47	4.17	2.63	0.29	1,375
181263	1/2"UNC	0.47	0.51	4.92	3.18	0.46	2,035
181266	5/8"UNC	0.62	0.66	6.37	4.05	1.26	3,821
181269	3/4"UNC	0.74	0.78	7.32	4.52	1.69	5,500



THREADED TOGGLE (LH) AISI 316 / A4

Model

1813



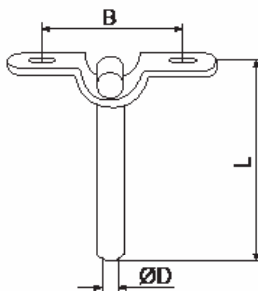
Item	Size	ØA (inch)	B (inch)	L (inch)	L1 (inch)	Weight (lb)	WLL. (lb)
181355	3/16"UNC	0.19	0.23	2.48	1.65	0.03	275
181356	1/4"UNC	0.23	0.27	2.83	1.88	0.07	495
181358	5/16"UNC	0.31	0.39	3.46	2.20	0.15	906
181360	3/8"UNC	0.35	0.47	4.17	2.63	0.29	1,375
181363	1/2"UNC	0.47	0.51	4.92	3.18	0.46	2,035
181366	5/8"UNC	0.62	0.66	6.37	4.05	1.26	3,821
181369	3/4"UNC	0.74	0.78	7.32	4.52	1.69	5,500




SWAGE WALL MOUNT TOGGLE AISI 316 / A4

Model

1814



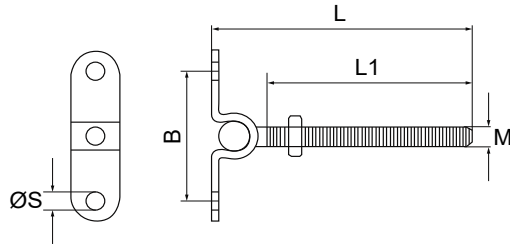
Item	Size	B (inch)	ØD (inch)	L (inch)	Weight (lb)
181453	1/8"	1.37	0.11	2.08	0.03
181454	5/32"	1.37	0.15	2.48	0.04
181455	3/16"	1.57	0.19	2.57	0.07
181456	1/4"	1.96	0.23	3.11	0.13



Model

1816

THREADED WALL MOUNT TOGGLE (RH) AISI 316 / A4

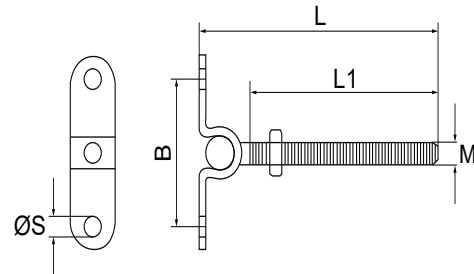


Item	Size	B (inch)	L (inch)	L1 (inch)	M (thread)	ØS (inch)	Weight (lb)
181656	1/4"	1.62	2.98	2.40	1/4"	0.24	0.09
181658	5/16"	2.00	3.29	2.52	5/16"	0.33	0.16
181660	3/8"	2.22	3.61	2.65	3/8"	0.41	0.23

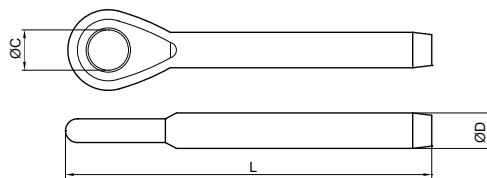

Model

1817

THREADED WALL MOUNT TOGGLE (LH) AISI 316 / A4



Item	Size	B (inch)	L (inch)	L1 (inch)	M (thread)	ØS (inch)	Weight (lb)	WLL. (lb)
181756	1/4"	1.62	2.98	2.40	1/4"	0.24	0.09	120
181758	5/16"	2.00	3.29	2.52	5/16"	0.33	0.16	64
181760	3/8"	2.22	3.61	2.65	3/8"	0.41	0.23	48

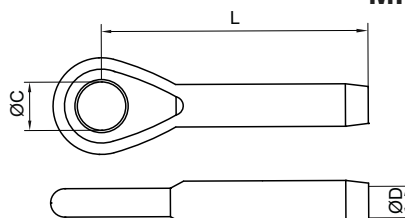


SWAGE EYE AISI 316 / A4

Model
1820



Item	Size	ØC (inch)	ØD (inch)	L (inch)	Weight (lb)	WLL (lb)
182052	3/32"	0.22	0.25	2.20	0.02	466
182053	1/8"	0.26	0.30	2.44	0.02	550
182054	5/32"	0.33	0.30	3.03	0.04	741
182055	3/16"	0.41	0.36	3.43	0.08	1,375
182056	7/32"	0.31	0.43	3.85	0.13	1,375
182057	1/4"	0.51	0.49	4.23	0.18	2,475
182058	5/16"	0.57	0.64	5.24	0.37	3,685
182060	3/8"	0.64	0.70	6.28	0.55	4,290
182063	1/2"	0.76	0.84	7.09	0.77	4,950




MINI EYE SWAGE AISI 316 / A4

Model
1821



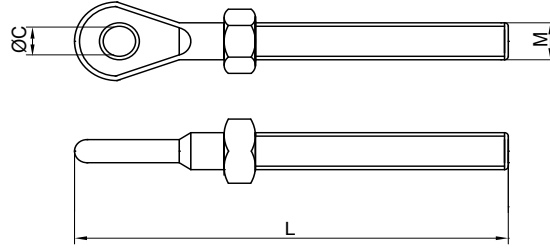
Item	Size	ØC (inch)	ØD (inch)	L (inch)	Weight (lb)	WLL (lb)
182153	1/8"	0.25	0.11	1.57	0.02	550
182154	5/32"	0.33	0.15	2.04	0.04	741
182155	3/16"	3.74	0.19	2.44	0.08	1,375
182156	1/4"	0.51	0.23	2.95	0.18	2,475



Model

1822

THREADED EYE (RH) AISI 316 / A4

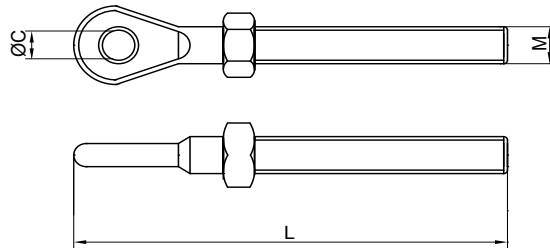


Item	Size	ØC (inch)	L (inch)	M (thread)	Weight (lb)	WLL. (lb)
182256	1/4"	0.21	2.67	1/4"	0.04	550
182258	5/16"	0.25	2.67	5/16"	0.07	1,210
182260	3/8"	0.33	3.40	3/8"	0.14	1,650
182263	1/2"	0.42	4.01	1/2"	0.23	2,750

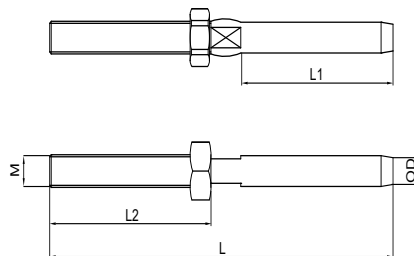

Model

1823

THREADED EYE (LH) AISI 316 / A4



Item	Size	ØC (inch)	L (inch)	M (thread)	Weight (lb)	WLL. (lb)
182356	1/4"	0.21	2.67	1/4"	0.04	550
182358	5/16"	0.25	2.67	5/16"	0.07	1,210
182360	3/8"	0.33	3.40	3/8"	0.14	1,650
182363	1/2"	0.42	4.01	1/2"	0.23	2,750




SWAGE STUD (RH) AISI 316 / A4

Model
1830



Item	Size	L (inch)	L1 (inch)	L2 (inch)	M (thread)	OD (inch)	Weight (lb)
183050	3/32" x 3/16"UNC	3.39	1.38	1.57	3/16"UNC	0.22	0.02
183055	1/8" x 3/16"UNC	3.54	1.46	1.61	3/16"UNC	0.25	0.04
183056	1/8" x 1/4"UNC	3.82	1.46	1.89	1/4"UNC	0.25	0.05
183060	5/32" x 1/4"UNC	4.25	1.89	1.89	1/4"UNC	0.30	0.06
183061	5/32" x 5/16"UNC	4.57	1.89	2.20	5/16"UNC	0.30	0.08
183065	3/16" x 5/16"UNC	4.76	2.09	2.20	5/16"UNC	0.36	0.10
183066	3/16" x 3/8"UNC	5.20	2.09	2.64	3/8"UNC	0.36	0.13
183070	1/4" x 3/8"UNC	5.83	2.56	2.64	3/8"UNC	0.49	0.21
183071	1/4" x 1/2"UNC	6.38	2.48	3.11	1/2" UNC	0.49	0.31
183075	5/16" x 1/2"UNC	7.17	3.27	3.19	1/2"UNC	0.63	0.45
183076	5/16" x 5/8"UNC	8.43	3.15	4.02	5/8"UNC	0.63	0.68
183080	3/8" x 5/8"UNC	8.46	3.54	4.13	5/8"UNC	0.70	0.71
183081	3/8" x 3/4"UNC	8.86	3.94	4.13	3/4"UNC	0.70	0.97
183085	1/2" x 3/4"UNC	9.96	4.69	4.57	3/4"UNC	0.84	1.15
183090	5/8" x 7/8"UNC	7.87	3.93	3.14	7/8"UNC	0.31	0.31
183091	5/8" x 1"UNC	15.23	7.55	6.69	1"UNC	0.55	1.31
183095	3/4" x 1"UNC	9.05	4.37	4.68	1"UNC	0.39	3.31
183096	3/4" x 1-1/4"UNC	9.64	4.92	4.72	1-1/4"UNC	0.47	4.41

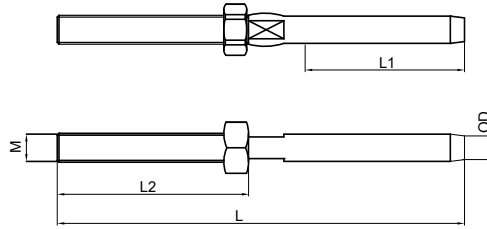
TERMINALS




Model

1831

SWAGE STUD (LH)
AISI 316 / A4

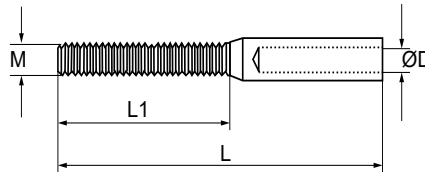


Item	Size	L (inch)	L1 (inch)	L2 (inch)	M (thread)	OD (inch)	Weight (lb)
183150	3/32" x 3/16"UNC	3.39	1.38	1.57	3/16"UNC	0.22	0.02
183155	1/8" x 3/16"UNC	3.54	1.46	1.61	3/16"UNC	0.25	0.04
183156	1/8" x 1/4"UNC	3.82	1.46	1.89	1/4" UNC	0.25	0.05
183160	5/32" x 1/4"UNC	4.25	1.89	1.89	1/4"UNC	0.30	0.06
183161	5/32" x 5/16"UNC	4.57	1.89	2.20	5/16"UNC	0.30	0.08
183165	3/16" x 5/16"UNC	4.76	2.09	2.20	5/16"UNC	0.36	0.10
183166	3/16" x 3/8"UNC	5.20	2.09	2.64	3/8"UNC	0.36	0.13
183170	1/4" x 3/8"UNC	5.83	2.56	2.64	3/8"UNC	0.49	0.21
183171	1/4" x 1/2"UNC	6.38	2.48	3.11	1/2" UNC	0.49	0.31
183175	5/16" x 1/2"UNC	7.17	3.27	3.19	1/2"UNC	0.63	0.45
183176	5/16" x 5/8"UNC	8.43	3.15	4.02	5/8"UNC	0.63	0.68
183180	3/8" x 5/8"UNC	8.46	3.54	4.13	5/8"UNC	0.70	0.71
183181	3/8" x 3/4"UNC	8.86	3.94	4.13	3/4"UNC	0.70	0.97
183185	1/2" x 3/4"UNC	9.96	4.69	4.57	3/4"UNC	0.84	1.15
183190	5/8" x 7/8"UNC	7.87	3.93	3.14	7/8"UNC	0.31	0.31
183191	5/8" x 1"UNC	15.23	7.55	6.69	1"UNC	0.55	1.31
183195	3/4" x 1"UNC	9.05	4.37	4.68	1"UNC	0.39	3.31
183196	3/4" x 1-1/4"UNC	9.64	4.92	4.72	1-1/4"UNC	0.47	4.41



MINI SWAGE STUD (RH) AISI 316 / A4

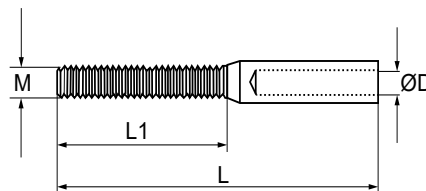
Model
1836



Item	Size	ØD (inch)	L (inch)	L1 (inch)	M (inch)	Weight (lb)
183654	5/32" x 1/4"UNC	5/32"	2.63	1.39	1/4"	0.03

MINI SWAGE STUD (LH) AISI 316 / A4

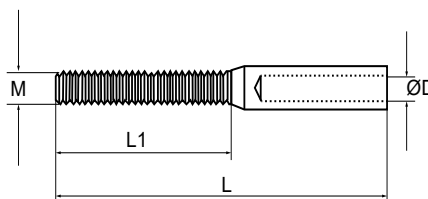
Model
1837




Item	Size	ØD (inch)	L (inch)	L1 (inch)	M (thread)	Weight (lb)
183754	5/32" x 1/4"UNC	5/32"	2.63	1.39	1/4"	0.03

EXTRA LONG MINI SWAGE STUD (RH) AISI 316 / A4

Model
1838

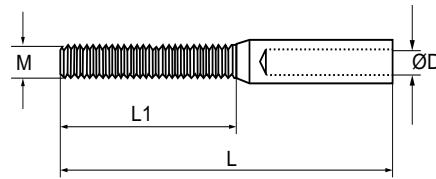


Item	Size	ØD (inch)	L (inch)	L1 (inch)	M (thread)	Weight (lb)
183853	1/8" x 1/4"UNC	1/8"	4.00	2.25	1/4"	0.04
183854	5/32" x 1/4"UNC	5/32"	4.00	2.25	1/4"	0.05
183855	3/16" x 1/4"UNC	3/16"	4.00	2.25	1/4"	0.05



Model
1839

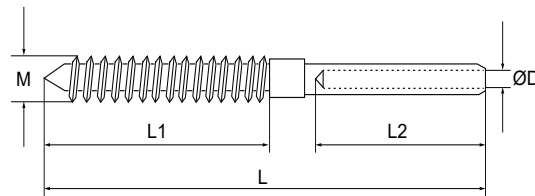
EXTRA LONG MINI SWAGE STUD (LH)
AISI 316 / A4




Item	Size	ØD (inch)	L (inch)	L1 (inch)	M (thread)	Weight (lb)
183953	1/8" x 1/4"UNC	1/8"	4.00	2.25	1/4"	0.04
183954	5/32" x 1/4"UNC	5/32"	4.00	2.25	1/4"	0.05
183955	3/16" x 1/4"UNC	3/16"	4.00	2.25	1/4"	0.05

Model
1842

LAG SWAGE STUD (RH)
AISI 316 / A4



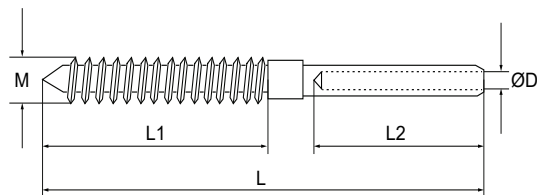
Item	Size	ØD (inch)	L (inch)	L1 (inch)	L2 (inch)	M (thread)	Weight (lb)
184253	1/8"	0.19	4.01	1.96	1.49	1/4"	0.03
184255	3/16"	0.19	4.40	2.08	1.88	1/4"	0.05



LAG SWAGE STUD (LH) AISI 316 / A4

Model

1843

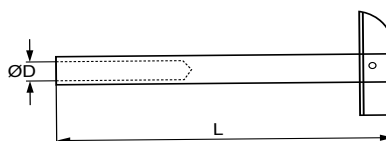


Item	Size	ØD (inch)	L (inch)	L1 (inch)	L2 (inch)	M (thread)	Weight (lb)
184353	1/8"	0.19	4.01	1.96	1.49	1/4"	0.03
184355	3/16"	0.19	4.40	2.08	1.88	1/4"	0.05


DROP PIN SWAGE STUD AISI 316 / A4

Model

1846

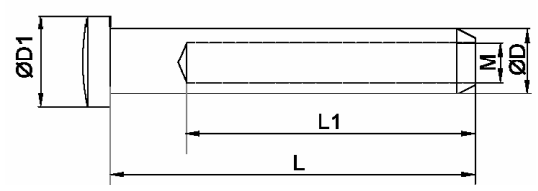


Item	Size	ØD (inch)	L (inch)	Weight (lb)
184653	1/8"	3.17	4.00	0.06
184655	3/16"	4.76	4.00	0.10



Model
1850

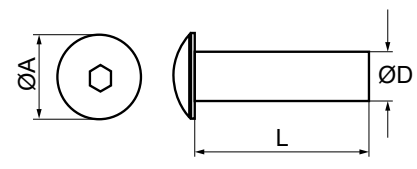
SWAGE DOMEHEAD
AISI 316 / A4




Item	Size	ØD (inch)	ØD1 (inch)	L (inch)	L1 (inch)	M (thread)	Weight (lb)
185053	1/8"	0.21	0.31	1.37	0.98	1/8"	0.04
185054	5/32"	0.25	0.39	1.37	0.98	5/32"	0.04
185055	3/16"	0.31	0.45	1.57	1.18	3/16"	0.02
185056	1/4"	0.43	0.55	1.77	1.57	1/4"	0.07

Model
1852

SWAGE STEM BALL
AISI 316 / A4

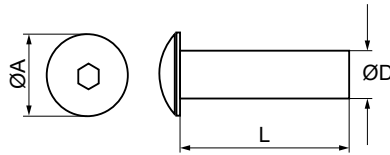


Item	Size	ØA (inch)	ØD (inch)	L (inch)	Weight (lb)
185253	1/8"	0.31	0.21	1.27	0.03
185254	5/32"	0.39	0.25	1.25	0.05
185255	3/16"	0.45	0.29	1.49	0.08
185256	1/4"	0.55	0.35	1.90	0.16
185258	5/16"	0.70	0.49	2.44	0.35



INTERNAL THREADED DOMEHEAD (HEX) AISI 316 / A4

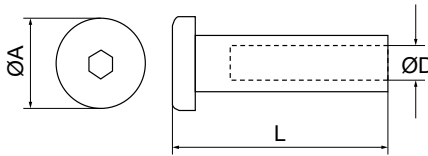
Model
1860




Item	Size	ØA (inch)	ØD (inch)	L (inch)	Weight (lb)
186010	1/4"UNC	0.70	0.38	2-3/16"	0.02
186056	5/16"UNC	0.70	0.48	2-3/16"	0.02
186058	3/8"UNC	0.70	0.48	2-3/16"	0.07

INTERNAL THREADED CAPHEAD (HEX) AISI 316 / A4

Model
1862



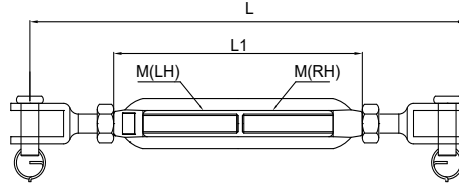
Item	Size	ØA (inch)	ØD (inch)	L (inch)	Weight (lb)
186256	1/4"UNC	0.70	0.38	2-3/16"	0.02



Model

1900

JAW-JAW TURNBUCKLE AISI 316 / A4

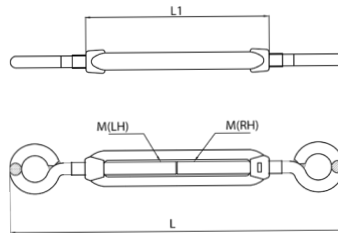


Item	Size	L (inch)	L1 (inch)	M (thread)	Accessory	Weight (lb)	WLL (lb)
190055	3/16"UNC	4.48	2.75	3/16"UNC	Ring	0.11	411
190056	1/4"UNC	5.39	3.54	1/4"UNC	Ring	0.21	770
190058	5/16"UNC	7.04	4.72	5/16"UNC	Ring	0.42	1,210
190060	3/8"UNC	8.66	5.90	3/8"UNC	Ring	0.70	1,896
190063	1/2"UNC	11.60	7.87	1/2"UNC	Ring	1.43	2,750
190066	5/8"UNC	12.91	7.87	5/8"UNC	Cotter pin	2.53	4,400
190069	3/4"UNC	17.16	11.81	3/4"UNC	Cotter pin	4.81	5,775

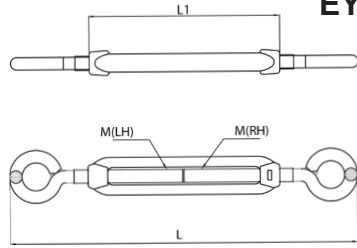

Model

1901

EYE-EYE TURNBUCKLE AISI 316 / A4



Item	Size	L (inch)	L1 (inch)	M (thread)	Weight (lb)	WLL (lb)
190155	3/16"UNC	4.88	2.76	3/16"UNC	0.08	356
190156	1/4"UNC	6.06	3.54	1/4"UNC	0.19	715
190158	5/16"UNC	8.27	4.72	5/16"UNC	0.35	1,155
190160	3/8"UNC	10.12	5.91	3/8"UNC	0.63	1,375
190163	1/2"UNC	12.80	7.87	1/2"UNC	1.31	2,475
190166	5/8"UNC	15.35	9.84	5/8"UNC	2.52	3,685
190169	3/4"UNC	20.08	11.81	3/4"UNC	4.40	5,775

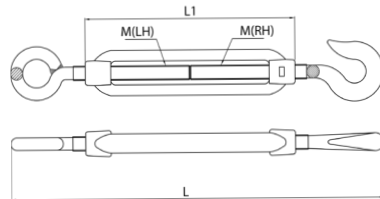


EYE-EYE TURNBUCKLE AISI 304 / A2

Model
1902



Item	Size	L (inch)	L1 (inch)	M (thread)	Weight (lb)	WLL (lb)
190255	3/16"UNC	4.88	2.76	3/16"UNC	0.08	356
190256	1/4"UNC	6.06	3.54	1/4"UNC	0.19	715
190258	5/16"UNC	8.27	4.72	5/16"UNC	0.35	1,155
190260	3/8"UNC	10.12	5.91	3/8"UNC	0.63	1,375
190263	1/2"UNC	12.80	7.87	1/2"UNC	1.31	2,475
190266	5/8"UNC	15.35	9.84	5/8"UNC	2.52	3,685
190269	3/4"UNC	20.08	11.81	3/4"UNC	4.40	5,775




HOOK-EYE TURNBUCKLE AISI 316 / A4

Model
1903



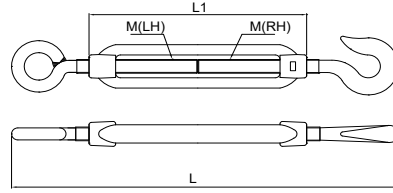
Item	Size	L (inch)	L1 (inch)	M (thread)	Weight (lb)	WLL (lb)
190355	3/16"UNC	4.88	2.76	3/16"UNC	0.08	70
190356	1/4"UNC	6.06	3.54	1/4"UNC	0.18	191
190358	5/16"UNC	8.27	4.72	5/16"UNC	0.36	356
190360	3/8"UNC	10.12	5.91	3/8"UNC	0.61	440
190363	1/2"UNC	12.80	7.87	1/2"UNC	1.28	770
190366	5/8"UNC	15.35	9.84	5/8"UNC	0.36	356
190369	3/4"UNC	20.08	11.81	3/4"UNC	4.13	1,925



Model

1904

HOOK-EYE TURNBUCKLE AISI 304 / A2

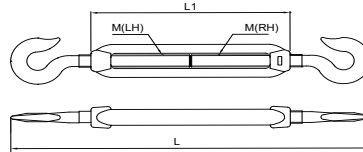


Item	Size	L (inch)	L1 (inch)	M (thread)	Weight (lb)	WLL. (lb)
190455	3/16"UNC	4.88	2.76	3/16"UNC	0.09	71.5
190456	1/4"UNC	6.38	3.54	1/4"UNC	0.20	192.5
190458	5/16"UNC	8.27	4.72	5/16"UNC	0.35	357.5
190460	3/8"UNC	10.08	5.91	3/8"UNC	0.62	440.0
190463	1/2"UNC	12.99	7.87	1/2"UNC	1.28	770.0
190466	5/8"UNC	15.75	9.84	5/8"UNC	2.44	1,320.0
190469	3/4"UNC	19.49	11.81	3/4"UNC	4.14	1,925.0


Model

1905

HOOK-HOOK TURNBUCKLE AISI 316 / A4

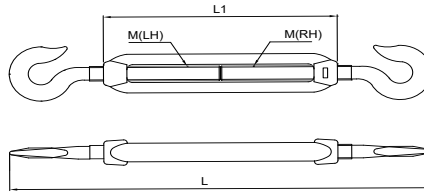


Item	Size	L (inch)	L1 (inch)	M (thread)	Weight (lb)	WLL. (lb)
190555	3/16"UNC	4.88	2.76	3/16"UNC	0.08	70
190556	1/4"UNC	6.69	3.54	1/4"UNC	0.18	191
190558	5/16"UNC	8.19	4.72	5/16"UNC	0.35	356
190560	3/8"UNC	10.47	5.91	3/8"UNC	0.59	440
190563	1/2"UNC	13.19	7.87	1/2"UNC	1.22	770
190566	5/8"UNC	16.34	9.84	5/8"UNC	2.39	1,320
190569	3/4"UNC	19.09	11.81	3/4"UNC	4.09	1,925



HOOK-HOOK TURNBUCKLE AISI 304/ A2

Model
1906

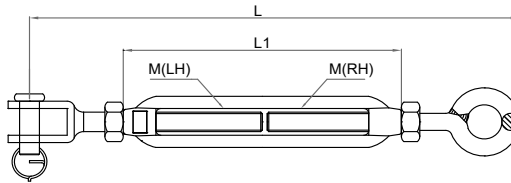


Item	Size	L (inch)	L1 (inch)	M (thread)	Weight (lb)	WLL. (lb)
190655	3/16"UNC	4.88	2.76	3/16"UNC	0.08	70
190656	1/4"UNC	6.69	3.54	1/4"UNC	0.18	191
190658	5/16"UNC	8.19	4.72	5/16"UNC	0.35	356
190660	3/8"UNC	10.47	5.91	3/8"UNC	0.59	440
190663	1/2"UNC	13.19	7.87	1/2"UNC	1.22	770
190666	5/8"UNC	16.34	9.84	5/8"UNC	2.39	1,320
190669	3/4"UNC	19.09	11.81	3/4"UNC	4.09	1,925




JAW-EYE TURNBUCKLE AISI 316 / A4

Model
1909



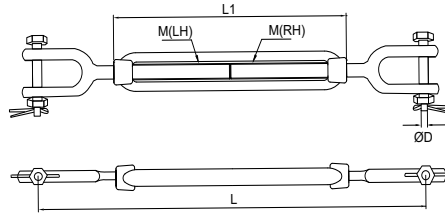
Item	Size	L (inch)	L1 (inch)	M (thread)	Weight (lb)	WLL. (lb)
190905	M5	4.72	2.76	M5	0.14	374
190906	M6	5.71	3.54	M6	0.20	825
190908	M8	7.48	2.62	M8	0.41	1,265
190910	M10	9.25	5.91	M10	0.67	1,705
190912	M12	12.20	7.87	M12	1.36	2,420
190916	M16	15.55	5.41	M16	2.78	4,400
190920	M20	18.62	11.81	M20	4.62	6,050
190955	3/16"UNC	4.72	2.76	3/16"UNC	0.14	374
190956	1/4"UNC	5.71	3.54	1/4"UNC	0.20	825
190958	5/16"UNC	7.48	4.72	5/16"UNC	0.41	1,265
190960	3/8"UNC	9.25	5.91	3/8"UNC	0.67	1,705
190963	1/2"UNC	12.20	7.87	1/2"UNC	1.36	2,420
190966	5/8"UNC	14.17	9.84	5/8"UNC	2.78	4,400
190969	3/4"UNC	18.62	11.81	3/4"UNC	4.62	6,050



Model

1920

JAW-JAW TURNBUCKLE (US TYPE)
AISI 316 / A4

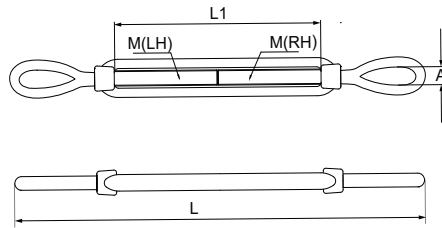


Item	Size	ØD (inch)	L (inch)	L1 (inch)	M (thread)	Weight (lb)	WLL. (lb)
192056	1/4"UNC	0.25	7.75	4.00	1/4"UNC	0.40	500
192058	5/16"UNC	0.25	9.00	4.50	5/16"UNC	0.59	800
192060	3/8"UNC	0.31	10.63	6.00	3/8"UNC	0.94	1,200
192063	1/2"UNC	0.38	12.00	6.00	1/2"UNC	1.74	2,200


Model

1921

EYE-EYE TURNBUCKLE (US TYPE)
AISI 316 / A4

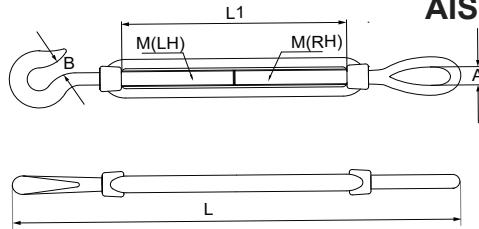


Item	Size	A (inch)	L (inch)	L1 (inch)	M (thread)	Weight (lb)	WLL. (lb)
192156	1/4"UNC	0.33	8.00	4.00	1/4"UNC	0.29	500
192158	5/16"UNC	0.41	9.25	4.50	5/16"UNC	0.52	800
192160	3/8"UNC	0.50	11.50	6.00	3/8"UNC	0.80	1,200
192163	1/2"UNC	0.75	13.00	6.00	1/2"UNC	1.44	2,200



HOOK-EYE TURNBUCKLE (US TYPE) AISI 316 / A4

Model
1922

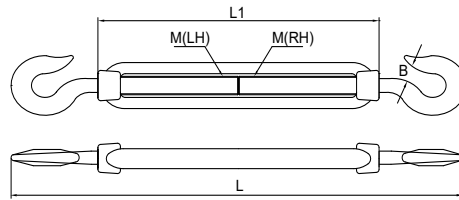


Item	Size	A (inch)	B (inch)	L (inch)	L1 (inch)	M (thread)	Weight (lb)	WLL (lb)
192256	1/4"UNC	0.33	0.39	7.50	4.00	1/4"UNC	0.26	300
192258	5/16"UNC	0.41	0.44	8.50	4.50	5/16"UNC	0.47	500
192260	3/8"UNC	0.51	0.52	10.75	6.00	3/8"UNC	0.73	750
192263	1/2"UNC	0.75	0.55	12.00	6.00	1/2"UNC	1.36	1,050




HOOK-HOOK TURNBUCKLE (US TYPE) AISI 316 / A4

Model
1923



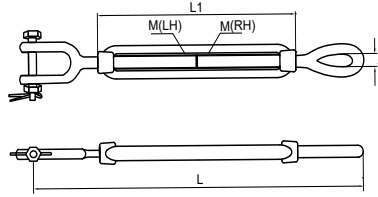
Item	Size	B (inch)	L (inch)	L1 (inch)	M (thread)	Weight (lb)	WLL (lb)
192356	1/4"UNC	0.39	6.87	4.00	1/4"UNC	0.22	300
192358	5/16"UNC	0.44	7.75	4.50	5/16"UNC	0.35	500
192360	3/8"UNC	0.52	10.37	6.00	3/8"UNC	0.60	750
192363	1/2"UNC	0.55	10.50	6.00	1/2"UNC	1.10	1,050



Model

1924

JAW-EYE TURNBUCKLE (US TYPE) AISI 316 / A4

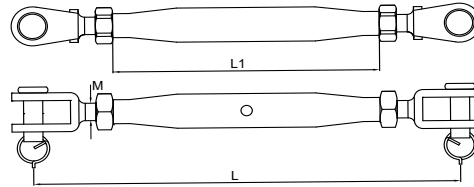


Item	Size	A (inch)	L (inch)	L1 (inch)	M (thread)	Weight (lb)	WLL. (lb)
192456	1/4"UNC	0.33	7.88	4.00	1/4"UNC	0.20	770
192458	5/16"UNC	0.41	9.25	4.50	5/16"UNC	0.34	1,210
192460	3/8"UNC	0.50	11.00	6.00	3/8"UNC	0.57	1,896
192463	1/2"UNC	0.75	12.50	6.00	1/2"UNC	1.03	2,750


Model

1930

JAW-JAW PIPE TURNBUCKLE AISI 316 / A4

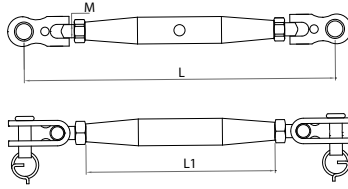


Item	Size	L (inch)	L1 (inch)	M (thread)	Weight (lb)	WLL. (lb)
193004	M4	6.69	4.33	M4	0.08	275
193005	M5	4.53	3.15	M5	0.19	412.5
193006	M6	5.59	3.54	M6	0.20	770
193008	M8	6.30	4.13	M8	0.34	1,210
193010	M10	7.87	4.92	M10	0.57	1,896
193012	M12	9.65	5.91	M12	1.03	2,750
193014	M14	11.02	6.50	M14	2.27	4,400
193016	M16	11.96	7.48	M16	2.73	3,685
193020	M20	13.77	8.26	M20	1.10	2,750
193055	3/16"UNC	4.53	3.15	3/16"UNC	0.09	412.5
193056	1/4"UNC	5.59	3.54	1/4"UNC	0.20	770
193058	5/16"UNC	6.30	4.13	5/16"UNC	0.34	1,210
193060	3/8"UNC	7.87	4.92	3/8"UNC	0.57	1,896
193063	1/2"UNC	9.65	5.91	1/2"UNC	1.03	2,750
193066	5/8"UNC	11.96	7.48	5/8"UNC	2.73	3,685
193069	3/4"UNC	13.77	8.26	3/4"UNC	1.10	2,750



TOGGLE-TOGGLE PIPE TURNBUCKLE AISI 316 / A4

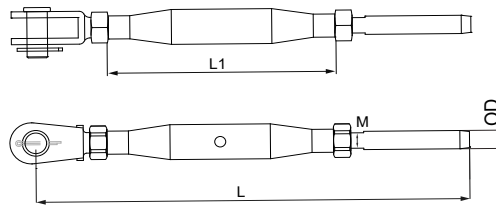
Model
1933




Item	Size	L (inch)	L1 (inch)	M (thread)	Weight (lb)	WLL (lb)
193355	3/16"UNC	5.15	3.14	3/16"UNC	0.10	275
193356	1/4"UNC	5.82	3.54	1/4"UNC	0.22	495
193358	5/16"UNC	7.08	4.13	5/16"UNC	0.42	906
193360	3/8"UNC	8.66	4.92	3/8"UNC	0.72	3,821
193363	1/2"UNC	8.66	5.90	1/2"UNC	1.22	2,035
193366	5/8"UNC	13.18	7.48	5/8"UNC	2.64	3,821

JAW-SWAGE PIPE TURNBUCKLE AISI 316 / A4

Model
1940



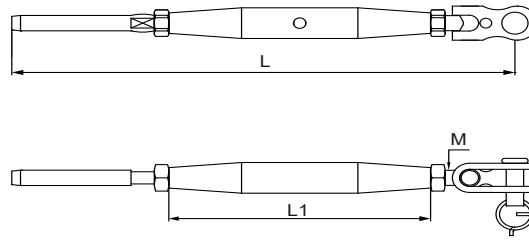
Item	Size	L (inch)	L1 (inch)	M (thread)	OD (inch)	Weight (lb)	WLL (lb)
194050	3/32" x 3/16"UNC	6.10	3.14	3/16"UNC	0.08	0.03	330
194055	1/8" x 3/16"UNC	14.90	7.48	3/16"UNC	0.69	0.09	330
194056	1/8" x 1/4"UNC	6.88	3.74	1/4"UNC	0.12	0.18	550
194060	5/32" x 1/4"UNC	8.07	4.13	1/4"UNC	0.20	0.03	550
194061	5/32" x 5/16"UNC	9.05	4.92	5/16"UNC	0.20	0.07	770
194065	3/16"UNC x 5/16"UNC	12.40	6.49	5/16"UNC	0.29	0.11	770
194066	3/16"UNC x 3/8"UNC	12.00	5.90	3/8"UNC	0.33	0.57	1,210
194070	1/4"UNC x 3/8"UNC	16.14	8.26	3/8"UNC	0.41	0.65	1,210
194071	1/4"UNC x 1/2"UNC	16.92	8.26	1/2"UNC	0.49	1.00	2,200
194075	5/16"UNC x 1/2"UNC	11.92	5.90	1/2"UNC	0.63	1.11	2,475
194076	5/16"UNC x 5/8"UNC	14.56	7.48	5/8"UNC	0.63	2.13	3,575
194080	3/8"UNC x 5/8"UNC	14.96	7.48	5/8"UNC	0.70	0.77	4,400
194081	3/8"UNC x 3/4"UNC	16.29	8.26	3/4"UNC	0.84	0.92	4,675
194085	1/2"UNC x 3/4"UNC	16.92	8.26	3/4"UNC	0.84	3.35	5,775



Model

1943

TOGGLE-SWAGE PIPE TURNBUCKLE AISI 316 / A4

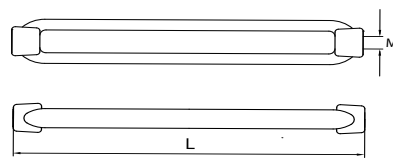


Item	Size	L (inch)	L1 (inch)	M (thread)	Weight (lb)	WLL. (lb)
194350	3/32" x 3/16"UNC	6.14	3.15	3/16"UNC	0.09	330
194351	3/32" x 1/4"UNC	7.62	4.20	1/4"UNC	0.22	330
194355	1/8" x 1/4"UNC	7.09	3.54	1/4"UNC	0.19	550
194360	5/32" x 1/4"UNC	7.52	3.54	1/4"UNC	0.09	550
194361	5/32" x 5/16"UNC	8.31	4.13	5/16"UNC	0.35	770
194365	3/16" x 5/16"UNC	8.50	4.13	5/16"UNC	0.37	770
194366	3/16" x 3/8"UNC	9.61	4.92	3/8"UNC	0.36	1,210
194370	1/4" x 3/8"UNC	10.24	4.92	3/8"UNC	0.49	1,210
194371	1/4" x 1/2"UNC	12.13	5.91	1/2"UNC	1.06	2,200
194375	5/16" x 1/2"UNC	12.40	5.90	1/2"UNC	1.20	2,200
194380	3/8" x 5/8"UNC	17.00	7.50	5/8"UNC	2.69	4,400


Model

1950

OPEN TURNBUCKLE BODY AISI 316 / A4

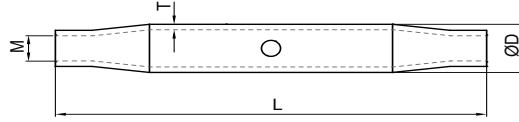


Item	Size	L (inch)	M (thread)	Weight (lb)	WLL. (lb)
195055	3/16"UNC	2.76	3/16"UNC	0.04	300
195056	1/4"UNC	3.54	1/4"UNC	0.09	458
195058	5/16"UNC	4.72	5/16"UNC	0.17	900
195060	3/8"UNC	5.91	3/8"UNC	0.24	1,300
195063	1/2"UNC	7.87	1/2"UNC	0.54	1,800
195066	5/8"UNC	9.84	5/8"UNC	1.70	2,200
195069	3/4"UNC	11.81	3/4"UNC	1.90	3,500




PIPE TURNBUCKLE BODY AISI 316 / A4

Model
1951



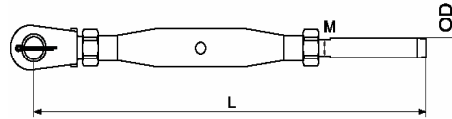
Item	Size	ØD (inch)	L (inch)	M (thread)	T (inch)	Weight (lb)	WLL. (lb)
195156	1/4"UNC	0.49	3.54	1/4"UNC	0.06	0.07	770
195158	5/16"UNC	0.53	4.13	5/16"UNC	0.08	0.11	1,320
195160	3/8"UNC	0.69	4.92	3/8"UNC	0.09	0.19	1,897
195163	1/2"UNC	0.85	5.91	1/2"UNC	0.10	0.35	2,750
195166	5/8"UNC	1.06	7.48	5/8"UNC	0.12	0.68	4,675
195169	3/4"UNC	1.34	8.27	3/4"UNC	0.14	1.01	7,150



Model

2000

JAW HAND SWAGE TURNBUCKLE AISI 316 / A4

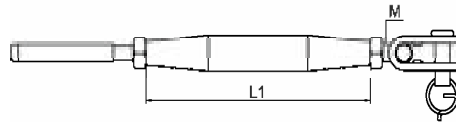
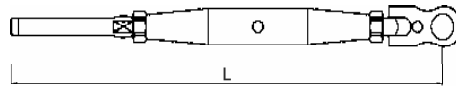


Item	Size	L (inch)	L1 (inch)	M (thread)	OD (inch)	Weight (lb)
200056	1/8"	6.85	3.77	1/4"-20UNC	0.14	0.16
200057	3/16"	7.24	3.77	1/4"-20UNC	0.20	0.17

Model

2001

TOGGLE HAND SWAGE TURNBUCKLE AISI 316 / A4

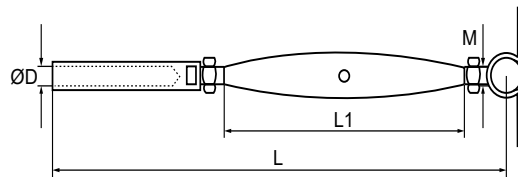


Item	Size	L (inch)	L1 (inch)	M (thread)	Weight (lb)
200156	1/8"	7.73	3.77	1/4"-20UNC	0.17
200157	3/16"	8.12	3.77	1/4"-20UNC	0.22


Model

2002

DECK TOGGLE HAND SWAGE TURNBUCKLE AISI 316 / A4

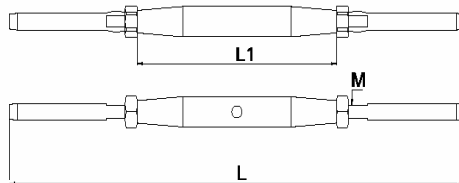


Item	Size	ØD (inch)	L (inch)	L1 (inch)	M (thread)	Weight (lb)
200256	1/8"	0.14	6.75	3.77	1/4"-20UNC	0.19
200257	3/16"	0.20	7.14	3.77	1/4"-20UNC	0.20



HAND SWAGE TO SWAGE TURNBUCKLE AISI 316 / A4

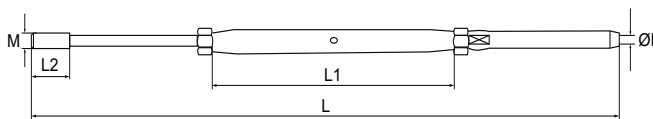
Model
2003



Item	Size	L (inch)	L1 (inch)	M (thread)	Weight (lb)
200356	1/8"	8.14	3.77	1/4"-20UNC	0.14
200357	3/16"	8.93	3.77	1/4"-20UNC	0.18

HAND SWAGE TO SWAGE TURNBUCKLE AISI 316 / A4

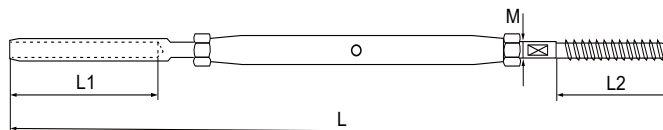
Model
2004




Item	Size	ØD (inch)	L (inch)	L1 (inch)	L2 (inch)	M (thread)	Weight (lb)
200456	1/8"	0.14	8.77	3.77	0.59	1/4"-20UNC	0.16
200457	3/16"	2.04	9.17	3.77	0.59	1/4"-20UNC	0.18

HAND SWAGE TO LAG TURNBUCKLE AISI 316 / A4

Model
2005



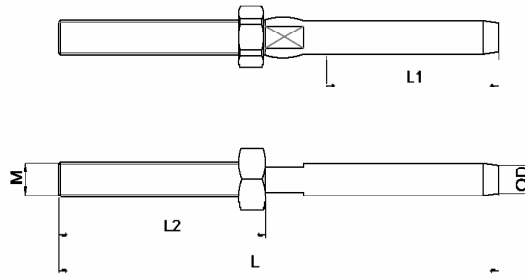
Item	Size	L (inch)	L1 (inch)	L2 (inch)	M (thread)	Weight (lb)
200556	1/8"	8.18	1.49	1.53	1/4"-20UNC	0.15
200557	3/16"	8.58	1.88	1.53	1/4"-20UNC	0.16



Model

2100

HAND SWAGE STUD AISI 316 / A4

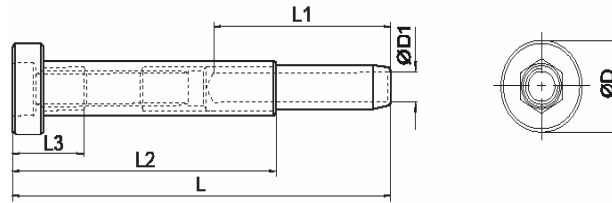


Item	Size	L (inch)	L1 (inch)	L2 (inch)	M (thread)	ØOD (inch)	Weight (lb)	WLL. (lb)
210053	1/8"	3.94	1.50	1.97	1/4"-20UNC	0.22	0.04	660
210055	3/16"	4.33	2.36	1.97	1/4"-20UNC	0.30	0.06	660

Model

2101

HAND SWAGE INVISI STUD AISI 316 / A4

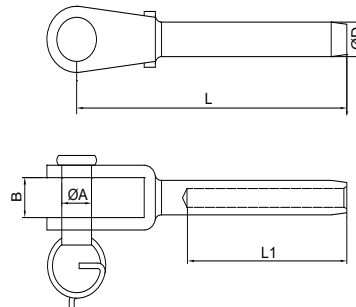


Item	Size	ØD (inch)	ØD1 (inch)	L (inch)	L1 (inch)	L2 (inch)	L3 (inch)	Weight (lb)
210153	1/8"	0.63	0.14	2.85	1.18	2.05	0.55	0.06
210155	3/16"	0.63	0.20	2.93	1.38	2.05	0.55	0.07


Model

2102

HAND SWAGE JAW AISI 316 / A4



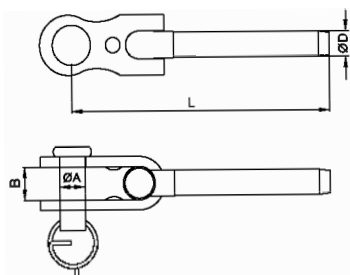
Item	Size	ØA (inch)	B (inch)	ØD (inch)	L (inch)	Weight (lb)	WLL. (lb)
210253	1/8"	0.23	0.31	1/8"	2.15	0.05	686
210254	3/16"	0.31	0.44	3/16"	2.75	0.09	1,456



HAND SWAGE TOGGLE AISI 316 / A4

Model

2111

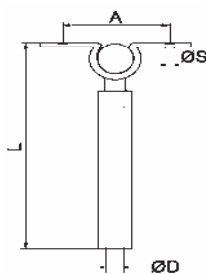


Item	Size	ØA (inch)	B (inch)	ØD (inch)	L (inch)	Weight (lb)	WLL (lb)
211153	1/8"	0.24	0.28	0.25	2.72	0.07	367
211154	5/32"	0.31	0.39	0.30	3.19	0.13	770
211155	3/16"	0.35	0.47	0.36	3.70	0.22	935

HAND SWAGE WALL MOUNT TOGGLE AISI 316 / A4

Model

2115

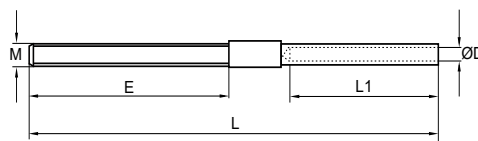


Item	Size	A (inch)	ØD (inch)	L (inch)	ØS (inch)	Weight (lb)
211553	1/8"	1.62	3/16"	3.32	0.24	0.09
211555	3/16"	1.62	3/16"	2.87	0.24	0.09


EXTRA LONG HAND SWAGE STUD (RH) AISI 316 / A4

Model

2134



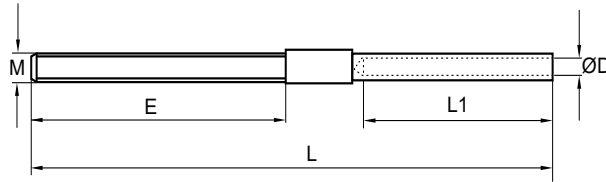
Item	Size	E (inch)	ØD (inch)	L (inch)	L1 (inch)	M (thread)	Weight (lb)
213453	1/8" x 1/4"UNF	3.50	1/8"	8.00	1.51	1/4"UNF	0.09
213455	3/16" x 1/4"UNF	3.50	3/16"	8.00	2.01	1/4"UNF	0.12



Model

2135

EXTRA LONG HAND SWAGE STUD (LH) AISI 316 / A4

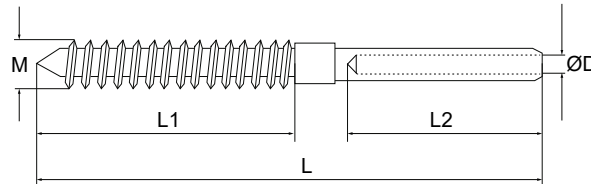


Item	Size	E (inch)	ØD (inch)	L (inch)	L1 (inch)	M (thread)	Weight (lb)
213553	1/8" x 1/4"UNF	3.50	1/8"	8.00	1.51	1/4"UNF	0.09
213555	3/16" x 1/4"UNF	3.50	3/16"	8.00	2.01	1/4"UNF	0.12

Model

2144

HAND SWAGE LAG SWAGE STUD (RH) AISI 316 / A4

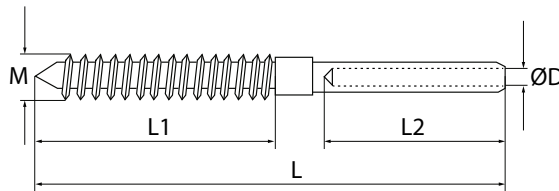


Item	Size	ØD (inch)	L (inch)	L1 (inch)	L2 (inch)	M (thread)	Weight (lb)
214453	1/8"	1/8"	3.82	1.89	1.50	1/4"	0.03
214455	3/16"	3/16"	5.04	2.40	2.05	3/8"	0.05


Model

2145

HAND SWAGE LAG SWAGE STUD (LH) AISI 316 / A4

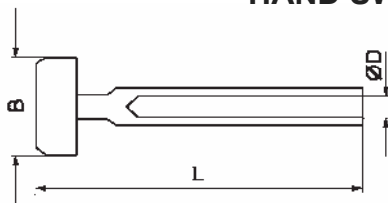


Item	Size	ØD (inch)	L (inch)	L1 (inch)	L2 (inch)	M (thread)	Weight (lb)
214553	1/8"	1/8"	3.82	1.89	1.50	1/4"	0.03
214555	3/16"	3/16"	5.04	2.40	2.05	3/8"	0.05



HAND SWAGE DOMEHEAD AISI 316 / A4

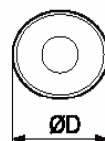
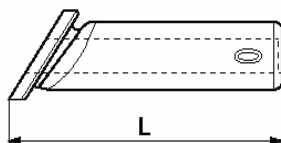
Model
2151



Item	Size	B (inch)	ØD (inch)	L (inch)	Weight (lb)
215153	1/8"	0.62	0.14	2.24	0.03
215155	3/16"	0.62	0.20	2.36	0.05

WOOD POST PROTECTOR AISI 316 / A4

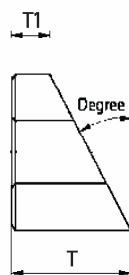
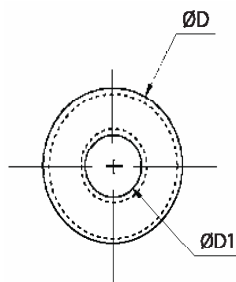
Model
2400



Item	Size	ØD (inch)	L (inch)	Degree	Weight (lb)
240000	1/8" & 3/16"	0.49	0.80	90	0.02
240001	1/8" & 3/16"	0.50	1.42	30	0.03
240002	1/8" & 3/16"	0.50	1.42	33	0.03
240003	1/8" & 3/16"	0.50	1.42	37	0.03

WEDGED WASHER AISI 316 / A4


Model
2401



Item	Size	ØD (inch)	ØD1 (inch)	T (inch)	T1 (inch)	Degree	Weight (lb)
240111	1/4"	0.63	0.26	0.54	0.18	30	0.03
240112	5/16"	0.71	0.33	0.59	0.18	30	0.04
240113	3/8"	0.71	0.39	0.59	0.18	30	0.04
240121	1/4"	0.63	0.26	0.59	0.18	33	0.03
240122	5/16"	0.71	0.33	0.64	0.18	33	0.04
240123	3/8"	0.71	0.39	0.64	0.18	33	0.04
240131	1/4"	0.63	0.26	0.65	0.18	37	0.04
240132	5/16"	0.71	0.33	0.71	0.18	37	0.05
240133	3/8"	0.71	0.39	0.71	0.18	37	0.04

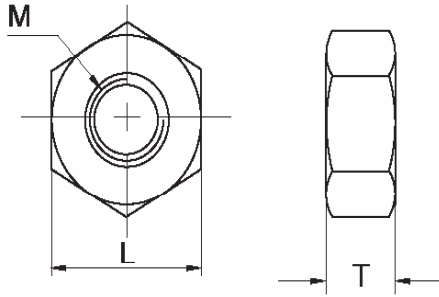
Browse the full range at
www.unitedstainless.com





Model
2500

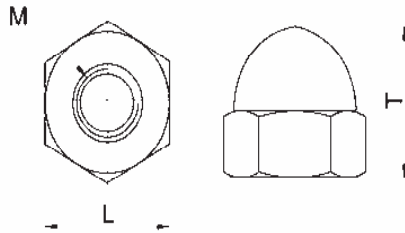
NUTS UNC
AISI 316 / A4



Item	Size	L (inch)	M (thread)	T (inch)	Weight (lb)
250056	1/4"-20	0.43	1/4"-20UNC	0.22	0.01

Model
2501

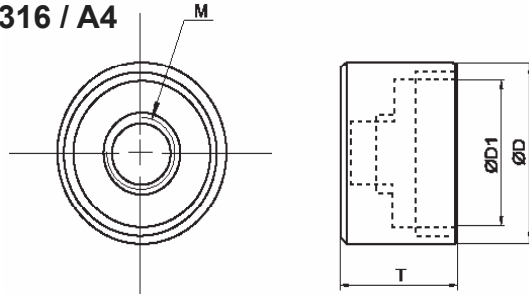
CAP NUTS UNC
AISI 316 / A4




Item	Size	L (inch)	M (thread)	T (inch)	Weight (lb)
250156	1/4"-20UNC	0.44	1/4"-20 UNC	0.47	0.01

Model
2502

CAP NUTS UNC
AISI 316 / A4



Item	Size	ØD (inch)	ØD1 (inch)	M (thread)	T (inch)	Weight (lb)
250256	1/4"	0.63	0.50	1/4"-20UNC	0.43	0.03



STAINLESS STUD HAND SWAGER

Model
2900




Item	Size	wire rope	Measurement (mm)	Weight (lb)
290001	22"	1/8", 3/16"	60x41.5x17	35.20

WIRE ROPE CUTTER

Model
2950




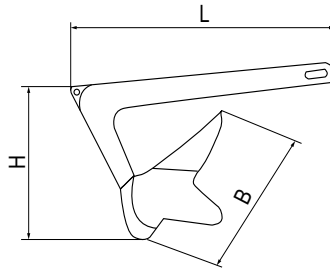
Item	Size	wire rope	Measurement (mm)	Weight (lb)
295013	13"	Upto 11/32"	35x37x27	28.60
295020	20"	Upto 1/2"	56x45x22	35.20



Model

3000

BRUCE CLAW ANCHOR AISI 316 / A4

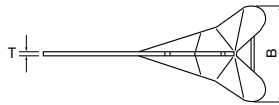
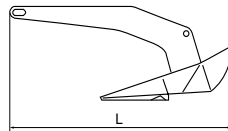


Item	Size	B (inch)	H (inch)	L (inch)	Weight (lb)
300005	11	11.81	7.08	18.50	11.00
300007	16.5	14.17	8.66	21.25	16.50
300010	22	15.35	9.05	22.83	22.00
300015	33	17.32	10.23	26.18	33.00
300020	44	19.68	10.23	25.19	44.00
300025	55	23.22	12.20	31.88	55.00
300030	66	23.22	12.59	33.85	66.00
300050	110	27.55	14.76	39.76	110.00


Model

3001

DETA ANCHOR AISI 316 / A4

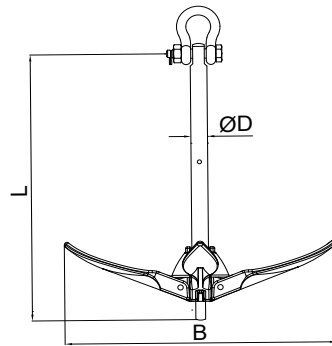


Item	Size	B (inch)	L (inch)	T (inch)	Weight (lb)
300105	11	10.03	21.25	0.31	11.00
300107	16.5	11.81	24.60	0.39	16.50
300110	22	12.20	27.36	0.51	22.00
300115	33	13.42	30.90	0.47	33.00
300120	44	15.43	34.52	0.62	44.00
300130	55	16.33	37.20	0.62	55.00
300150	66	19.25	43.42	0.78	66.00



FOLDING ANCHOR AISI 316 / A4

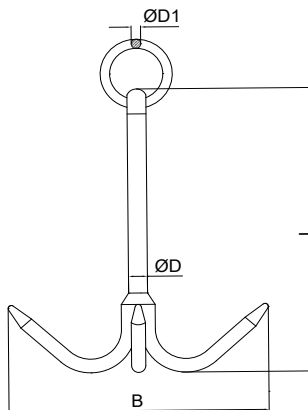
Model
3010




Item	Size	B (inch)	ØD (inch)	L (inch)	Weight (lb)
301001	3.3	11.02	0.67	11.02	3.58
301003	6.6	12.80	0.79	12.99	6.20
301005	11	16.14	0.86	15.75	9.94
301007	15.4	18.50	0.98	18.11	14.08
301010	22	22.64	1.11	20.59	20.90

GRAPNEL HOOK ANCHOR AISI 316 / A4

Model
3011



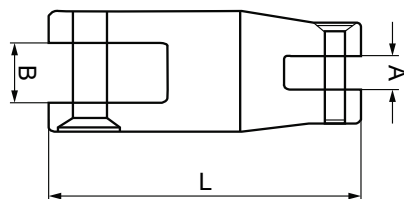
Item	Size	B (inch)	ØD (inch)	ØD1 (inch)	L (inch)	Weight (lb)
301106	1/4"	5.71	0.51	0.24	8.07	0.95
301108	5/16"	8.66	0.63	0.31	9.84	2.00



Model

3020

ANCHOR SWIVEL AISI 316 / A4

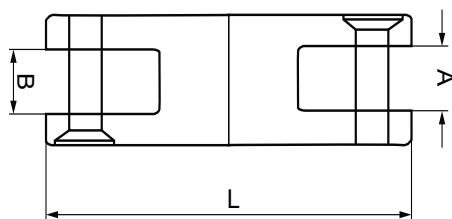


Item	Size	A (inch)	B (inch)	L (inch)	Weight (lb)
302006	1/4" - 5/16"	0.39	0.59	3.54	0.49
302010	3/8" - 1/2"	0.51	0.70	4.52	1.24


Model

3021

DOUBLE ANCHOR SWIVEL AISI 316 / A4

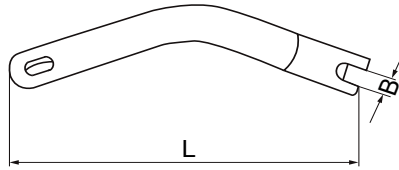


Item	Size	A (inch)	B (inch)	L (inch)	Weight (lb)
302106	1/4" - 5/16"	0.39	0.59	4.64	0.71
302110	3/8" - 1/2"	0.51	0.70	6.49	1.95



TWIST ANCHOR SWIVEL AISI 316 / A4

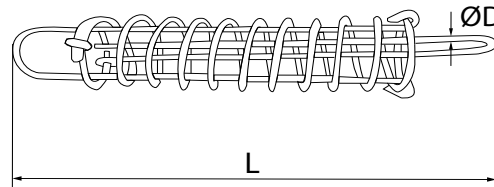
Model
3022




Item	Size	B (inch)	L (inch)	Weight (lb)
302206	1/4" - 5/16"	10.0	8.66	2.08
302210	3/8" - 1/2"	13.5	11.42	5.15

MOORING SHOCK ABSORBER AISI 316 / A4

Model
3030




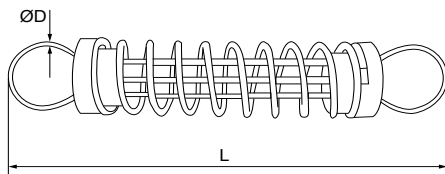
Item	Size	ØD (inch)	L (inch)	Weight (lb)
303005	3/16"	3/16"	10.62	0.70
303006	1/4"	1/4"	12.59	1.45
303007	9/32"	9/32"	15.35	1.78
303009	11/32"	11/32"	16.92	4.40
303011	7/16"	7/16"	16.14	5.83



Model

3031

MOORING SHOCK ABSORBER (WITH STOPPER) AISI 316 / A4

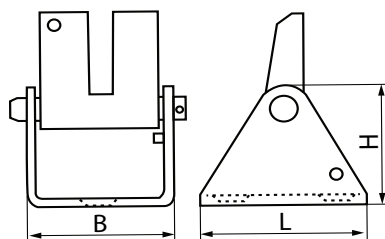


Item	Size	ØD (inch)	L (inch)	Weight (lb)
303105	3/16"	3/16"	11.81	0.58
303106	1/4"	1/4"	11.81	0.70
303107	9/32"	9/32"	15.74	1.75
303109	11/32"	11/32"	18.50	2.47
303111	7/16"	7/16"	18.50	3.27


Model

3041

CHAIN STOPPER (2X Fixing) AISI 316 / A4

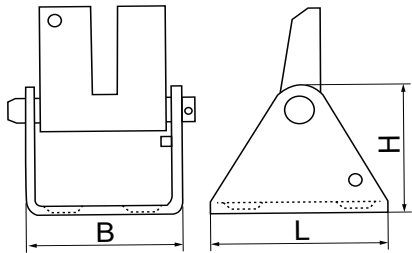


Item	Size	B (inch)	H (inch)	L (inch)	Weight (lb)
304106	1/4" - 5/16"	2.12	1.88	2.36	0.64
304108	5/16" - 3/8"	2.75	2.44	3.14	1.30



CHAIN STOPPER AISI 316 / A4

Model
3042

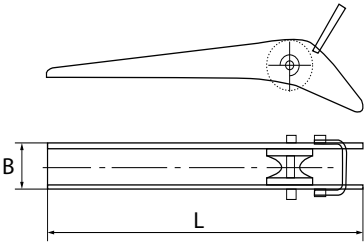


ANCHORING


Item	Size	B (inch)	H (inch)	L (inch)	Weight (lb)
304206	1/4" - 5/16"	2.32	2.51	3.85	0.64
304210	3/8" - 1/2"	3.07	3.14	4.56	1.30

UNIVERSAL BOW ROLLER AISI 316 / A4

Model
3050



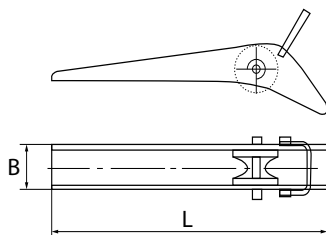
Item	Size	B (inch)	L (inch)	Weight (lb)
305001	500	2.06	15.25	6.38



Model

3051

UNIVERSAL BOW ROLLER (LONG) AISI 316 / A4

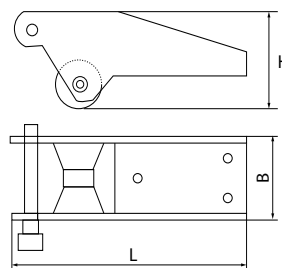


Item	Size	B (inch)	L (inch)	Weight (lb)
305101	575	3.75	23.00	8.00

Model

3052

BOW ROLLER (PIN) AISI 316 / A4

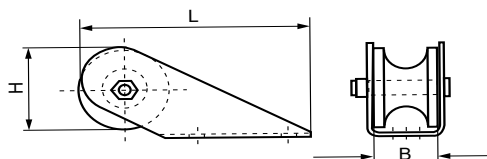


Item	Size	B (inch)	H (inch)	L (inch)	Weight (lb)
305201	200	3.77	2.95	7.87	1.34
305202	250	5.82	2.95	9.84	1.35


Model

3053

BOW ROLLER (SHORT) AISI 316 / A4

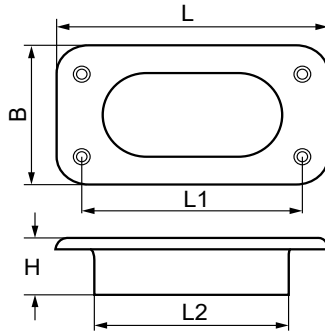


Item	Size	B (inch)	H (inch)	L (inch)	Weight (lb)
305301	160	1.96	2.83	6.10	0.84



RECTANGULAR HAWSE PIPE AISI 316 / A4

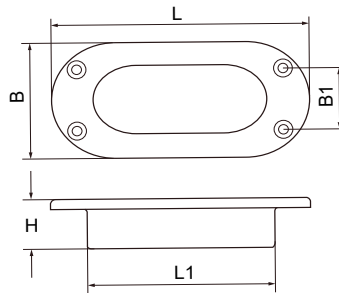
Model
3060




Item	Size	B (inch)	H (inch)	L (inch)	L1 (inch)	L2 (inch)	Weight (lb)
306001	6"	3.20	1.31	6.00	6.00	4.25	1.29

OVAL HAWSE PIPE AISI 316 / A4

Model
3061



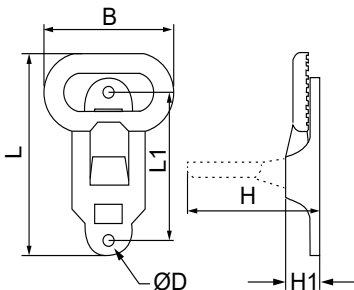
Item	Size	B (inch)	B1 (inch)	H (inch)	L (inch)	L1 (inch)	Weight (lb)
306101	5-1/2"	2.50	1.37	1.09	5.50	4.00	0.68
306102	9-1/2"	5.35	3.50	0.86	9.37	7.63	1.36



Model

3100

FOLDING STEP (HEAVY DUTY) AISI 316 / A4

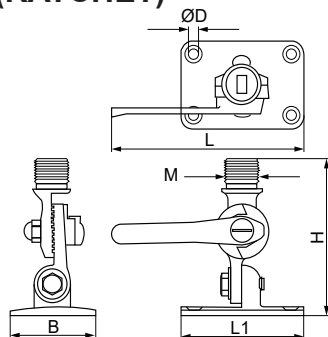


Item	Size	B (inch)	ØD (inch)	H (inch)	H1 (inch)	L (inch)	L1 (inch)	Weight (lb)
310000	5-1/2"	4.38	0.33	3.90	0.91	5.55	3.88	1.21

Model

3101

ANTENNA MOUNT (RATCHET) AISI 316 / A4

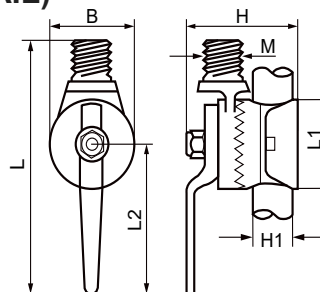


Item	Size	B (inch)	ØD (inch)	H (inch)	L (inch)	L1 (inch)	M (thread)	Weight (lb)
310100	3-5/8"	2.54	0.27	4.48	5.65	3.62	1"-14	1.48
310101	3-3/4"	2.26	0.27	6.00	5.33	3.75	1"-14	1.97

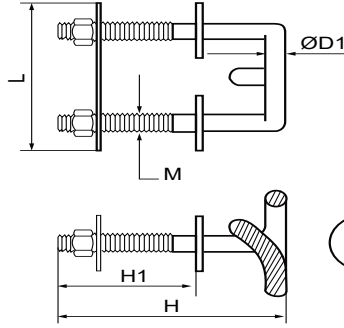

Model

3102

ANTENNA MOUNT (RAIL) AISI 316 / A4

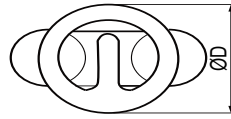


Item	Size	B (inch)	H (inch)	H1 (inch)	L (inch)	L1 (inch)	L2 (inch)	Weight (lb)
310200	1"	1.95	2.62	0.98	6.00	1.98	3.65	1.26




SKI TOW RING
AISI 316 / A4

Model
3103



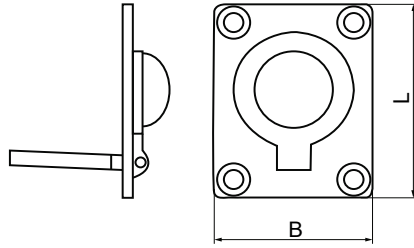
Item	Size	ØD (inch)	ØD1 (inch)	H (inch)	H1 (inch)	L (inch)	M (inch)	Weight (lb)
310300	2-3/8"	2.46	0.37	3.92	2.38	3.38	0.38	0.62



Model

3200

HEAVY DUTY FLUSH LIFT RING AISI 316 / A4

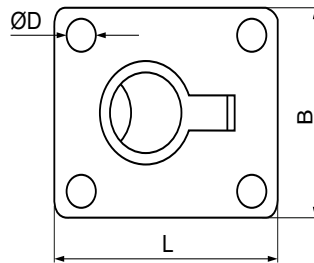


Item	Size	B (inch)	L (inch)	Weight (lb)
320001	1.89"	1.50	1.89	0.10

Model

3201

HEAVY DUTY FLUSH LIFT RING AISI 316 / A4

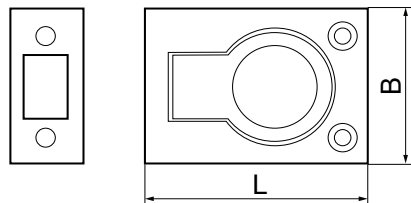


Item	Size	B (inch)	ØD (inch)	L (inch)	Weight (lb)
320101	2.44"	1.73	0.16	2.44	0.19


Model

3202

HEAVY DUTY FLUSH LIFT RING (CATCH) AISI 316 / A4



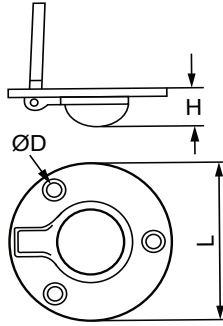
Item	Size	B (inch)	L (inch)	Weight (lb)
320201	2.24"	1.57	2.24	0.19



HEAVY DUTY FLUSH LIFT RING (ROUND) AISI 316 / A4

Model

3203

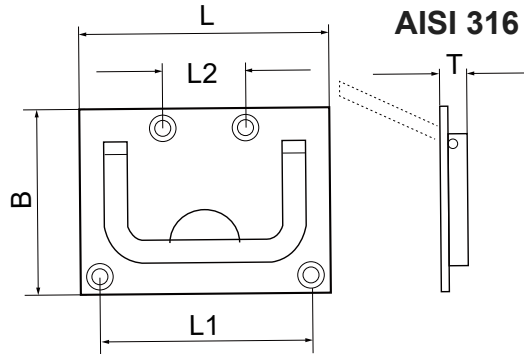


Item	Size	ØD (inch)	H (inch)	L (inch)	Weight (lb)
320301	1.97"	0.16	0.39	1.97	0.12

HEAVY DUTY FLUSH LIFT HANDLE AISI 316 / A4

Model

3204

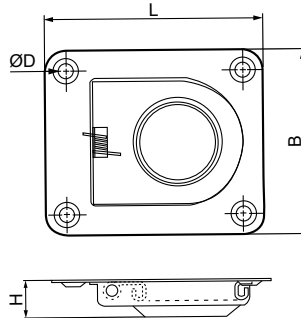


Item	Size	B (inch)	L (inch)	L1 (inch)	L2 (inch)	T (inch)	Weight (lb)
320401	3"	2.23	3.00	2.52	1.05	0.33	0.34

FLUSH LIFT RING (STAMPED) AISI 316 / A4

Model


3210



Item	Size	B (inch)	ØD (inch)	H (inch)	L (inch)	Weight (lb)
321001	2.20"	2.58	0.15	0.43	2.20	0.09

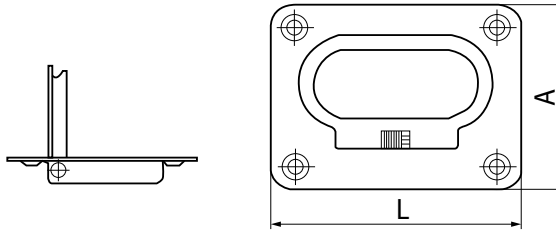
Browse the full range at www.unitedstainless.com





Model
3211

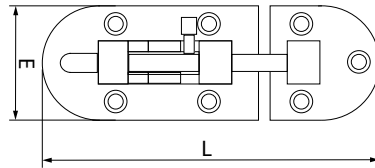
FLUSH HANDLE (STAMPED)
AISI 316 / A4



Item	Size	A (inch)	L (inch)	Weight (lb)
321101	2.95"	2.28	2.95	0.18

Model
3220

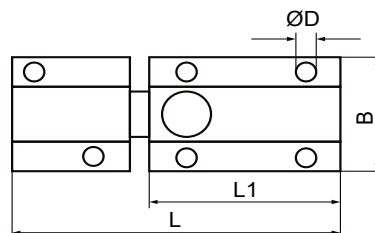
BARREL BOLT (HEAVY DUTY)
AISI 316 / A4




Item	Size	E (inch)	L (inch)	Weight (lb)
322001	2-3/8"	1.18	2.36	0.18
322002	3"	1.49	2.99	0.37
322003	3-7/16"	1.53	3.54	0.44
322004	4-5/16"	1.53	4.25	0.66

Model
3221

BARREL BOLT
AISI 304 / A2

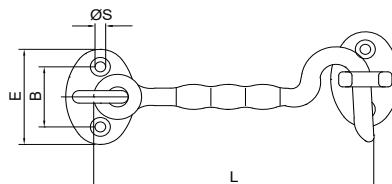


Item	Size	B (inch)	ØD (inch)	L (inch)	L1 (inch)	Weight (lb)
322101	3-3/16"	1.38	0.16	3.15	1.97	0.22



DOOR HOOK AISI 316 / A4

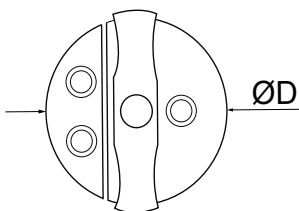
Model
3222



Item	Size	B (inch)	E (inch)	L (inch)	ØS (thread)	Weight (lb)	WLL (lb)
322201	2"	0.94	1.50	1.96	0.16	0.01	0.19
322202	3"	0.94	1.50	3.19	0.16	0.09	0.20
322203	4"	0.94	1.50	4.13	0.16	0.10	0.22

SASH LOCK AISI 316 / A4

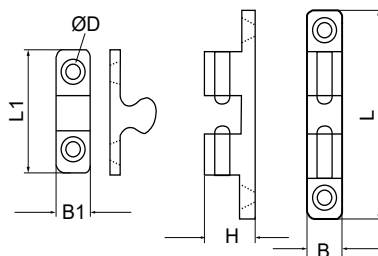
Model
3223




Item	Size	ØD (inch)	Weight (lb)
322301	1.77"	1.77	0.12

BALL CATCH AISI 316 / A4

Model
3225



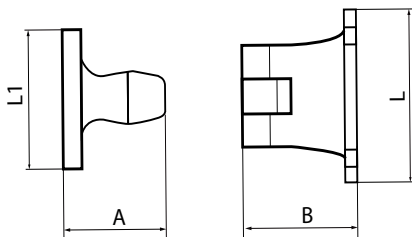
Item	Size	B (inch)	B1 (inch)	ØD (inch)	H (inch)	L (inch)	L1 (inch)	Weight (lb)
322501	1.97"	0.35	0.35	0.15	0.47	1.97	1.14	0.05



Model

3226

DOOR CATCH AISI 316 / A4


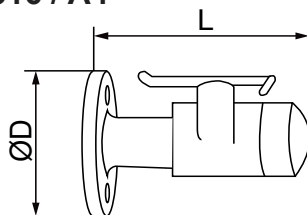


Item	Size	A (inch)	B (inch)	L (inch)	L1 (inch)	Weight (lb)
322601	1-1/4"	0.86	1.02	1.33	1.22	0.11
322602	1-5/8"	2.75	1.22	1.59	1.61	0.29
322603	1-11/16"	1.57	1.22	1.61	1.65	0.22

Model

3230

DOOR STOP AISI 316 / A4

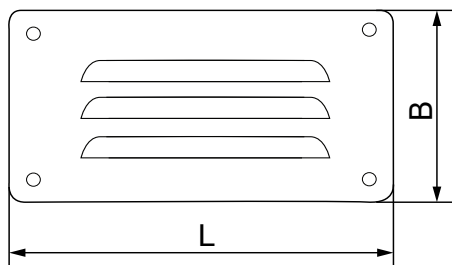


Item	Size	ØD (inch)	L (inch)	Weight (lb)
323001	1.97"	1.97	2.40	0.34


Model

3240

VENT PLATE RECTANGULAR AISI 304 / A2

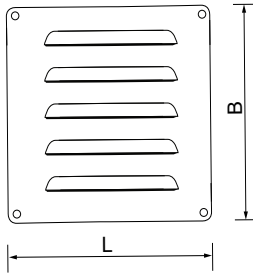


Item	Size	B (inch)	L (inch)	Weight (lb)
324001	127MM X 66MM	2.59	5.00	0.10



VENT PLATE RECTANGULAR AISI 304 / A2

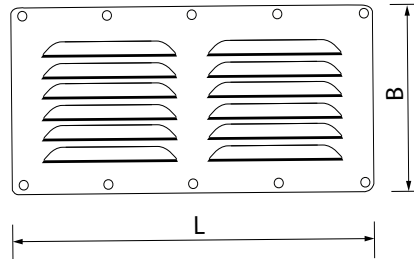
Model
3240



Item	Size	B (inch)	L (inch)	Weight (lb)
324002	120MM X 120MM	4.72	4.72	0.18

VENT PLATE RECTANGULAR AISI 304 / A2

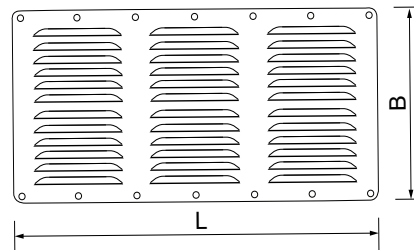
Model
3240




Item	Size	B (inch)	L (inch)	Weight (lb)
324003	230MM X 115MM	4.52	9.05	0.32

VENT PLATE RECTANGULAR AISI 304/ A2

Model
3240



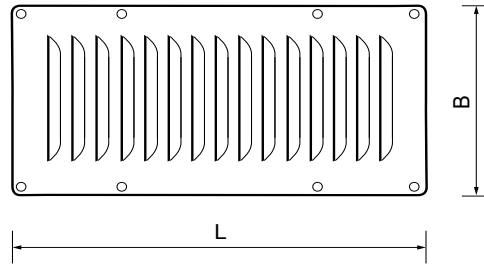
Item	Size	B (inch)	L (inch)	Weight (lb)
324004	360MM X 185MM	7.28	14.17	0.83



Model

3240

VENT PLATE RECTANGULAR AISI 316 / A4

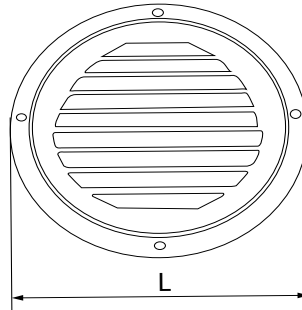


Item	Size	B (inch)	L (inch)	Weight (lb)
324005	228MM X 127MM	5.00	8.97	0.34

Model

3241

VENT PLATE ROUND AISI 304 / A2

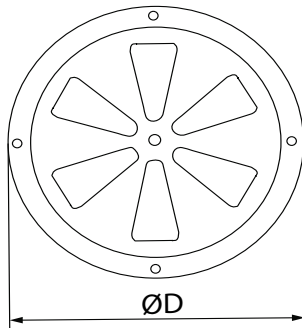


Item	Size	L (inch)	Weight (lb)
324101	128MM	5.03	0.19


Model

3242

VENT PLATE LOCKABLE AISI 304 / A2



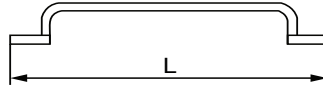
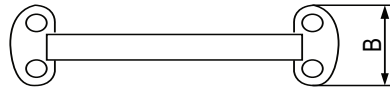
Item	Size	ØD (inch)	Weight (lb)
324201	4"	4.01	0.13



LIFT HANDLE
AISI 316 / A4

Model

3250

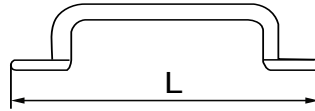



Item	Size	B (inch)	L (inch)	Weight (lb)
325000	6"	1.96	5.90	0.35

GRAB HANDLE
AISI 316 / A4

Model

3251

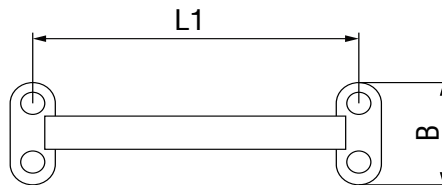


Item	Size	B (inch)	L (inch)	Weight (lb)
325100	2-9/16"	0.62	2.55	0.04
325101	3-3/16"	0.78	3.14	0.08
325102	4"	0.98	3.93	0.13


GRAB HANDLE (HEAVY)
AISI 316 / A4

Model

3252



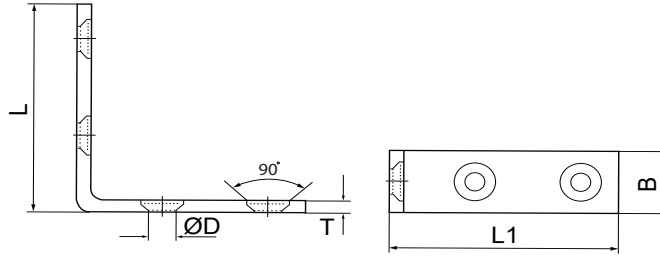
Item	Size	B (inch)	L1 (inch)	Weight (lb)
325200	4-3/4"	1.06	4.72	0.21
325201	6"	1.77	5.90	0.35



Model

3260

ANGLE BRACKET (LIGHT) AISI 316 / A4

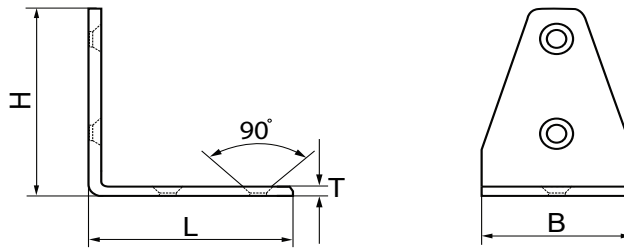


Item	Size	B (inch)	ØD (inch)	L (inch)	L1 (inch)	T (inch)	Weight (lb)
326001	31	0.47	0.17	1.22	1.22	0.11	0.02
326002	46	0.51	0.21	1.81	1.81	0.11	0.04
326003	61	0.59	0.25	2.40	2.40	0.11	0.08

Model

3261

ANGLE BRACKET (HEAVY) AISI 316 / A4

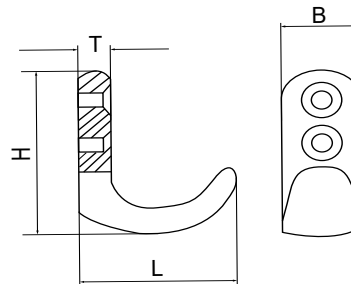


Item	Size	B (inch)	H (inch)	L (inch)	T (inch)	Weight (lb)
326101	41	0.98	1.61	1.61	0.11	0.08
326102	56	1.38	2.20	2.20	0.11	0.15
326103	80	1.97	3.14	3.14	0.15	0.41


Model

3270

COAT HOOK AISI 316 / A4



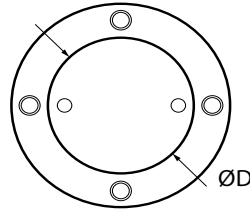
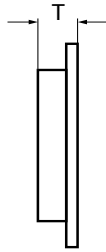
Item	Size	B (inch)	H (inch)	L (inch)	T (inch)	Weight (lb)
327001	1.53"x1.22"	0.64	1.53	1.22	0.24	0.04




INSPECTION PORT AISI 316 / A4

Model

3280

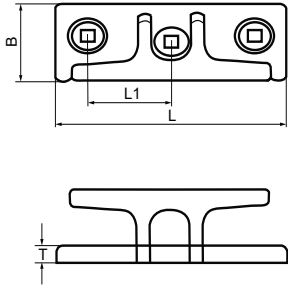


Item	Size	ØD (inch)	T (inch)	Weight (lb)
328000	3"	3.00	0.79	1.29
328001	4"	4.00	0.79	1.68



Model
3300

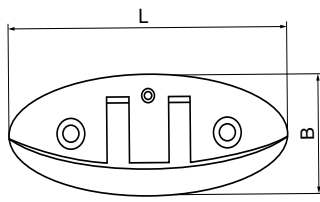
FOLDING CLEAT
AISI 316 / A4



Item	Size	B (inch)	L (inch)	L1 (inch)	T (inch)	Weight (lb)
330001	6"	2.68	7.00	2.53	0.59	2.24

Model
3301

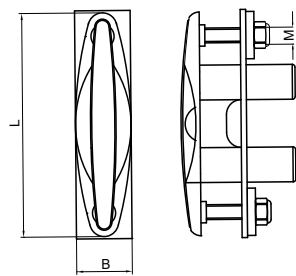
FOLDING CLEAT
AISI 316 / A4



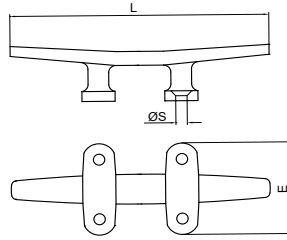

Item	Size	B (inch)	L (inch)	Weight (lb)
330101	6"	2.12	6.10	0.99
330102	8"	2.95	7.87	1.76

Model
3302

FLUSH CLEAT
AISI 316 / A4



Item	Size	B (inch)	L (inch)	M (thread)	Weight (lb)
330204	4-1/2"	1.20	4.79	5/16"-18UNC	0.94
330206	6"	1.50	6.30	3/8"-16UNC	1.57
330208	8"	2.01	8.44	3/8"-16UNC	2.91

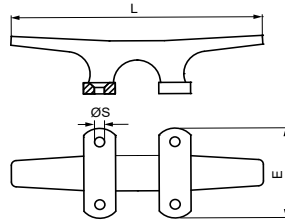


TRIMLINE CLEAT
AISI 316 / A4

Model
3310



Item	Size	E (inch)	L (inch)	ØS (inch)	Weight (lb)
331004	4"	1.42	3.94	0.18	0.21
331005	5"	1.81	4.92	0.22	0.28
331006	6"	2.09	5.91	0.26	0.49
331008	8"	2.68	7.87	0.33	0.87
331010	10"	3.25	9.84	0.33	1.28
331012	12"	3.25	11.81	0.33	1.81

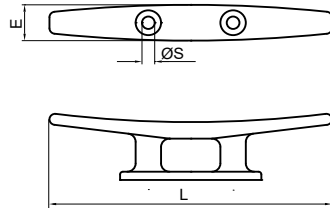


TRIMLINE CLEAT (HEAVY)
AISI 316 / A4

Model
3311



Item	Size	E (inch)	L (inch)	ØS (inch)	Weight (lb)
331106	6"	2.20	5.91	0.24	0.80
331107	7"	2.36	7.09	0.24	1.10




LOW FLAT CLEAT
AISI 316 / A4

Model
3312



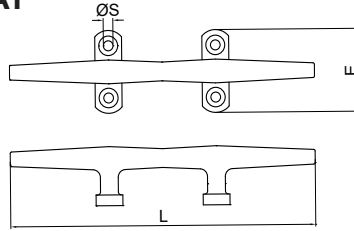
Item	Size	E (inch)	L (inch)	ØS (inch)	Weight (lb)
331204	4"	0.31	3.94	0.18	0.14
331205	5"	0.35	4.92	0.22	0.22
331206	6"	0.47	5.91	0.26	0.41
331208	8"	0.59	7.87	0.33	0.70
331210	10"	0.63	9.84	0.33	1.02



Model

3313

BLUE WATER CLEAT
AISI 316 / A4

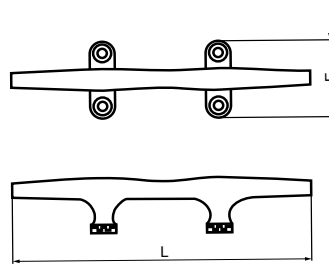


Item	Size	E (inch)	L (inch)	ØS (inch)	Weight (lb)
331304	4"	1.38	3.94	0.18	0.20
331305	5"	1.65	4.92	0.22	0.33
331306	6"	1.77	5.91	0.26	0.44
331308	8"	2.13	7.87	0.26	0.81
331310	10"	2.68	10.04	0.31	1.32
331312	12"	2.80	11.81	0.31	2.22
331315	15"	4.53	14.96	0.49	9.94

Model

3314

HOLLOW CLEAT
AISI 316 / A4

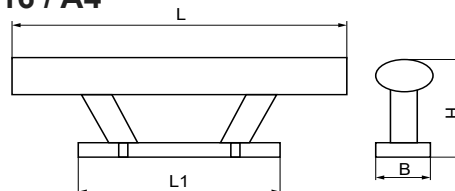


Item	Size	E (inch)	L (inch)	Weight (lb)
331404	4"	1.41	3.93	0.01
331405	5"	1.53	4.92	0.19
331406	6"	1.73	5.90	0.40
331408	8"	2.08	7.87	0.64
331410	10"	2.55	9.84	1.48
331412	12"	2.75	11.80	2.20


Model

3315

MAST CLEAT
AISI 316 / A4

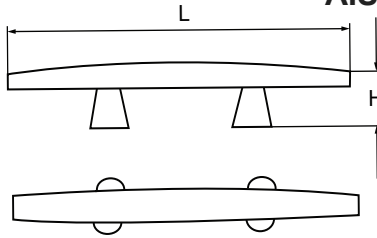


Item	Size	B (inch)	H (inch)	L (inch)	L1 (inch)	Weight (lb)
331506	6"	0.74	1.77	5.90	3.54	0.45
331508	8"	0.86	2.12	7.87	4.72	0.45
331510	10"	1.14	2.75	10.43	5.90	0.84
331512	12"	1.49	3.14	11.81	6.29	1.44



LOW SILHOUETTE CLEAT AISI 316 / A4

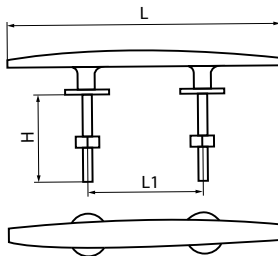
Model
3316



Item	Size	H (inch)	L (inch)	Weight (lb)
331607	7"	1.18	7.08	0.50
331609	9"	1.69	9.44	1.01
331612	12"	2.36	11.80	2.24
331614	14"	2.95	13.77	3.41

HUMPBACK CLEAT AISI 316 / A4

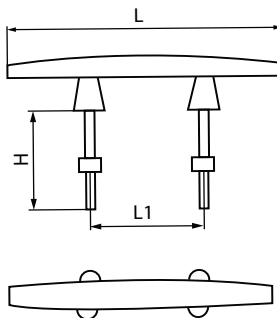
Model
3320



Item	Size	H (inch)	L (inch)	L1 (inch)	Weight (lb)
332006	6"	1.77	5.90	2.51	0.44
332008	8"	1.77	7.87	3.30	0.57
332010	10"	1.77	9.84	4.17	0.86

HUMPBACK CLEAT (STUDS) AISI 316 / A4


Model
3321



Item	Size	H (inch)	L (inch)	L1 (inch)	Weight (lb)
332106	6"	1.85	5.90	1.81	0.44
332108	8"	1.85	7.87	2.28	0.57
332103	10"	1.85	9.84	2.95	0.86

Browse the full range at
www.unitedstainless.com

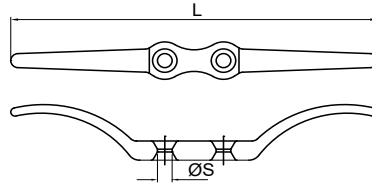




Model

3330

FLAGPOLE CLEAT AISI 316 / A4

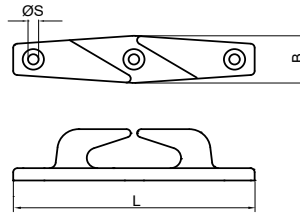


Item	Size	L (inch)	ØS (inch)	Weight (lb)
333001	2-1/2"	2.68	0.18	0.02
333002	4-1/2"	4.49	0.23	0.09
333003	6"	5.91	0.26	0.18

Model

3340

SKENE CHOCK AISI 316 / A4

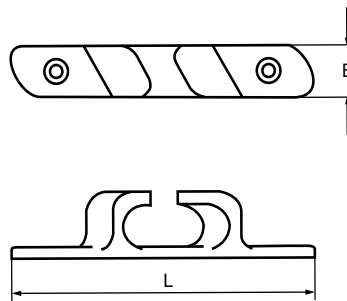


Item	Size	B (inch)	L (inch)	ØS (inch)	Weight (lb)
334001	4-1/2"	0.91	4.49	0.20	0.24
334002	4-1/2"	0.91	4.49	0.20	0.24
334003	6"	1.34	5.91	0.24	0.48
334004	6"	1.34	5.91	0.24	0.48


Model

3341

BOW CHOCK AISI 316 / A4



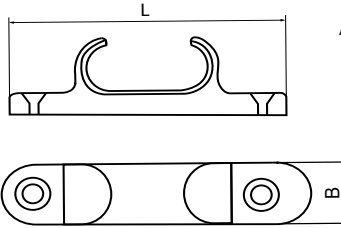
Item	Size	B (inch)	L (inch)	Weight (lb)
334104	4-3/4"	0.74	4.48	0.38
334106	6"	0.86	5.90	0.54



STRAIGHT CHOCK AISI 316 / A4

Model

3342

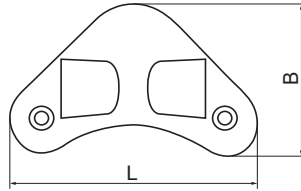


Item	Size	B (inch)	L (inch)	Weight (lb)
334204	4"	0.74	3.93	0.22
334205	5"	0.74	4.92	0.29
334206	6"	0.85	5.90	0.40
334208	8"	1.49	7.87	0.97
334210	10"	1.73	9.84	1.28

TRIANGULAR CHOCK AISI 316 / A4

Model

3343

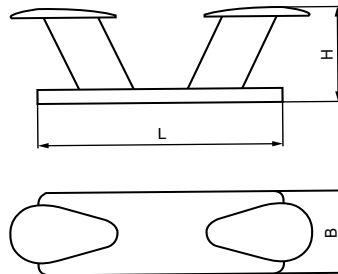


Item	Size	B (inch)	L (inch)	Weight (lb)
334304	4"	2.55	4.21	0.23


BOLLARD AISI 304 / A2

Model

3350




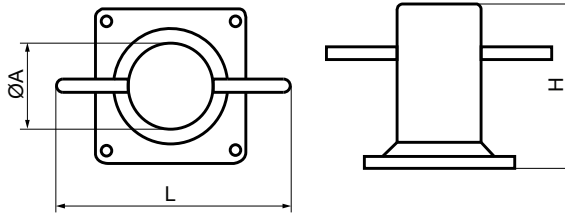
Item	Size	B (inch)	H (inch)	L (inch)	Weight (lb)
335006	6"	2.36	2.44	5.90	1.70
335008	8"	2.75	3.03	7.87	2.55
335010	10"	3.14	3.58	9.84	3.97
335012	12"	3.54	4.29	11.81	4.55



Model

3351

CROSS BOLLARD AISI 316 / A4

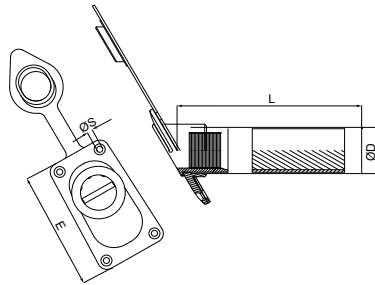


Item	Size	ØA (inch)	H (inch)	L (inch)	Weight (lb)
335101	1	1.96	3.74	5.11	0.77
335102	2	2.36	4.72	6.29	0.78
335103	3	2.75	5.59	7.08	1.52
335104	4	3.14	6.77	7.87	1.53


Model

3360

ROD HOLDER (FLUSH MOUNT) AISI 304 / A2

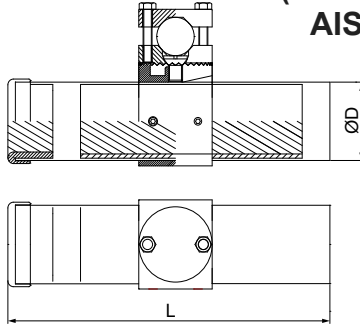


Item	Size	ØD (inch)	E (inch)	L (inch)	ØS (inch)	Weight (lb)
336001	8"	2.00	5.11	7.87	0.25	2.42



ROD HOLDER (RAIL MOUNT)
AISI 304 / A2

Model
3361

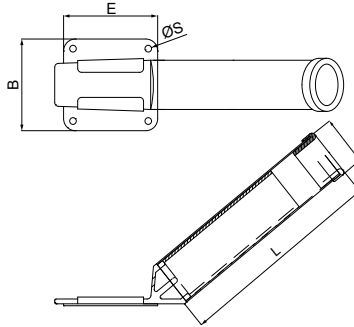


Item	Size	ØD (inch)	L (inch)	Weight (lb)
336101	8-1/2"	2.00	8.46	2.38



ROD HOLDER (REMOVABEL)
AISI 304 / A2

Model
3362

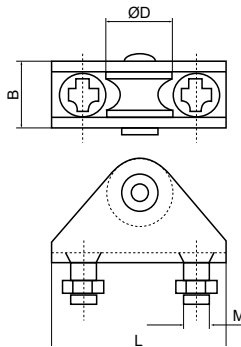


Item	Size	B (inch)	E (inch)	L (inch)	ØS (inch)	Weight (lb)
336201	8-3/4"	3.74	3.93	8.66	0.27	2.75




DECK ROLLER
AISI 316 / A4

Model
3363



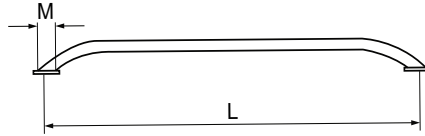
Item	Size	B (inch)	ØD (inch)	L (inch)	M (thread)	Weight (lb)
336300	1/8"	0.43	0.51	1.18	M4	0.03



Model

3400

OVAL HANDRAIL AISI 316 / A4

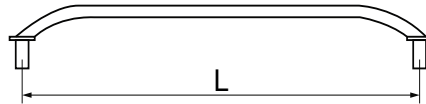


Item	Size	L (inch)	M Thread	Oval Tube	Weight (lb)
340009	9"	9"	5/16"	1" x 3/4"	0.49
340012	12"	12"	5/16"	1" x 3/4"	0.64
340016	16"	16"	5/16"	1" x 3/4"	0.72
340018	18"	18"	5/16"	1" x 3/4"	0.86
340024	24"	24"	5/16"	1" x 3/4"	0.99

Model

3401

OVAL HANDRAIL (STUD) AISI 316 / A4

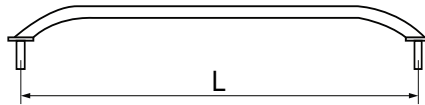


Item	Size	L (inch)	Stud	Oval Tube	Weight (lb)
340109	9"	8-5/8"	5/16" x 2"	1" x 3/4"	0.40
340112	12"	12"	5/16" x 2"	1" x 3/4"	0.51
340116	16"	16"	5/16" x 2"	1" x 3/4"	0.61
340118	18"	18"	5/16" x 2"	1" x 3/4"	0.70
340124	24"	24"	5/16" x 2"	1" x 3/4"	0.88

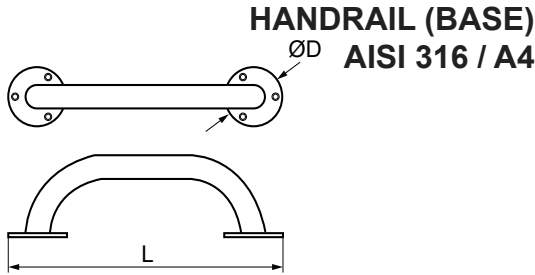

Model

3402

OVAL HANDRAIL (STUD) AISI 316 / A4



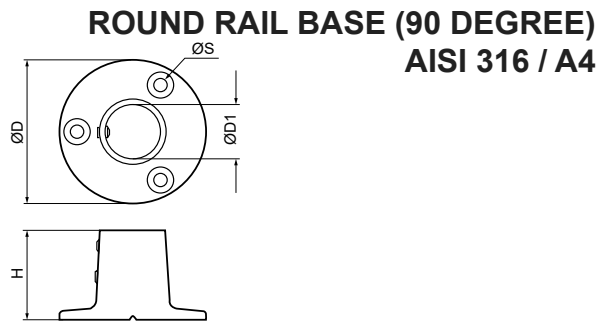
Item	Size	L (inch)	Stud	Oval Tube	Weight (lb)
340212	12"	12.00	5/16" x 2"	1" x 3/4"	0.40
340216	16"	16.00	5/16" x 2"	1" x 3/4"	0.51
340218	18"	18.00	5/16" x 2"	1" x 3/4"	0.62
340224	24"	24.00	5/16" x 2"	1" x 3/4"	0.77



Model
3403



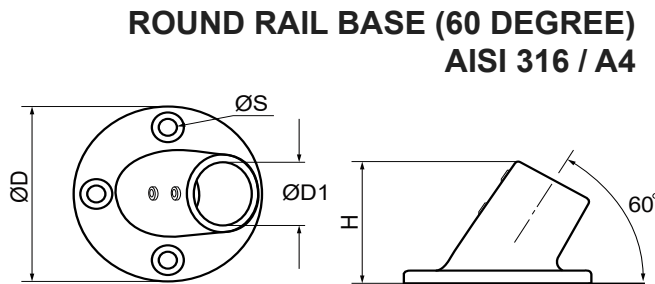
Item	Size	ØD (inch)	L (inch)	Weight (lb)
340308	8"	0.86	7.87	0.51
340312	12"	0.86	11.81	0.64
340316	16"	0.86	15.75	0.94
340320	20"	0.86	19.69	1.12
340324	24"	0.86	23.62	1.29
340332	32"	0.86	31.50	1.39
340340	40"	0.86	39.37	1.72



Model
3410




Item	Size	ØD (inch)	ØD1 (inch)	H (inch)	ØS (inch)	Weight (lb)
341000	7/8"	2.60	7/8"	1.69	0.18	0.48
341001	1"	3.03	1"	1.69	0.22	0.50



Model
3411

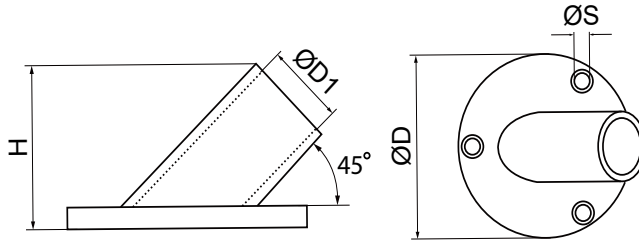


Item	Size	ØD (inch)	ØD1 (inch)	H (inch)	ØS (inch)	Weight (lb)
341100	7/8"	2.60	7/8"	1.81	0.18	0.48
341101	1"	2.76	1"	1.81	0.22	0.50



Model
3412

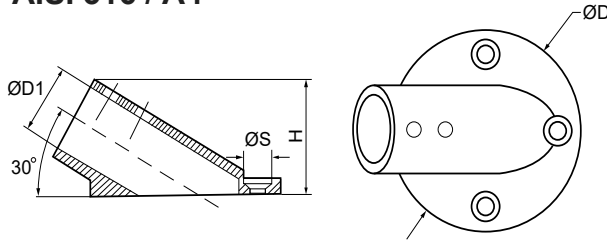
ROUND RAIL BASE (45 DEGREE)
AISI 316 / A4



Item	Size	ØD (inch)	ØD1 (inch)	H (inch)	ØS (inch)	Weight (lb)
341200	7/8"	2.60	7/8"	1.69	0.18	0.51
341201	1"	2.76	1"	1.69	0.22	0.55

Model
3413


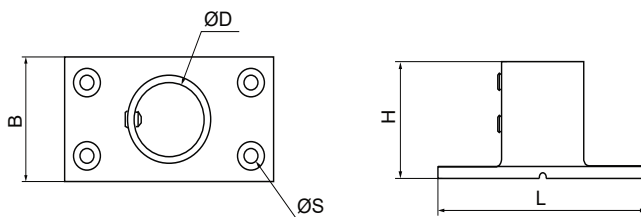
ROUND RAIL BASE (30 DEGREE)
AISI 316 / A4




Item	Size	ØD (inch)	ØD1 (inch)	H (inch)	ØS (inch)	Weight (lb)
341300	7/8"	2.60	7/8"	1.54	0.18	0.43
341301	1"	2.76	1"	1.54	0.22	0.47

Model
3420

RECTANGULAR RAIL BASE (90 DEGREE)
AISI 316 / A4

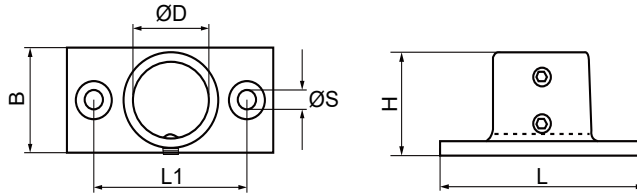


Item	Size	B (inch)	ØD (inch)	H (inch)	L (inch)	ØS (inch)	Weight (lb)
342000	7/8"	1.73	7/8"	1.73	3.11	0.18	0.43
342001	1"	1.85	1"	1.73	3.23	0.25	0.48



RECTANGULAR RAIL BASE (90 DEGREE) 2-HOLE AISI 316 / A4

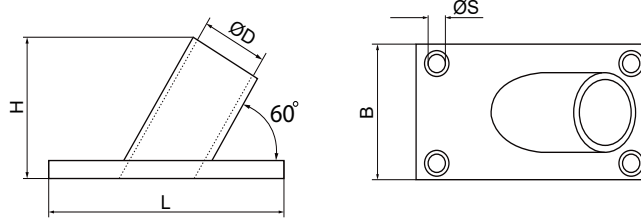
Model
3421



Item	Size	B (inch)	ØD (inch)	H (inch)	L (inch)	L1 (inch)	ØS (inch)	Weight (lb)
342105	7/8"	1.24	7/8"	1.72	2.87	2.12	0.25	0.34
342106	1"	1.39	1"	1.70	3.17	2.60	0.25	0.41

RECTANGULAR RAIL BASE (60 DEGREE) AISI 316 / A4

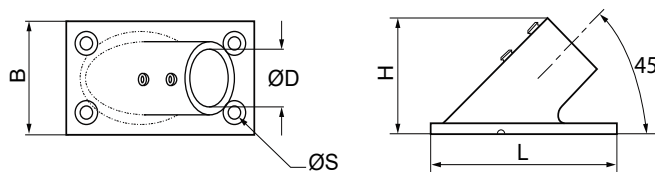
Model
3422




Item	Size	B (inch)	ØD (inch)	H (inch)	L (inch)	ØS (inch)	Weight (lb)
342200	7/8"	1.73	7/8"	1.81	3.11	0.18	0.46
342201	1"	1.85	1"	1.97	3.23	0.25	0.53

RECTANGULAR RAIL BASE (45 DEGREE) AISI 316 / A4

Model
3423



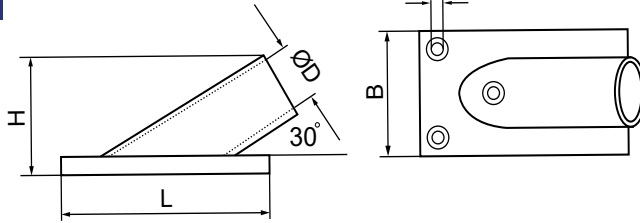
Item	Size	B (inch)	ØD (inch)	H (inch)	L (inch)	ØS (inch)	Weight (lb)
342300	7/8"	3.11	7/8"	1.54	3.11	0.18	0.45
342301	1"	3.23	1"	1.73	3.23	0.23	0.53



Model

3424

RECTANGULAR RAIL BASE (30 DEGREE) AISI 316 / A4

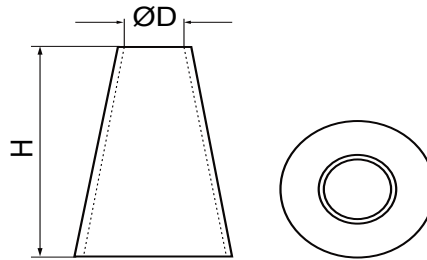


Item	Size	B (inch)	ØD (inch)	H (inch)	L (inch)	ØS (inch)	Weight (lb)
342400	7/8"	1.73	7/8"	1.42	3.11	0.18	0.41
342401	1"	1.85	1"	1.50	3.23	0.23	0.49

Model

3430

PIPE BASE (90 DEGREE) AISI 316 / A4

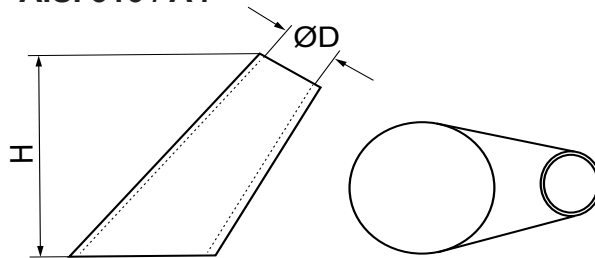


Item	Size	ØD (inch)	H (inch)	Weight (lb)
343000	1"	0.98	2.72	0.68
343001	1-3/16"	1.18	3.15	0.95

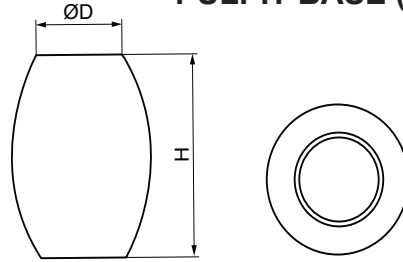

Model

3431

PIPE BASE (60 DEGREE) AISI 316 / A4



Item	Size	ØD (inch)	H (inch)	Weight (lb)
343100	1"	0.98	2.64	0.77
343101	1-3/16"	1.18	4.13	1.01

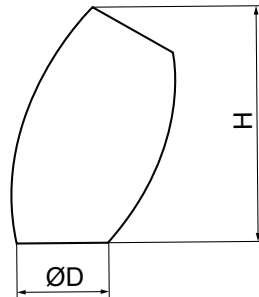


PULPIT BASE (90 DEGREE)
AISI 316 / A4

Model
3432



Item	Size	ØD (inch)	H (inch)	Weight (lb)
343200	1"	0.98	2.20	0.81
343201	1-3/16"	1.18	2.44	1.03

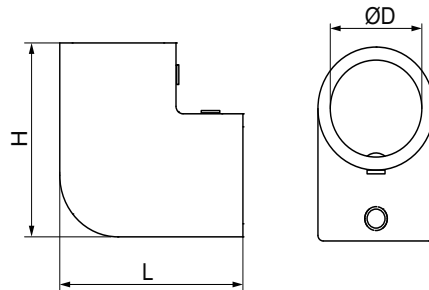


PULPIT BASE (60 DEGREE)
AISI 316 / A4

Model
3433



Item	Size	ØD (inch)	H (inch)	Weight (lb)
343300	1"	0.98	2.40	1.08
343301	1-3/16"	1.18	2.60	1.09




HANDRAIL ELBOW (90 DEGREE)
AISI 316 / A4

Model
3440



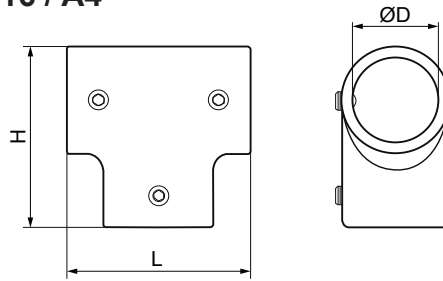
Item	Size	ØD (inch)	H (inch)	L (inch)	Weight (lb)
344000	7/8"	7/8"	1.97	1.97	0.32
344001	1"	1"	2.01	2.01	0.36



Model

3441

HANDRAIL TEE (90 DEGREE) UNIVERSAL AISI 316 / A4

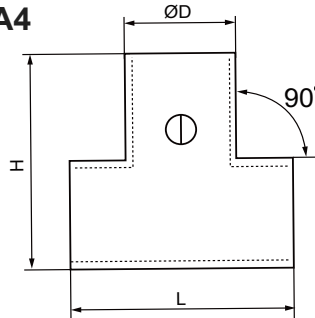


Item	Size	ØD (inch)	H (inch)	L (inch)	Weight (lb)
344100	7/8"	7/8"	2.05	2.05	0.35
344101	1"	1"	2.17	2.17	0.45

Model

3442

HANDRAIL TEE (90 DEGREE) 2-PART AISI 316 / A4

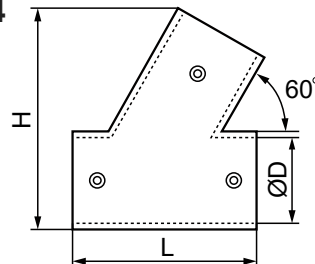


Item	Size	ØD (inch)	H (inch)	L (inch)	Weight (lb)
344200	7/8"	7/8"	2.40	1.97	0.47
344201	1"	1"	2.52	1.97	0.51


Model

3443

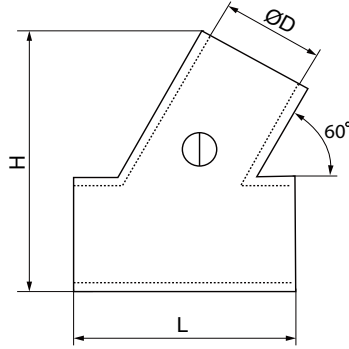
HANDRAIL TEE (60 DEGREE) UNIVERSAL AISI 316 / A4



Item	Size	ØD (inch)	H (inch)	L (inch)	Weight (lb)
344300	7/8"	7/8"	2.24	1.89	0.52
344301	1"	1"	2.36	2.05	0.67



HANDRAIL TEE (60 DEGREE) 2-PART
AISI 316 / A4



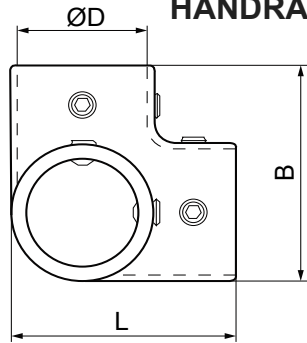
Model
3444



Item	Size	ØD (inch)	H (inch)	L (inch)	Weight (lb)
344400	7/8"	7/8"	2.40	1.97	0.52
344401	1"	1"	2.52	1.97	0.67



HANDRAIL CORNER (3 WAY)
AISI 316 / A4



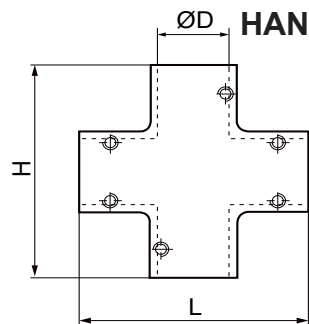
Model
3455



Item	Size	B (inch)	ØD (inch)	L (inch)	Weight (lb)
345500	7/8"	1.93	7/8"	1.93	0.44
345501	1"	1.93	1"	1.93	0.48




HANDRAIL JOINER (4-WAY)
AISI 316 / A4



Model
3456



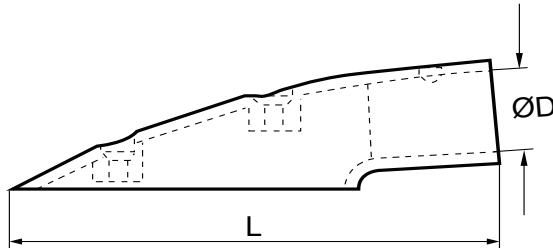
Item	Size	H (inch)	ØD (inch)	L (inch)	Weight (lb)
345600	7/8"	2.83	7/8"	2.83	0.56
345601	1"	2.83	1"	2.83	0.61



Model

3460

HANDRAIL END (IN MOUNT)
AISI 316 / A4

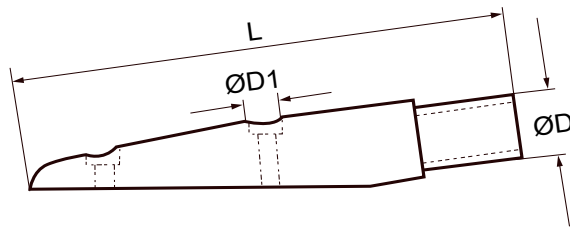


Item	Size	ØD (inch)	L (inch)	Weight (lb)
346000	7/8"	7/8"	4.69	0.39

Model

3461

HANDRAIL END (OUT MOUNT)
AISI 316 / A4

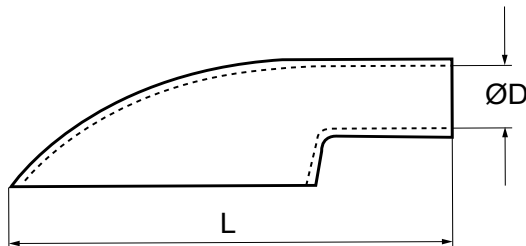


Item	Size	ØD (inch)	ØD1 (inch)	L (inch)	Weight (lb)
346100	7/8"	7/8"	0.24	4.29	0.37


Model

3462

HANDRAIL END (BOTTOM MOUNT)
AISI 316 / A4

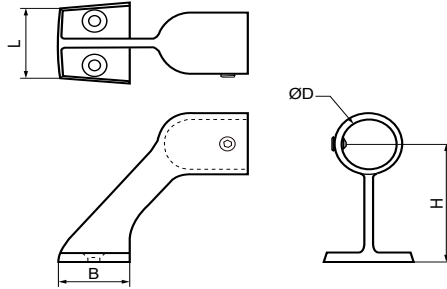


Item	Size	ØD (inch)	L (inch)	Weight (lb)
346200	7/8"	7/8"	6.69	0.80
346201	1"	1"	6.69	0.96



HANDRAIL END FITTING (60 DEGREE) AISI 316 / A4

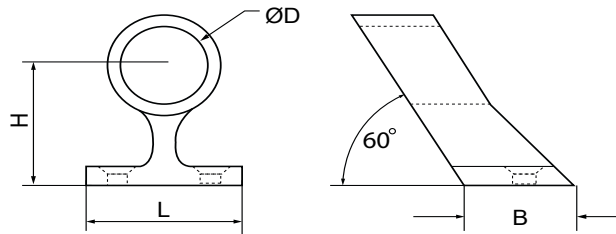
Model
3463



Item	Size	B (inch)	ØD (inch)	H (inch)	L (inch)	Weight (lb)
346300	7/8"	1.22	7/8"	2.05	1.38	0.31
346301	1"	1.26	1"	2.05	1.46	0.29

HANDRAIL STANCHION END (FORWARD) AISI 316 / A4

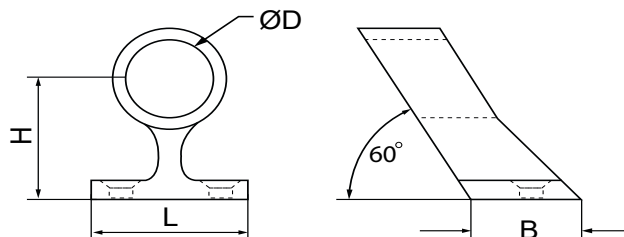
Model
3464




Item	Size	B (inch)	ØD (inch)	H (inch)	L (inch)	Weight (lb)
346400	7/8"	1.02	7/8"	1.50	1.57	0.24
346401	1"	1.14	1"	1.50	1.65	0.31

HANDRAIL END FITTING (60 DEGREE) AISI 316 / A4

Model
3465



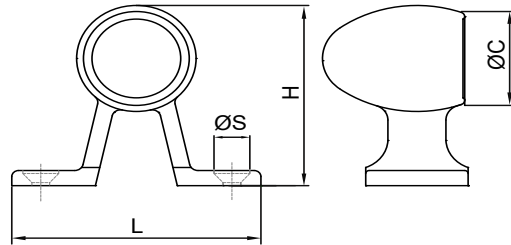
Item	Size	B (inch)	ØD (inch)	H (inch)	L (inch)	Weight (lb)
346500	7/8"	1.02	7/8"	1.50	1.57	0.27
346501	1"	1.14	1"	1.50	1.65	0.33



Model

3466

HANDRAIL STANCHION END AISI 316 / A4

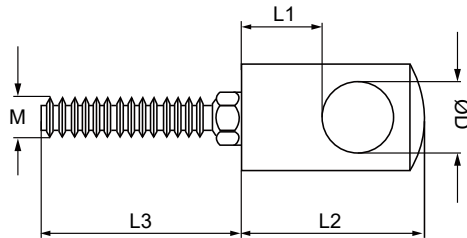


Item	Size	ØC (inch)	H (inch)	L (inch)	ØS (inch)	Weight (lb)
346601	1"	1.02	2.34	2.85	0.41	0.37

Model

3467

HANDRAIL END FITTING (EXTERNAL THREAD) AISI 316 / A4

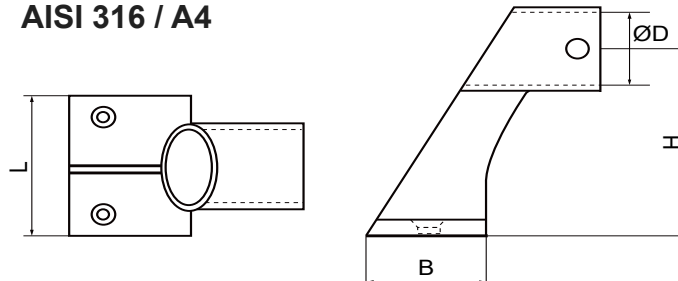


Item	Size	ØD (inch)	L1 (inch)	L2 (inch)	L3 (inch)	M (thread)	Weight (lb)
346700	7/8"	0.87	1.06	2.28	2.17	5/16"	0.14
346701	1"	0.98	1.06	2.28	2.17	5/16"	0.14


Model

3470

HANDRAIL CENTRE FITTING (60 DEGREE) AISI 316 / A4



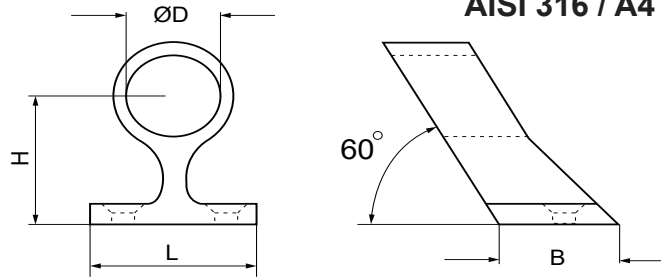
Item	Size	B (inch)	ØD (inch)	H (inch)	L (inch)	Weight (lb)
347000	7/8"	1.26	7/8"	2.05	1.38	0.31
347001	1"	1.26	1"	2.05	1.46	0.22



HANDRAIL CENTRE FITTING (60 DEGREE) AISI 316 / A4

Model

3471



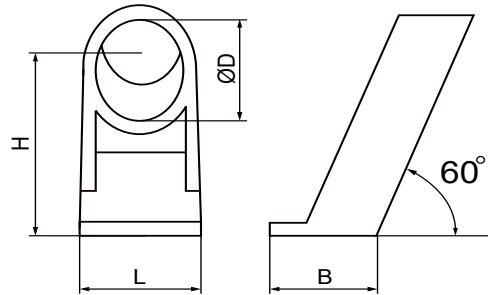
Item	Size	B (inch)	ØD (inch)	H (inch)	L (inch)	Weight (lb)
347100	7/8"	1.02	7/8"	1.50	1.57	0.25
347101	1"	1.14	1"	1.50	1.65	0.26



HANDRAIL CENTRE FITTING (60 DEGREE) AISI 316 / A4

Model

3472



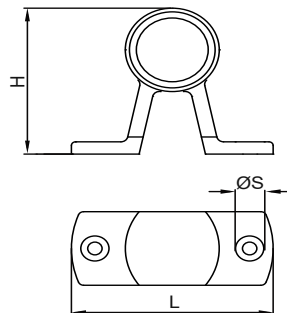
Item	Size	B (inch)	ØD (inch)	H (inch)	L (inch)	Weight (lb)
347200	7/8"	1.30	7/8"	1.50	1.38	0.31
347201	1"	1.30	1"	1.50	1.38	0.38




HANDRAIL CENTRE FITTING AISI 316 / A4

Model

3473



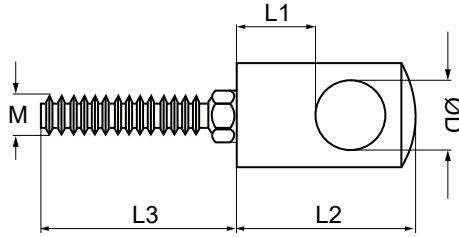
Item	Size	ØC (inch)	H (inch)	L (inch)	ØS (inch)	Weight (lb)
347301	1"	1.02	2.35	2.87	0.41	0.33



Model

3474

HANDRAIL CENTRE FITTING (EXTRENAL THREAD) AISI 316 / A4

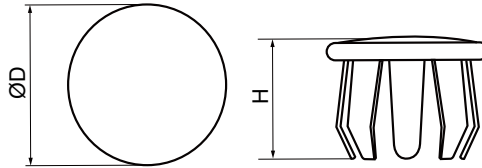


Item	Size	ØD (inch)	L1 (inch)	L2 (inch)	L3 (inch)	M (thread)	Weight (lb)
347400	7/8"	7/8"	1.06	2.28	2.16	5/16"	0.29
347401	1"	1"	1.06	2.28	2.16	5/16"	0.30

Model

3475

END CAP (FLAT) AISI 304 / A2

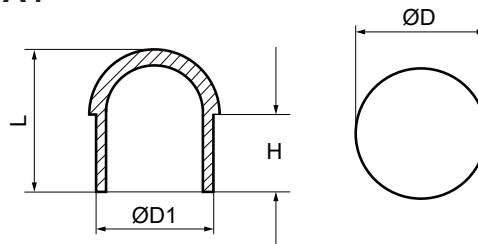


Item	Size	ØD (inch)	H (inch)	Weight (lb)
347500	7/8"	7/8"	0.65	0.01
347501	1"	1"	0.68	0.01

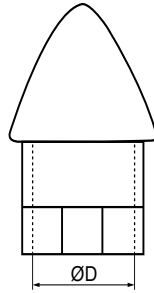

Model

3476

END CAP (ROUND) AISI 316 / A4



Item	Size	ØD (inch)	ØD1 (inch)	H (inch)	L (inch)	Weight (lb)
347601	1"	1.00	0.88	0.58	1.10	0.07

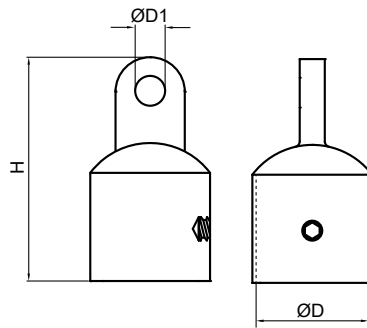


END CAP (BULLET)
AISI 316 / A4

Model
3477



Item	Size	ØD (inch)	Weight (lb)
347700	7/8"	7/8"	0.07
347701	1"	1"	0.08

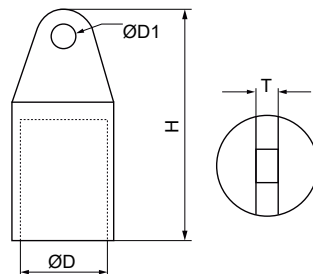


BIMINI TOP CAP
AISI 316 / A4

Model
3479



Item	Size	ØD (inch)	ØD1 (inch)	H (inch)	Weight (lb)
347900	3/4"	3/4"	0.24	2.28	0.18
347901	7/8"	7/8"	0.24	2.28	0.20
347902	1"	1"	0.24	2.28	0.20
347903	30	30	0.39	2.52	0.24




BIMINI TOP CAP
AISI 316 / A4

Model
3480



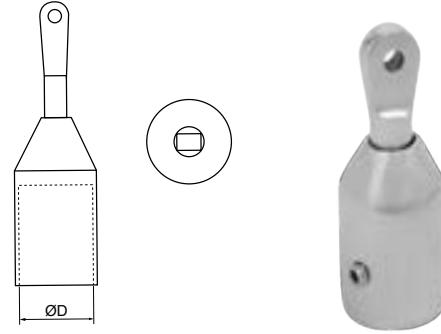
Item	Size	ØD (inch)	ØD1 (inch)	H (inch)	T (inch)	Weight (lb)
348000	3/4"	3/4"	0.31	2.56	0.24	0.18
348001	7/8"	7/8"	0.31	2.56	0.24	0.20
348002	1"	1"	0.31	2.56	0.24	0.20



Model

3481

BIMINI TOP CAP (HEAVY DUTY)
AISI 316 / A4

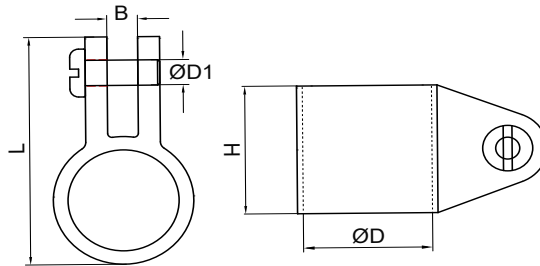


Item	Size	ØD (inch)	Weight (lb)
348100	3/4"	0.87	0.37
348101	7/8"	0.98	0.34
348102	1"	1.18	0.37

Model

3485

BIMINI TOP SLIDE
AISI 316 / A4

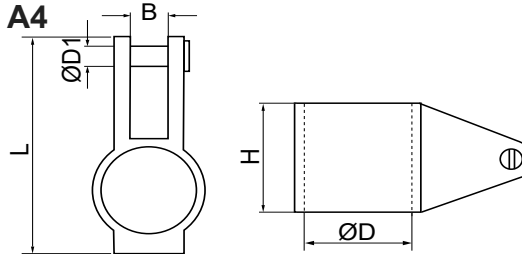


Item	Size	B (inch)	ØD (inch)	ØD1 (inch)	H (inch)	L (inch)	Weight (lb)
348500	3/4"	0.28	3/4"	0.24	0.94	1.77	0.13
348501	7/8"	0.28	7/8"	0.24	1.10	2.11	0.22
348502	1"	0.30	1"	0.24	1.26	2.24	0.26


Model

3486

BIMINI TOP SLIDE
AISI 316 / A4

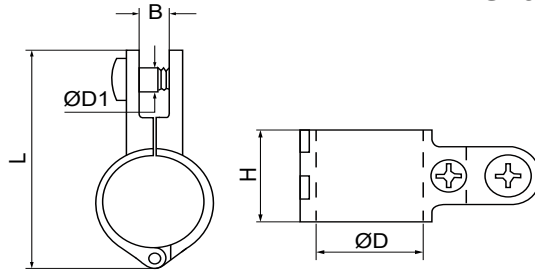


Item	Size	B (inch)	ØD (inch)	ØD1 (inch)	H (inch)	L (inch)	Weight (lb)
348600	7/8"	0.41	3/4"	0.28	1.10	2.13	0.06
348601	1"	0.43	7/8"	0.28	1.10	2.24	0.21
348602	30	0.45	1"	0.28	1.18	2.44	0.28



BIMINI TOP SLIDE (HINGED) AISI 316 / A4

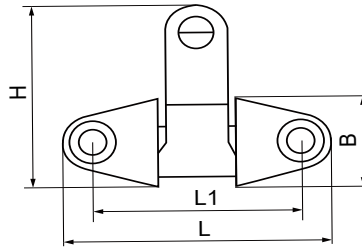
Model
3487



Item	Size	B (inch)	ØD (inch)	ØD1 (inch)	H (inch)	L (inch)	Weight (lb)
348700	3/4"	0.30	3/4"	0.87	1.00	2.13	0.12
348701	7/8"	0.30	7/8"	0.25	1.18	2.95	0.15
348702	1"	0.30	1"	0.25	1.22	3.31	0.15

BIMINI SWIVEL DECK HINGE AISI 316 / A4

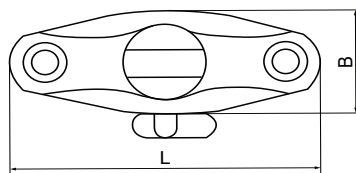
Model
3488




Item	Size	B (inch)	H (inch)	L (inch)	L1 (inch)	Weight (lb)
348800	1"	0.98	1.77	2.76	2.20	0.35

BIMINI SWIVEL DECK HINGE (REMOVABLE PIN) AISI 316 / A4

Model
3489



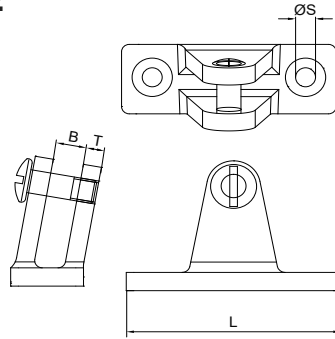
Item	Size	B (inch)	L (inch)	Weight (lb)
348900	1"	1.54	3.54	0.37



Model

3490

BIMINI DECK HINGE (90 DEGREE)
AISI 304 / A2

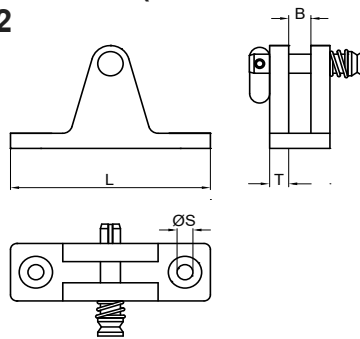


Item	Size	B (inch)	L (inch)	T (inch)	ØS (inch)	Weight (lb)
349000	7/8"	0.28	2.48	0.24	0.20	0.18

Model

3491

BIMINI DECK HINGE (90 DEGREE/QUICK RELEASE)
AISI 304 / A2

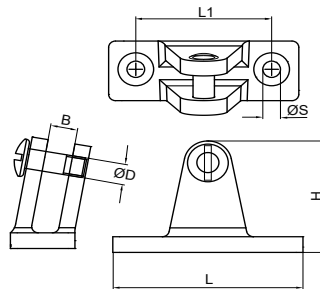


Item	Size	B (inch)	L (inch)	T (inch)	ØS (inch)	Weight (lb)
349100	7/8"	0.28	2.48	0.24	0.20	0.20


Model

3492

BIMINI DECK HINGE (80 DEGREE)
AISI 316 / A4

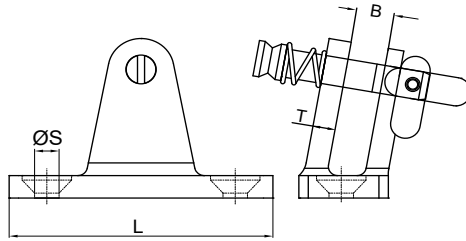


Item	Size	B (inch)	ØD (inch)	H (inch)	L (inch)	L1 (inch)	ØS (inch)	Weight (lb)
349200	7/8"	0.31	1/4"-20UNC	1.42	2.20	1.57	0.20	0.19



BIMINI DECK HINGE (80 DEGREE/QUICK RELEASE) AISI 316 / A4

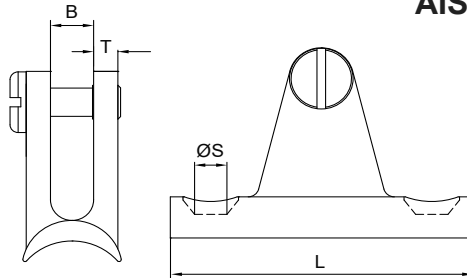
Model
3493



Item	Size	B (inch)	L (inch)	T (inch)	ØS (inch)	Weight (lb)
349300	7/8"	0.31	2.20	0.18	0.20	0.18

BIMINI RAIL HINGE (90 DEGREE) AISI 316 / A4

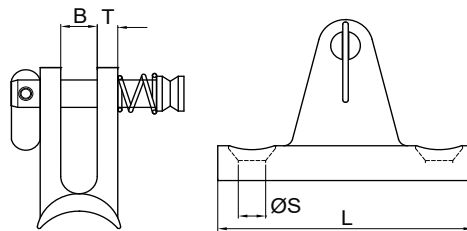
Model
3494




Item	Size	B (inch)	L (inch)	T (inch)	ØS (inch)	Weight (lb)
349400	7/8"	0.31	2.20	0.18	0.24	0.15

BIMINI RAIL HINGE (90 DEGREE/QUICK RELEASE) AISI 316 / A4

Model
3495



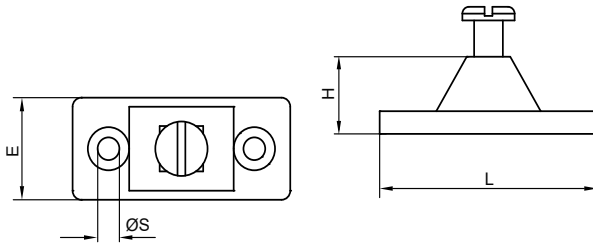
Item	Size	B (inch)	L (inch)	T (inch)	ØS (inch)	Weight (lb)
349500	7/8"	0.31	2.20	0.18	0.24	0.18



Model

3496

BIMINI SIDE MOUNT HINGE AISI 304 / A2

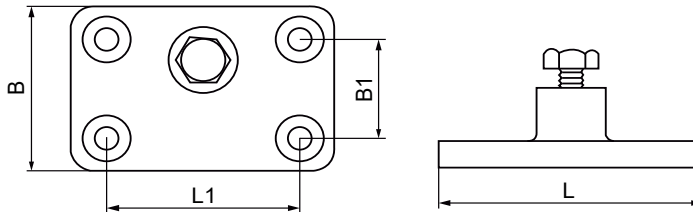


Item	Size	E (inch)	H (inch)	L (inch)	ØS (inch)	Weight (lb)
349600	7/8"	0.89	0.67	1.97	0.21	0.13

Model

3497

BIMINI SIDE MOUNT HINGE (HEAVY DUTY) AISI 304 / A2

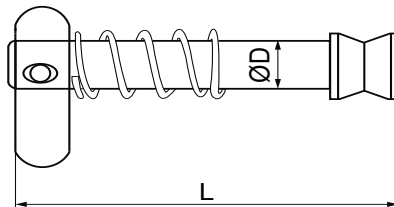


Item	Size	B (inch)	B1 (inch)	L (inch)	L1 (inch)	Weight (lb)
349700	7/8"	1.85	1.06	2.91	1.97	0.28

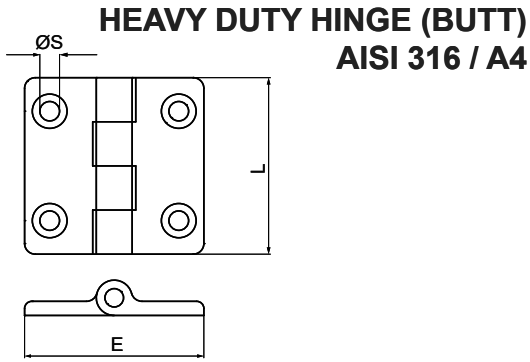

Model

3499

QUICK RELEASE PIN AISI 304 / A2



Item	Size	ØD (inch)	L (inch)	Weight (lb)
349900	1/4"	0.24	1.57	0.02
349901	5/16"	0.31	1.57	0.03



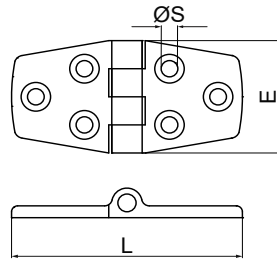
Model
3500



Item	Size	E (inch)	L (inch)	ØS (inch)	Weight (lb)
350000	1-1/2"	1.57	1.50	0.16	0.12
350001	2"	2.00	1.95	0.16	0.19



HEAVY DUTY HINGE (SYMMETRICAL)
AISI 316 / A4



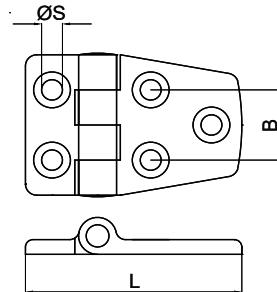
Model
3501



Item	Size	E (inch)	L (inch)	ØS (inch)	Weight (lb)
350100	3"	1.50	2.99	0.22	0.15
350101	4"	1.50	4.13	0.22	0.24




HEAVY DUTY HINGE (ASYMMETRICAL)
AISI 316 / A4



Model
3502



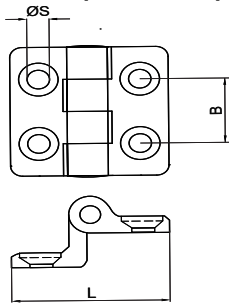
Item	Size	B (inch)	L (inch)	ØS (inch)	Weight (lb)
350200	2-1/4"	0.75	2.24	0.22	0.13
350201	2-3/4"	0.75	2.81	0.22	0.13



Model

3503

HEAVY DUTY HINGE (OFFSET)
AISI 316 / A4

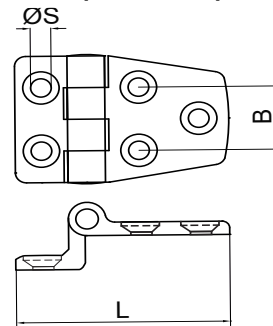


Item	Size	B (inch)	L (inch)	ØS (inch)	Weight (lb)
350300	1-1/2"	0.74	1.50	0.22	0.11

Model

3503

HEAVY DUTY HINGE (OFFSET)
AISI 316 / A4

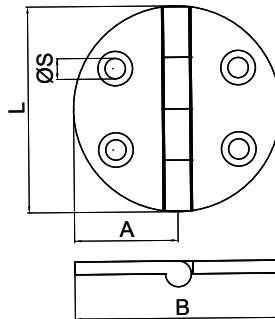


Item	Size	B (inch)	L (inch)	ØS (inch)	Weight (lb)
350301	2-1/4"	0.75	2.24	0.22	0.13
350302	2-3/4"	0.75	2.81	0.22	0.18


Model

3504

HEAVY DUTY HINGE (ROUND)
AISI 316 / A4

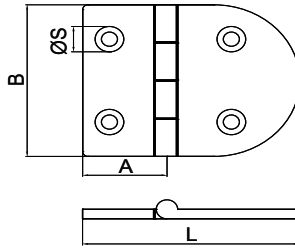


Item	Size	A (inch)	B (inch)	L (inch)	ØS (inch)	Weight (lb)
350400	2-1/2"	1.25	2.51	2.51	0.25	0.22



HEAVY DUTY HINGE (ROUND/SQUARE) AISI 316 / A4

Model
3505

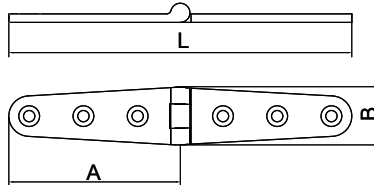


Item	Size	A (inch)	B (inch)	L (inch)	ØS (inch)	Weight (lb)
350500	3-1/4"	1.29	2.51	3.18	0.24	0.36



HEAVY DUTY HINGE (STRAP) AISI 316 / A4

Model
3506

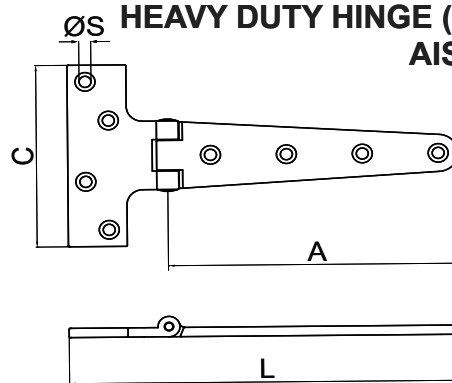


Item	Size	A (inch)	B (inch)	L (inch)	Weight (lb)
350600	4"	2.01	0.98	4.02	0.26
350601	6"	2.99	0.98	5.98	0.27




HEAVY DUTY HINGE (T-STRAP) AISI 316 / A4

Model
3507

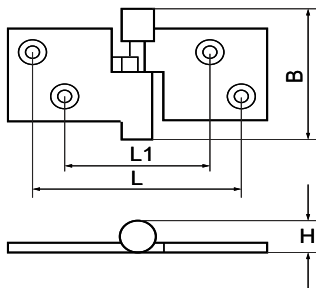


Item	Size	A (inch)	C (inch)	L (inch)	ØS (inch)	Weight (lb)
350700	4"	2.67	2.36	3.93	0.32	0.17
350701	6"	4.50	3.14	6.08	0.37	0.37
350702	8"	5.77	3.86	7.76	0.24	0.66



Model
3508

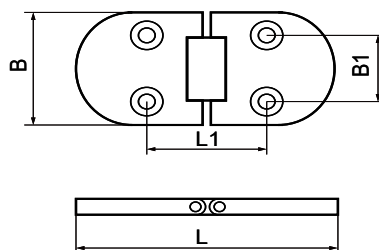
HEAVY DUTY HINGE (TAKE APART)
AISI 316 / A4



Item	Size	B (inch)	H (inch)	L (inch)	L1 (thread)	Weight (lb)
350800 (Right)	3-1/2"	2.05	0.47	2.90	2.00	0.24
350801 (Left)	3-1/2"	2.05	0.47	2.90	2.00	0.24

Model
3509

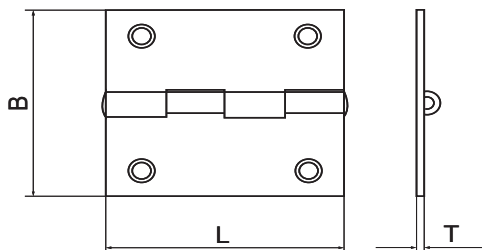
HEAVY DUTY HINGE (FLUSH)
AISI 316 / A4




Item	Size	B (inch)	B1 (inch)	L (inch)	L1 (inch)	Weight (lb)
350900	3-1/4"	1.48	0.73	3.18	1.60	0.23
350901	4"	1.65	0.70	3.22	1.57	0.29

Model
3510

STAMPED HINGE (2-HOLE)
AISI 316 / A4



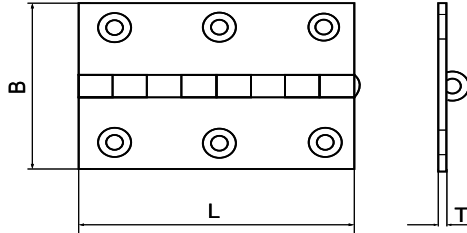
Item	Size	B (inch)	L (inch)	T (inch)	Weight (lb)
351000	1-3/16"	1.18	0.98	0.03	0.01
351001	1-9/16"	1.57	1.37	0.03	0.02
351002	2"	1.96	1.57	0.03	0.03



STAMPED HINGE (3-HOLE) AISI 316 / A4

Model

3511



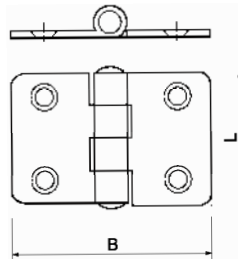
Item	Size	B (inch)	L (inch)	T (inch)	Weight (lb)
351100	1-9/16"	1.57	2.32	0.05	0.06
351101	2-3/8"	2.36	3.14	0.05	0.07
351102	3-3/16"	3.14	3.14	0.05	0.08



STAMPED HINGE (HEAVY) AISI 316 / A4

Model

3512



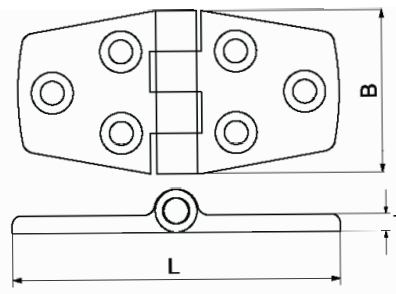
Item	Size	B (inch)	L (inch)	Weight (lb)
351200	1-9/16"	1.57	1.57	0.09
351201	2-3/8"	2.36	1.57	0.10




STAMPED HINGE (SYMMETRICAL) AISI 316 / A4

Model

3513



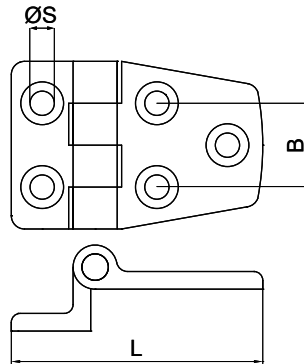
Item	Size	B (inch)	L (inch)	T (inch)	Weight (lb)
351300	3-1/8"	1.57	3.07	0.08	0.04



Model

3514

STAMPED HINGE (ASYMMETRICAL)
AISI 316 / A4

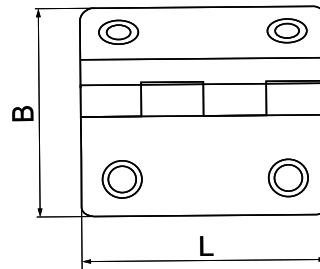


Item	Size	B (inch)	L (inch)	ØS (inch)	Weight (lb)
351400	2-5/16"	0.90	2.16	0.22	0.09

Model

3515

DOOR HINGE (OFFSET)
AISI 316 / A4

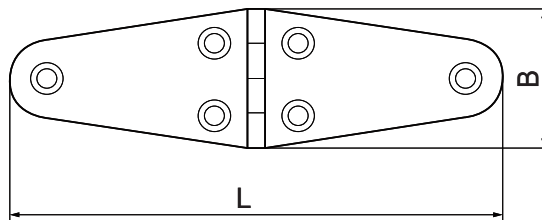


Item	Size	B (inch)	L (inch)	Weight (lb)
351500	1-7/16"	1.45	1.37	0.08


Model

3516

STRAP HINGE (WIDE)
AISI 316 / A4



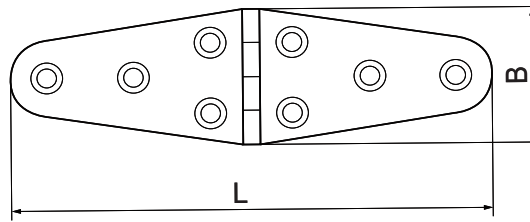
Item	Size	B (inch)	L (inch)	Weight (lb)
351600	5-7/16"	1.57	5.51	0.18



STRAP HINGE (WIDE) AISI 316 / A4

Model

3516

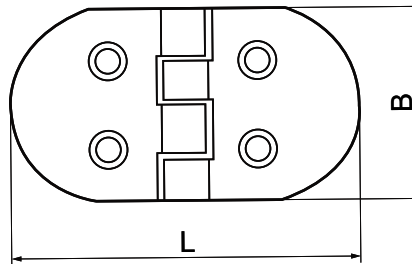


Item	Size	B (inch)	L (inch)	Weight (lb)
351601	7-3/16"	1.57	7.08	0.19

OVAL HINGE (2-HOLE) AISI 316 / A4

Model

3517

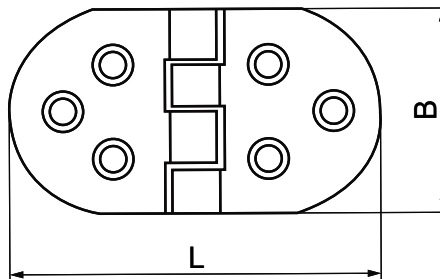


Item	Size	B (inch)	L (inch)	Weight (lb)
351700	3"	1.57	2.87	0.11

OVAL HINGE (3-HOLE) AISI 316 / A4

Model


3518



Item	Size	B (inch)	L (inch)	Weight (lb)
351800	2-3/4"	1.57	2.91	0.11

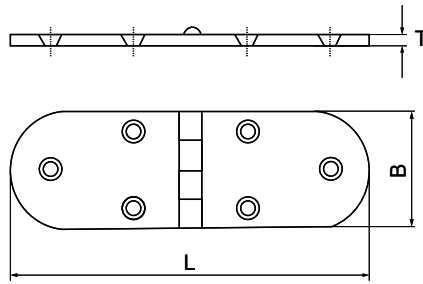
Browse the full range at www.unitedstainless.com





Model
3519

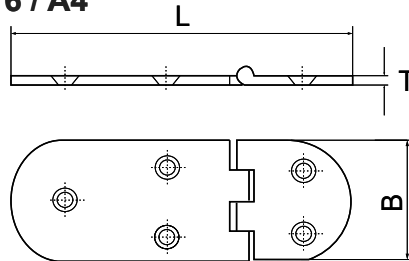
OVAL HINGE (LONG)
AISI 316 / A4



Item	Size	B (inch)	L (inch)	T (inch)	Weight (lb)
351910	7.5"	2.55	7.50	0.17	0.14

Model
3520

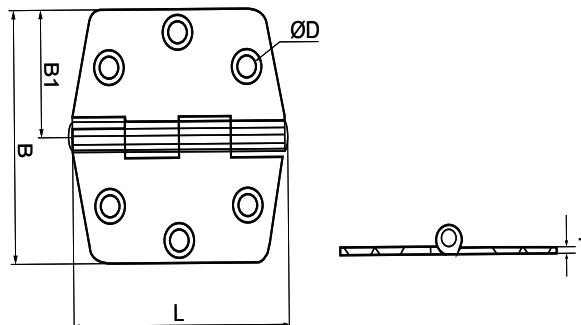
OVAL HINGE (OFFSET)
AISI 316 / A4




Item	Size	B (inch)	L (inch)	T (inch)	Weight (lb)
352010	5"	1.57	5.00	0.13	0.26

Model
3521

HINGE (ELECTRO POLISHED)
AISI 316 / A4

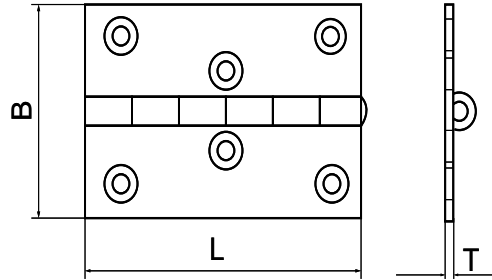


Item	Size	B (inch)	B1 (inch)	ØD (inch)	L (inch)	T (inch)	Weight (lb)
352110	3" x 2.36"	3.00	1.47	0.21	2.36	0.07	0.17




HINGE (ELECTRO POLISHED)
AISI 316 / A4

Model
3522

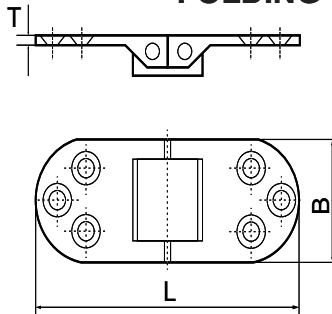


Item	Size	B (inch)	L (inch)	T (inch)	Weight (lb)
352210	3" x 2"	2.00	3.00	0.05	0.11



FOLDING TABLE HINGE
AISI 316 / A4

Model
3523

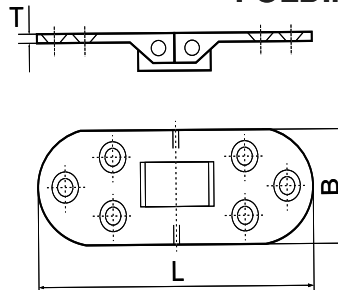


Item	Size	B (inch)	L (inch)	T (inch)	Weight (lb)
352300	2.6"	1.18	2.60	0.08	0.08




FOLDING TABLE HINGE
AISI 316 / A4

Model
3524



Item	Size	B (inch)	L (inch)	T (inch)	Weight (lb)
352400	3-3/8"	1.18	3.39	0.08	0.08

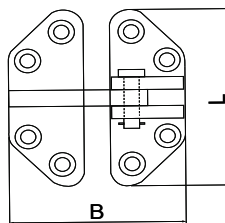
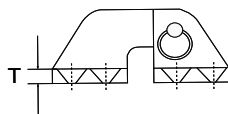


Model

3525

HATCH HINGE (STANDARD)

AISI 316 / A4



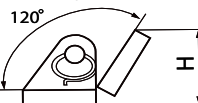
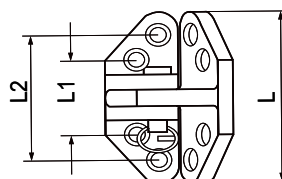
Item	Size	B (inch)	L (inch)	T (inch)	Weight (lb)
352500	2.6"	2.59	2.79	0.23	0.47

Model

3526

HATCH HINGE (ANGLED)

AISI 316 / A4



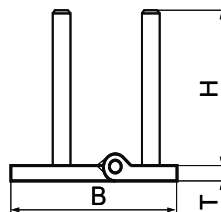
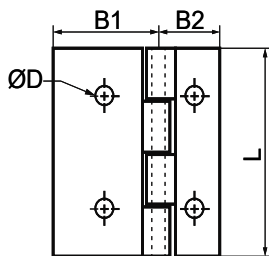
Item	Size	H (inch)	L (inch)	L1 (inch)	L2 (inch)	Weight (lb)
352600	3"	1.18	2.83	1.25	2.09	0.49

Model

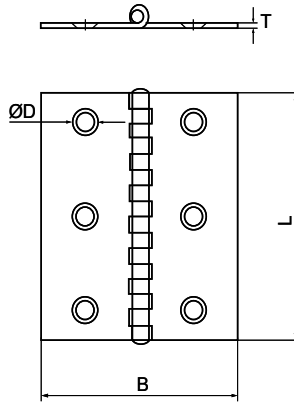

3527

FLUSH HINGE

AISI 316 / A4



Item	Size	B (inch)	B1 (inch)	B2 (inch)	ØD (inch)	H (inch)	L (inch)	T (inch)	Weight (lb)
352710	3.15"x2.55"	3.15	1.96	1.18	0.23	1.96	2.55	0.15	0.49

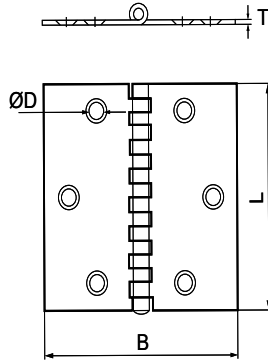



BUTT HINGE
AISI 304 / A2

Model
3528



Item	Size	B (inch)	ØD (inch)	L (inch)	T (inch)	Weight (lb)
352810	2.36" x 2.36"	2.36	0.22	2.36	0.06	0.10

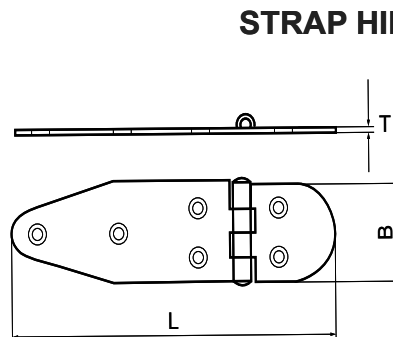


BUTT HINGE
AISI 304 / A2

Model
3531



Item	Size	B (inch)	ØD (inch)	L (inch)	T (inch)	Weight (lb)
353110	3.15" x 3.15"	3.15	0.22	3.15	0.06	0.40




STRAP HINGE (OFFSET)
AISI 304 / A2

Model
3532

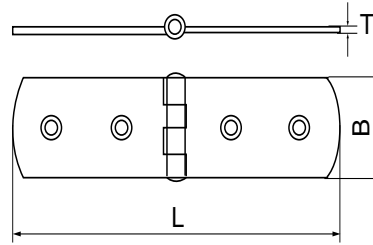


Item	Size	B (inch)	L (inch)	T (inch)	Weight (lb)
353210	5.12" x 1.57"	1.57	5.12	0.06	0.15



Model
3533

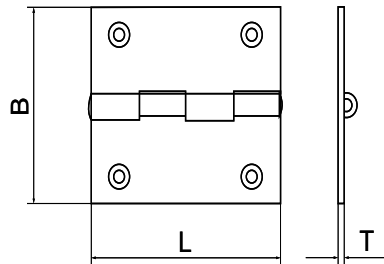
STRAP HINGE
AISI 304 / A2



Item	Size	B (inch)	L (inch)	T (inch)	Weight (lb)
353310	2.95" x 0.79"	0.79	2.95	0.05	0.07

Model
3534

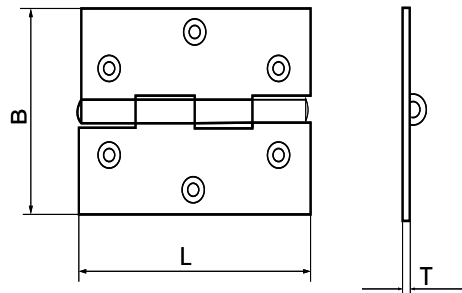
BUTT HINGE
AISI 304 / A2




Item	Size	B (inch)	L (inch)	T (inch)	Weight (lb)
353410	1.12" x 1.18"	1.12	1.18	0.03	0.02
353420	1.57" x 1.57"	1.57	1.57	0.03	0.03

Model
3535

BUTT HINGE
AISI 304 / A2



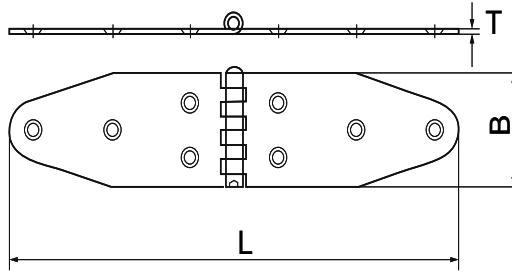
Item	Size	B (inch)	L (inch)	T (inch)	Weight (lb)
353510	1.97" x 2.36"	1.97	2.36	0.03	0.04



STRAP HINGE AISI 304 / A2

Model

3536

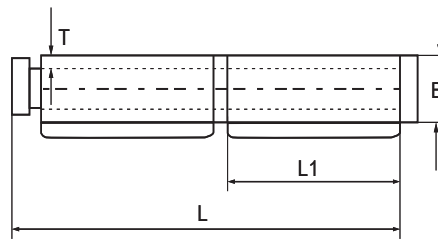


Item	Size	B (inch)	L (inch)	T (inch)	Weight (lb)
353610	7.28" x 1.57"	1.57	7.28	0.06	0.33

WELD HINGE AISI 304 / A2

Model

3537

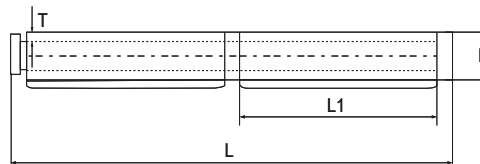


Item	Size	B (inch)	L (inch)	L1 (inch)	T (inch)	Weight (lb)
353700	2.36"	0.59	2.36	1.06	0.07	0.12


WELD HINGE AISI 304 / A2

Model

3538



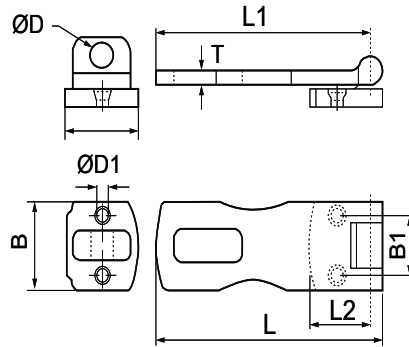
Item	Size	B (inch)	L (inch)	L1 (inch)	T (inch)	Weight (lb)
353800	5.51"	0.80	5.51	2.55	0.09	0.32



Model

3540

SAFETY LATCH (HEAVY DUTY) AISI 316 / A4

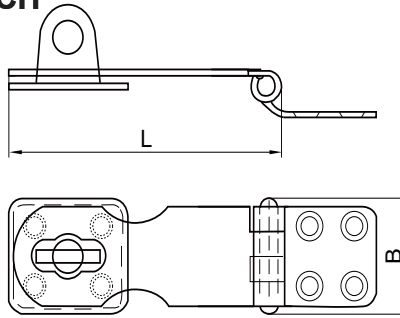


Item	Size	B (inch)	B1 (inch)	ØD (inch)	ØD1 (inch)	L (inch)	L1 (inch)	L2 (inch)	T (inch)	Weight (lb)
354000	1" x 3"	1.00	0.69	0.33	0.16	3.00	2.87	0.82	0.13	0.24

Model

3541

SAFETY LATCH AISI 304 / A2

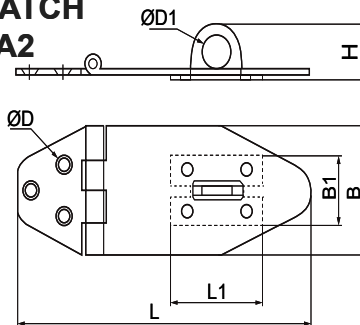


Item	Size	B (inch)	L (inch)	Weight (lb)
354100	1" x 2-3/4"	0.98	2.76	0.09
354101	1" x 3-3/4"	0.98	3.74	0.10



Model

3542

SAFETY LATCH AISI 304 / A2

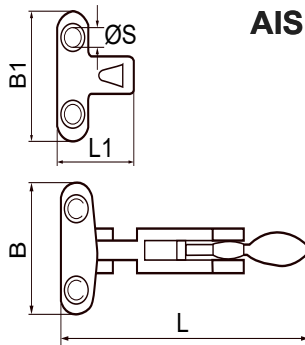


Item	Size	B (inch)	B1 (inch)	ØD (inch)	ØD1 (inch)	H (inch)	L (inch)	L1 (inch)	Weight (lb)
354200	1-9/16" x 5"	1.57	1.14	0.17	0.17	0.74	4.92	1.22	0.14



**SWIVEL LATCH
AISI 316 / A4**

Model
3543

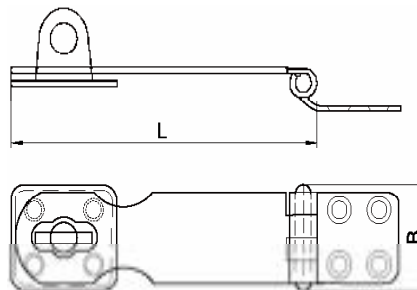


Item	Size	B (inch)	B1 (inch)	L (inch)	ØS (inch)	Weight (lb)	WLL (lb)
354300	1-7/8" x 4-3/8"	1.88	1.53	4.37	0.19	0.07	0.15




**SWIVEL LATCH
AISI 316 / A4**

Model
3544



Item	Size	B (inch)	L (inch)	Weight (lb)
354400	1" x 2-3/4"	0.98	2.76	0.09
354401	1" x 3-3/4"	0.98	3.74	0.10

HINGES, HASPS & LATCHES



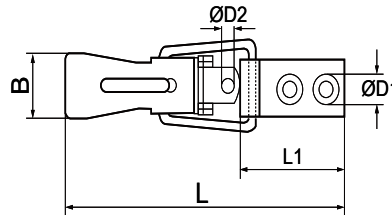
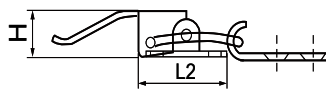
HINGES, HASPS & LATCHES

Model

3546

BAILING LATCH

AISI 304 / A2



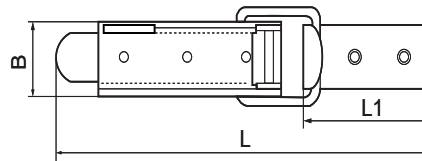
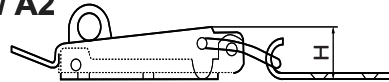
Item	Size	B (inch)	H (inch)	ØD1 (inch)	ØD2 (inch)	L (inch)	L1 (inch)	Weight (lb)
354600	3.01"	0.57	0.41	0.26	0.13	3.01	1.10	0.03

Model

3547

BAILING LATCH

AISI 304 / A2



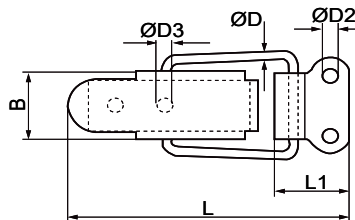
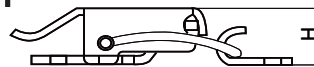
Item	Size	B (inch)	H (inch)	L (inch)	L1 (inch)	Weight (lb)
354700	4.02"	0.65	0.43	4.02	1.18	0.05

Model

3548

BAILING LATCH

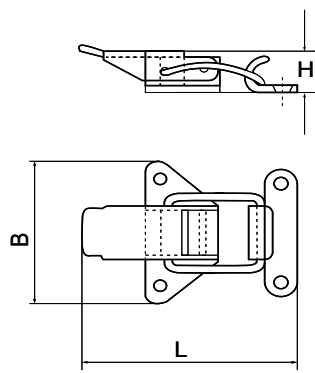

AISI 304 / A2



Item	Size	B (inch)	ØD (inch)	ØD2 (inch)	ØD3 (inch)	H (inch)	L (inch)	L1 (inch)	Weight (lb)
354800	2.17"	0.59	0.08	0.13	0.13	0.47	2.17	0.59	0.04

Browse the full range at www.unitedstainless.com

UNITED
STAINLESS

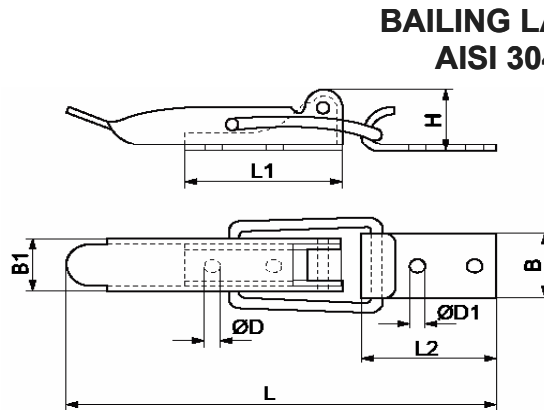


SWIVEL LATCH
AISI 304 / A2

Model
3549



Item	Size	B (inch)	H (inch)	L (inch)	Weight (lb)
354900	2.05"	1.57	0.43	2.05	0.03



BAILING LATCH
AISI 304 / A2

Model
3550

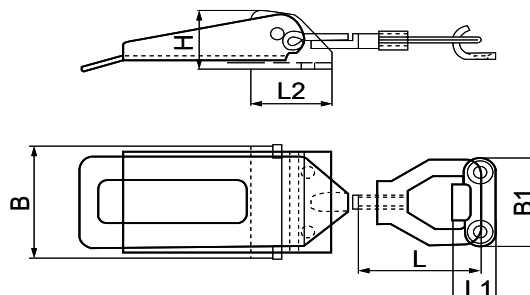


Item	Size	B (inch)	B1 (inch)	ØD (inch)	ØD1 (inch)	H (inch)	L (inch)	L1 (inch)	L2 (inch)	Weight (lb)
355000	4.53"	0.75	0.59	0.17	0.18	0.67	4.53	1.61	1.42	0.12



BAILING LATCH SPRING ADJUSTABLE
AISI 304 / A2

Model
3551




Item	Size	B (inch)	B1 (inch)	H (inch)	L (inch)	L1 (inch)	L2 (inch)	Weight (lb)
355100	2.36"	1.91	1.50	1.00	2.36	0.69	1.24	0.36

Browse the full range at
www.unitedstainless.com



HINGES, HASPS & LATCHES

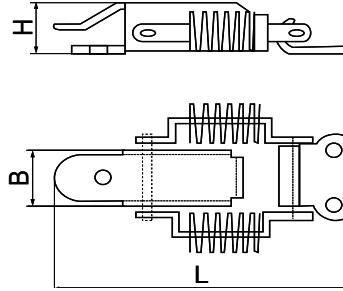


HINGES, HASPS & LATCHES

Model

3552

BAILING LATCH SPRING ADJUSTABLE AISI 304 / A2

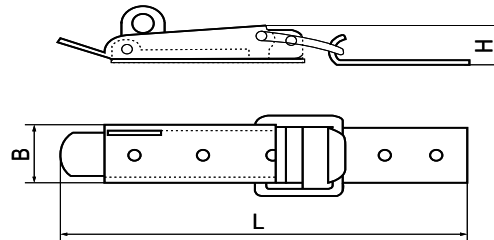


Item	Size	B (inch)	H (inch)	L (inch)	Weight (lb)
355200	2.48"	0.59	0.47	2.48	0.07

Model

3553

BAILING LATCH AISI 304 / A2


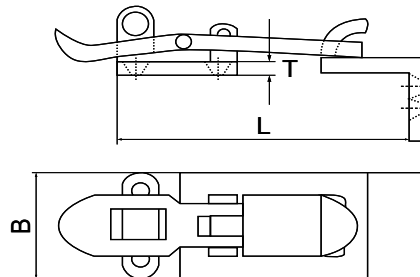


Item	Size	B (inch)	H (inch)	L (inch)	Weight (lb)
355300	7.64"	1.22	0.79	7.64	0.40

Model

3554



BAILING LATCH AISI 316 / A4



Item	Size	B (inch)	L (inch)	T (inch)	Weight (lb)
355400	2.76"	1.10	2.76	0.14	0.21

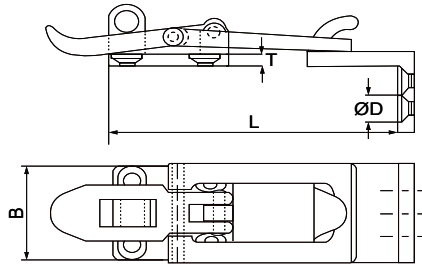
Browse the full range at www.unitedstainless.com





BAILING LATCH
AISI 316 / A4

Model
3555

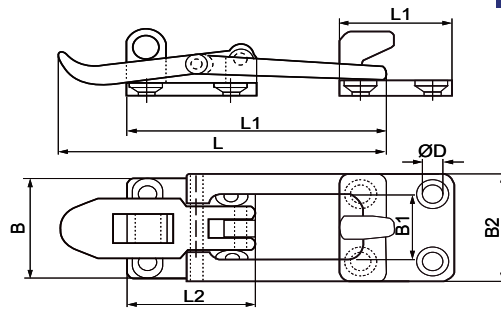


Item	Size	B (inch)	ØD (inch)	L (inch)	T (inch)	Weight (lb)
355500	2.44"	1.10	0.31	2.44	0.14	0.21



BAILING LATCH
AISI 316 / A4

Model
3556

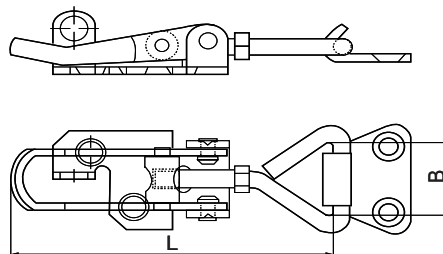


Item	Size	B (inch)	B1 (inch)	B2 (inch)	ØD (inch)	L (inch)	L1 (inch)	L2 (inch)	Weight (lb)
355600	3.46"	0.71	0.67	1.10	0.17	3.46	2.95	0.94	0.19




BAILING LATCH ADJUSTABLE
AISI 316 / A4

Model
3557



Item	Size	B (inch)	L (inch)	Weight (lb)
355700	2.99"	1.04	2.99	0.10



1000 Edwards Ave, Suite C
New Orleans,
LA 70123
Customer Service:
504-681-9924



www.unitedstainless.com