

**SAMPLE NAME: Carolina Dream Dreamer Tinctue**

Liquid Edible, Colorado Infused

**CULTIVATOR / MANUFACTURER**
**Business Name:**  
**License Number:**  
**Address:**
**DISTRIBUTOR / TESTED FOR**
**Business Name:** Ashford  
 International LLC  
**License Number:**  
**Address:**
**SAMPLE DETAIL**
**Batch Number:** T-RND 9  
**Sample ID:** 221021S006  
**Date of Sampling:** 10/21/2022  
**Time of Sampling:** 4:50 p.m.  
**Sampler Name:**  
**Sampler Company:**
**Date Collected:** 10/21/2022  
**Date Received:** 10/21/2022  
**Batch Size:**  
**Sample Size:** 33.0 units  
**Unit Mass:** 33 milliliters per Unit  
**Serving Size:**


Scan QR code to verify authenticity of results.

**CANNABINOID ANALYSIS - SUMMARY**
**Total THC:** 46.959 mg/unit

**Total CBD:** 1250.139 mg/unit

**Sum of Cannabinoids:** 1712.238 mg/unit

**Total Cannabinoids:** 1706.826 mg/unit


Total THC/CBD is calculated using the following formulas to take into account the loss of a carboxyl group during the decarboxylation step:  
 Total THC =  $\Delta^9$ -THC + (THCa (0.877))  
 Total CBD = CBD + (CBDa (0.877))  
 Sum of Cannabinoids =  $\Delta^9$ -THC + THCa + CBD + CBDa + CBG + CBGa + THCv + THCVa + CBC + CBCa + CBDV + CBDVa +  $\Delta^8$ -THC + CBL + CBN  
 Total Cannabinoids = ( $\Delta^9$ -THC+0.877\*THCa) + (CBD+0.877\*CBDa) + (CBG+0.877\*CBGa) + (THCV+0.877\*THCVa) + (CBC+0.877\*CBCa) + (CBDV+0.877\*CBDVa) +  $\Delta^8$ -THC + CBL + CBN

**Density:** 0.9519 g/mL

**TERPENOID ANALYSIS - SUMMARY**



39 TESTED, TOP 3 HIGHLIGHTED

**Total Terpenoids:** 0.5312%


 Linalool 1.360 mg/g

  $\beta$ -Caryophyllene 1.320 mg/g

  $\beta$ -Pinene 1.049 mg/g


**SAFETY ANALYSIS - SUMMARY**
**Pesticides:**  **PASS**
**Mycotoxins:**  **PASS**
**Residual Solvents:**  **PASS**
**Heavy Metals:**  **PASS**
**Microbiology (PCR):**  **PASS**
**Microbiology (Plating):**  **PASS**

For quality assurance purposes. Not a Regulatory Hemp Lab Test Report. These results relate only to the sample included on this report. This report shall not be reproduced, except in full, without written approval of the laboratory.

**Sample Certification:** 6 CCR 1010-21 Colorado Wholesale Food, Industrial Hemp, and Shellfish Regulations; where applicable

**Decision Rule:** Statements of conformity (e.g. Pass/Fail) to specifications are made in this report without taking measurement uncertainty into account. Where statements of conformity are made in this report, the following decision rules are applied: PASS - Results within limits/specifications, FAIL - Results exceed limits/specifications.

**References:** limit of detection (LOD), limit of quantification (LOQ), not detected (ND), not tested (NT), too numerous to count >250 cfu/plate (TNTC), colony-forming unit (cfu)

  
 Approved by: Josh Wurzer  
 Job Title: President  
 Date: 10/26/2022




## Cannabinoid Analysis

Tested by high-performance liquid chromatography with diode-array detection (HPLC-DAD).

**Method:** QSP 1157 - Analysis of Cannabinoids by HPLC-DAD

### TOTAL THC: 46.959 mg/unit

Total THC ( $\Delta^9$ -THC+0.877\*THCa)

### TOTAL CBD: 1250.139 mg/unit

Total CBD (CBD+0.877\*CBDa)

### TOTAL CANNABINOIDS: 1706.826 mg/unit

Total Cannabinoids (Total THC) + (Total CBD) + (Total CBG) + (Total THCV) + (Total CBC) + (Total CBDV) +  $\Delta^8$ -THC + CBL + CBN

### TOTAL CBG: 14.520 mg/unit

Total CBG (CBG+0.877\*CBGa)

### TOTAL THCV: ND

Total THCV (THCV+0.877\*THCVa)

### TOTAL CBC: 47.058 mg/unit

Total CBC (CBC+0.877\*CBCa)

### TOTAL CBDV: 7.326 mg/unit

Total CBDV (CBDV+0.877\*CBDVa)

## CANNABINOID TEST RESULTS - 10/22/2022

COMPOUND	LOD/LOQ (mg/mL)	MEASUREMENT UNCERTAINTY (mg/mL)	RESULT (mg/mL)	RESULT (%)
CBD	0.004 / 0.011	±1.3705	36.743	3.8600
CBN	0.001 / 0.007	±0.2931	10.211	1.0727
$\Delta^9$ -THC	0.002 / 0.014	±0.0781	1.423	0.1495
CBC	0.003 / 0.010	±0.0449	1.394	0.1464
CBDa	0.001 / 0.026	±0.0369	1.300	0.1366
CBG	0.002 / 0.006	±0.0213	0.440	0.0462
CBDV	0.002 / 0.012	±0.0091	0.222	0.0233
CBL	0.003 / 0.010	±0.0043	0.117	0.0123
CBCa	0.001 / 0.015	±0.0014	0.036	0.0038
CBDVa	0.001 / 0.018	N/A	<LOQ	<LOQ
$\Delta^8$ -THC	0.01 / 0.02	N/A	ND	ND
THCa	0.001 / 0.005	N/A	ND	ND
THCV	0.002 / 0.012	N/A	ND	ND
THCVa	0.002 / 0.019	N/A	ND	ND
CBGa	0.002 / 0.007	N/A	ND	ND
Total THC		±0.0781	1.423	0.1495
<b>SUM OF CANNABINOIDS</b>			<b>51.886 mg/mL</b>	<b>5.4508%</b>

## Unit Mass: 33 milliliters per Unit

$\Delta^9$ -THC per Unit	46.959 mg/unit
Total THC per Unit	46.959 mg/unit
CBD per Unit	1212.519 mg/unit
Total CBD per Unit	1250.139 mg/unit
Sum of Cannabinoids per Unit	1712.238 mg/unit
Total Cannabinoids per Unit	1706.826 mg/unit

## DENSITY TEST RESULT

0.9519 g/mL

Tested 10/22/2022

**Method:** QSP 7870 - Sample Preparation



## Terpenoid Analysis

Terpene analysis utilizing gas chromatography-flame ionization detection (GC-FID).

Method: QSP 1192 - Analysis of Terpenoids by GC-FID

### 1 Linalool

A monoterpenoid alcohol with a fragrance that can be described as spicy, waxy, citrus and floral. It is commonly used as an insecticide against cockroaches, flies, fleas and other insects. Found in basil, lavender, cinnamon, hops, mugwort, goldenrods...etc.

### 2 β-Caryophyllene

A sesquiterpene with a fragrance that can be described as spicy, woody, dry, dusty and mildly sweet. It was one of the first organic compounds to fully synthesized in a laboratory and plays a role in the endocannabinoid system as it is a functional CB<sub>2</sub> receptor agonist. Found in black pepper, clove, hops, rosemary, black-jack, perilla, spicebush, Indian pennywort, celery, frankincense, vitex, parsley, marigold, tamarind...etc.

### 3 β-Pinene

One of two isomers of the monoterpene Pinene, the most abundant terpene in the natural world. It is responsible for the distinct aroma of many coniferous trees, particularly pines, from which it derives its name. It is a primary constituent of turpentine. Found in pines, parsley, celery, nutmeg, hyssop, black currant, rosemary, black pepper, spearmint...etc.

## TERPENOID TEST RESULTS - 10/22/2022

COMPOUND	LOD/LOQ (mg/g)	MEASUREMENT UNCERTAINTY (mg/g)	RESULT (mg/g)	RESULT (%)
Linalool	0.009 / 0.032	±0.0403	1.360	0.1360
β-Caryophyllene	0.004 / 0.012	±0.0366	1.320	0.1320
β-Pinene	0.004 / 0.014	±0.0093	1.049	0.1049
Myrcene	0.008 / 0.025	±0.0096	0.965	0.0965
Limonene	0.005 / 0.016	±0.0028	0.248	0.0248
α-Bisabolol	0.008 / 0.026	±0.0089	0.214	0.0214
α-Humulene	0.009 / 0.029	±0.0016	0.065	0.0065
Guaiol	0.009 / 0.030	±0.0019	0.051	0.0051
α-Phellandrene	0.006 / 0.020	±0.0004	0.040	0.0040
Caryophyllene Oxide	0.010 / 0.033	N/A	<LOQ	<LOQ
α-Pinene	0.005 / 0.017	N/A	ND	ND
Camphene	0.005 / 0.015	N/A	ND	ND
Sabinene	0.004 / 0.014	N/A	ND	ND
Δ <sup>3</sup> -Carene	0.005 / 0.018	N/A	ND	ND
α-Terpinene	0.005 / 0.017	N/A	ND	ND
p-Cymene	0.005 / 0.016	N/A	ND	ND
Eucalyptol	0.006 / 0.018	N/A	ND	ND
β-Ocimene	0.006 / 0.020	N/A	ND	ND
γ-Terpinene	0.006 / 0.018	N/A	ND	ND
Sabinene Hydrate	0.006 / 0.022	N/A	ND	ND
Fenchone	0.009 / 0.028	N/A	ND	ND
Terpinolene	0.008 / 0.026	N/A	ND	ND
Fenchol	0.010 / 0.034	N/A	ND	ND
Isopulegol	0.005 / 0.016	N/A	ND	ND
Camphor	0.006 / 0.019	N/A	ND	ND
Isoborneol	0.004 / 0.012	N/A	ND	ND
Borneol	0.005 / 0.016	N/A	ND	ND
Menthol	0.008 / 0.025	N/A	ND	ND
Terpineol	0.009 / 0.031	N/A	ND	ND
Nerol	0.003 / 0.011	N/A	ND	ND
Citronellol	0.003 / 0.010	N/A	ND	ND
Pulegone	0.003 / 0.011	N/A	ND	ND
Geraniol	0.002 / 0.007	N/A	ND	ND
Geranyl Acetate	0.004 / 0.014	N/A	ND	ND
α-Cedrene	0.005 / 0.016	N/A	ND	ND
trans-β-Farnesene	0.008 / 0.025	N/A	ND	ND
Valencene	0.009 / 0.030	N/A	ND	ND
Nerolidol	0.006 / 0.019	N/A	ND	ND
Cedrol	0.008 / 0.027	N/A	ND	ND
<b>TOTAL TERPENOIDS</b>			<b>5.312 mg/g</b>	<b>0.5312%</b>



## Pesticide Analysis

PESTICIDE TEST RESULTS - 10/24/2022 ✔ PASS

Pesticide and plant growth regulator analysis utilizing high-performance liquid chromatography-mass spectrometry (HPLC-MS) or gas chromatography-mass spectrometry (GC-MS).

\*GC-MS utilized where indicated.

**Method:** QSP 1212 - Analysis of Pesticides and Mycotoxins by LC-MS or QSP 1213 - Analysis of Pesticides by GC-MS

COMPOUND	LOD/LOQ (µg/g)	ACTION LIMIT (µg/g)	MEASUREMENT UNCERTAINTY (µg/g)	RESULT (µg/g)	RESULT
Abamectin	0.032 / 0.097	0.25	N/A	ND	PASS
Acephate	0.006 / 0.018	0.05	N/A	ND	PASS
Acequinocyl	0.009 / 0.027	≥ LOQ	N/A	ND	PASS
Acetamiprid	0.016 / 0.049	0.05	N/A	ND	PASS
Aldicarb	0.030 / 0.090	0.5	N/A	ND	PASS
Allethrin	0.030 / 0.092	0.1	N/A	ND	PASS
Atrazine	0.006 / 0.019	≥ LOQ	N/A	ND	PASS
Azadirachtin	0.082 / 0.248	0.5	N/A	ND	PASS
Azoxystrobin	0.003 / 0.009	0.01	N/A	ND	PASS
Benzovindiflupyr	0.003 / 0.009	0.01	N/A	ND	PASS
Bifenazate	0.003 / 0.009	0.01	N/A	ND	PASS
Bifenthrin	0.021 / 0.064	≥ LOQ	N/A	ND	PASS
Boscalid	0.003 / 0.009	0.01	N/A	ND	PASS
Buprofezin	0.006 / 0.019	≥ LOQ	N/A	ND	PASS
Carbaryl	0.007 / 0.020	0.025	N/A	ND	PASS
Carbofuran	0.003 / 0.008	0.01	N/A	ND	PASS
Chlorantraniliprole	0.006 / 0.018	≥ LOQ	N/A	ND	PASS
Chlorfenapyr*	0.005 / 0.015	1.5	N/A	ND	PASS
Chlorpyrifos	0.013 / 0.039	0.5	N/A	ND	PASS
Clofentezine	0.003 / 0.009	0.01	N/A	ND	PASS
Clothianidin	0.008 / 0.025	0.025	N/A	ND	PASS
Coumaphos	0.003 / 0.010	0.01	N/A	ND	PASS
Cyantraniliprole	0.003 / 0.010	0.01	N/A	ND	PASS
Cyfluthrin	0.052 / 0.159	≥ LOQ	N/A	ND	PASS
Cypermethrin	0.051 / 0.153	≥ LOQ	N/A	ND	PASS
Cyprodinil	0.003 / 0.008	0.01	N/A	ND	PASS
Daminozide	0.026 / 0.077	≥ LOQ	N/A	ND	PASS
Deltamethrin	0.059 / 0.180	≥ LOQ	N/A	ND	PASS
Diazinon	0.006 / 0.017	≥ LOQ	N/A	ND	PASS
Dichlorvos (DDVP)	0.012 / 0.038	0.05	N/A	ND	PASS
Dimethoate	0.003 / 0.009	0.01	N/A	ND	PASS
Dimethomorph	0.016 / 0.050	≥ LOQ	N/A	ND	PASS
Dinotefuran	0.010 / 0.030	0.05	N/A	ND	PASS
Diuron	0.013 / 0.040	≥ LOQ	N/A	ND	PASS
Dodemorph	0.012 / 0.035	≥ LOQ	N/A	ND	PASS
Endosulfan sulfate	0.016 / 0.048	2.5	N/A	ND	PASS
Endosulfan-α*	0.004 / 0.014	2.5	N/A	ND	PASS
Endosulfan-β*	0.006 / 0.019	2.5	N/A	ND	PASS
Ethoprophos	0.003 / 0.009	0.01	N/A	ND	PASS
Etofenprox	0.014 / 0.042	≥ LOQ	N/A	ND	PASS
Etoxazole	0.007 / 0.020	≥ LOQ	N/A	ND	PASS

Continued on next page



**Pesticide Analysis** *Continued*

PESTICIDE TEST RESULTS - 10/24/2022 *continued* ✔ PASS

COMPOUND	LOD/LOQ (µg/g)	ACTION LIMIT (µg/g)	MEASUREMENT UNCERTAINTY (µg/g)	RESULT (µg/g)	RESULT
Etridiazole*	0.002 / 0.005	0.15	N/A	ND	PASS
Fenhexamid	0.003 / 0.008	≥ LOQ	N/A	ND	PASS
Fenoxycarb	0.003 / 0.010	0.01	N/A	ND	PASS
Fenpyroximate	0.007 / 0.020	≥ LOQ	N/A	ND	PASS
Fensulfothion	0.003 / 0.010	0.01	N/A	ND	PASS
Fenthion	0.003 / 0.010	0.01	N/A	ND	PASS
Fenvalerate	0.033 / 0.099	≥ LOQ	N/A	ND	PASS
Fipronil	0.003 / 0.010	0.01	N/A	ND	PASS
Flonicamid	0.007 / 0.022	0.025	N/A	ND	PASS
Fludioxonil	0.003 / 0.010	0.01	N/A	ND	PASS
Fluopyram	0.003 / 0.009	0.01	N/A	ND	PASS
Hexythiazox	0.003 / 0.010	≥ LOQ	N/A	ND	PASS
Imazalil	0.003 / 0.009	0.01	N/A	ND	PASS
Imidacloprid	0.003 / 0.010	0.01	N/A	ND	PASS
Iprodione	0.077 / 0.233	0.5	N/A	ND	PASS
Kinoprene	0.077 / 0.233	1.25	N/A	ND	PASS
Kresoxim-methyl	0.006 / 0.019	0.15	N/A	ND	PASS
λ-Cyhalothrin	0.068 / 0.206	≥ LOQ	N/A	ND	PASS
Malathion	0.003 / 0.009	0.01	N/A	ND	PASS
Metalaxyl	0.003 / 0.010	0.01	N/A	ND	PASS
Methiocarb	0.003 / 0.008	0.01	N/A	ND	PASS
Methomyl	0.008 / 0.025	0.025	N/A	ND	PASS
Methoprene	0.172 / 0.521	≥ LOQ	N/A	ND	PASS
Mevinphos	0.008 / 0.024	0.025	N/A	ND	PASS
MGK-264	0.015 / 0.047	≥ LOQ	N/A	ND	PASS
Myclobutanil	0.003 / 0.009	0.01	N/A	ND	PASS
Naled	0.021 / 0.064	≥ LOQ	N/A	ND	PASS
Novaluron	0.002 / 0.005	0.025	N/A	ND	PASS
Oxamyl	0.017 / 0.051	1.5	N/A	ND	PASS
Paclobutrazol	0.003 / 0.010	0.01	N/A	ND	PASS
Parathion-methyl	0.016 / 0.050	≥ LOQ	N/A	ND	PASS
Pentachloronitrobenzene*	0.004 / 0.012	≥ LOQ	N/A	ND	PASS
Permethrin	0.056 / 0.168	≥ LOQ	N/A	ND	PASS
Phenothrin	0.016 / 0.047	≥ LOQ	N/A	ND	PASS
Phosmet	0.007 / 0.020	≥ LOQ	N/A	ND	PASS
Piperonyl Butoxide	0.010 / 0.029	1.25	N/A	ND	PASS
Pirimicarb	0.003 / 0.009	0.01	N/A	ND	PASS
Prallethrin	0.015 / 0.046	≥ LOQ	N/A	ND	PASS
Propiconazole	0.027 / 0.080	≥ LOQ	N/A	ND	PASS
Propoxur	0.003 / 0.008	0.01	N/A	ND	PASS
Pyraclostrobin	0.003 / 0.010	0.01	N/A	ND	PASS

Continued on next page



### Pesticide Analysis *Continued*

PESTICIDE TEST RESULTS - 10/24/2022 *continued* ✔ PASS

COMPOUND	LOD/LOQ (µg/g)	ACTION LIMIT (µg/g)	MEASUREMENT UNCERTAINTY (µg/g)	RESULT (µg/g)	RESULT
Pyrethrins	0.016 / 0.049	≥ LOQ	N/A	ND	PASS
Pyridaben	0.005 / 0.017	0.02	N/A	ND	PASS
Pyriproxyfen	0.003 / 0.009	≥ LOQ	N/A	ND	PASS
Resmethrin	0.013 / 0.039	0.05	N/A	ND	PASS
Spinetoram	0.003 / 0.010	0.01	N/A	ND	PASS
Spinosad	0.003 / 0.010	0.01	N/A	ND	PASS
Spirodiclofen	0.031 / 0.093	≥ LOQ	N/A	ND	PASS
Spiromesifen	0.016 / 0.050	≥ LOQ	N/A	ND	PASS
Spirotetramat	0.003 / 0.010	0.01	N/A	ND	PASS
Spiroxamine	0.020 / 0.062	≥ LOQ	N/A	ND	PASS
Tebuconazole	0.003 / 0.010	0.01	N/A	ND	PASS
Tebufozide	0.003 / 0.008	0.01	N/A	ND	PASS
Teflubenzuron	0.007 / 0.022	0.025	N/A	ND	PASS
Tetrachlorvinphos	0.003 / 0.008	0.01	N/A	ND	PASS
Tetramethrin	0.021 / 0.063	≥ LOQ	N/A	ND	PASS
Thiabendazole	0.006 / 0.020	≥ LOQ	N/A	ND	PASS
Thiacloprid	0.003 / 0.009	0.01	N/A	ND	PASS
Thiamethoxam	0.003 / 0.010	0.01	N/A	ND	PASS
Thiophanate-methyl	0.013 / 0.040	≥ LOQ	N/A	ND	PASS
Trifloxystrobin	0.003 / 0.009	0.01	N/A	ND	PASS



### Mycotoxin Analysis

MYCOTOXIN TEST RESULTS - 10/25/2022 ✔ PASS

COMPOUND	LOD/LOQ (µg/kg)	ACTION LIMIT (µg/kg)	MEASUREMENT UNCERTAINTY (µg/kg)	RESULT (µg/kg)	RESULT
Aflatoxin B1	1.6 / 5.0	5	N/A	ND	PASS
Aflatoxin B2	1.4 / 4.1		N/A	ND	
Aflatoxin G1	1.6 / 4.9		N/A	ND	
Aflatoxin G2	1.6 / 5.0		N/A	ND	
Total Aflatoxin		20		ND	PASS
Ochratoxin A	1.6 / 5.0	5	N/A	ND	PASS

Mycotoxin analysis utilizing high-performance liquid chromatography-mass spectrometry (HPLC-MS).

**Method:** QSP 1212 - Analysis of Pesticides and Mycotoxins by LC-MS



## Residual Solvents Analysis

Residual Solvent analysis utilizing gas chromatography-mass spectrometry (GC-MS).

**Method:** QSP 1204 - Analysis of Residual Solvents by GC-MS

**Total Butanes** = n-Butane + 2-Methylpropane (Isobutane)  
**Total Heptanes** = 2,2-Dimethylpentane (Neoheptane) + 2,3-Dimethylpentane + 2,4-Dimethylpentane + 3,3-Dimethylpentane + 2,2,3-Trimethylbutane (Triptane) + 2-Methylhexane (Isoheptane) + 3-Methylhexane + 3-Ethylpentane + n-Heptane  
**Total Xylenes** = 1,2-Dimethylbenzene (o-Xylene) + 1,3-Dimethylbenzene (m-Xylene) / 1,4-Dimethylbenzene (p-Xylene)

## RESIDUAL SOLVENTS TEST RESULTS - 10/22/2022

COMPOUND	LOD/LOQ (µg/g)	ACTION LIMIT (µg/g)	MEASUREMENT UNCERTAINTY (µg/g)	RESULT (µg/g)	RESULT
Propane	0.234 / 0.781	1000	N/A	ND	PASS
2-Methylpropane (Isobutane)	0.052 / 0.173		N/A	ND	
n-Butane	0.019 / 0.063		N/A	ND	
<b>Total Butanes</b>		1000		ND	PASS
n-Pentane	0.310 / 1.033	1000	N/A	ND	PASS
n-Hexane	0.110 / 0.366	60	N/A	ND	PASS
2,2-Dimethylpentane (Neoheptane)	0.493 / 1.642		N/A	ND	
2,3-Dimethylpentane	1.009 / 3.365		N/A	ND	
2,4-Dimethylpentane	0.737 / 2.458		N/A	ND	
3,3-Dimethylpentane	0.198 / 0.660		N/A	ND	
2,2,3-Trimethylbutane (Triptane)	0.521 / 1.738		N/A	ND	
2-Methylhexane (Isoheptane)	0.610 / 2.034		N/A	ND	
3-Methylhexane	0.235 / 0.785		N/A	ND	
3-Ethylpentane	0.304 / 1.012		N/A	ND	
n-Heptane	13.12 / 43.72		N/A	ND	
<b>Total Heptanes</b>		1000		ND	PASS
Benzene	0.089 / 0.295	2	N/A	ND	PASS
Toluene	0.115 / 0.382	180	N/A	ND	PASS
1,3-Dimethylbenzene / 1,4-Dimethylbenzene	0.451 / 1.502		N/A	ND	
1,2-Dimethylbenzene (o-Xylene)	0.387 / 1.289		N/A	ND	
<b>Total Xylenes</b>		430		ND	PASS
Methanol	5.534 / 16.77	600	N/A	ND	PASS
Ethanol	8.984 / 27.23	1000	N/A	ND	PASS
2-Propanol (Isopropyl Alcohol)	8.421 / 25.52	1000	N/A	ND	PASS
Acetone	9.510 / 28.82	1000	N/A	ND	PASS

## Heavy Metals Analysis

Heavy metal analysis utilizing inductively coupled plasma-mass spectrometry (ICP-MS).

**Method:** QSP 1160 - Analysis of Heavy Metals by ICP-MS

## HEAVY METALS TEST RESULTS - 10/23/2022

COMPOUND	LOD/LOQ (µg/g)	ACTION LIMIT (µg/g)	MEASUREMENT UNCERTAINTY (µg/g)	RESULT (µg/g)	RESULT
Arsenic	0.02 / 0.1	1.5	N/A	ND	PASS
Cadmium	0.02 / 0.05	0.5	N/A	ND	PASS
Lead	0.04 / 0.1	0.5	N/A	ND	PASS
Mercury	0.002 / 0.01	1.5	N/A	ND	PASS



## Microbiology Analysis

### PCR AND PLATING

Analysis conducted by polymerase chain reaction (PCR) and fluorescence detection of microbiological contaminants.

**Method:** QSP 1221 - Analysis of Microbiological Contaminants

Analysis conducted by 3M™ Petrifilm™ and plate counts of microbiological contaminants.

**Method:** QSP 6794 - Plating with 3M™ Petrifilm™

### MICROBIOLOGY TEST RESULTS (PCR) - 10/25/2022 ✔ PASS

COMPOUND	ACTION LIMIT (cfu/g)	RESULT (cfu/g)	RESULT
Shiga toxin-producing <i>Escherichia coli</i>	Not Detected in 1g	ND	PASS
<i>Salmonella</i> spp.	Not Detected in 1g	ND	PASS
<i>Listeria monocytogenes</i>		ND	
Bile-Tolerant Gram-Negative Bacteria		ND	

### MICROBIOLOGY TEST RESULTS (PLATING) - 10/25/2022 ✔ PASS

COMPOUND	ACTION LIMIT (cfu/g)	RESULT (cfu/g)	RESULT
Total Aerobic Bacteria	10000	ND	PASS
Total Yeast and Mold	1000	ND	PASS
Coliforms	100	ND	PASS