



Welcome to LESSROLL installation.




What's in the package



1. Snap it in place



2. Peel off the "RED" plastic film first.



3. **Center** the 3M tape and peel off white paper.



4. Clear mounting surface with warm water and paper towel, wait till it's completely **dry**.



5. Press hard with your thumb for **30 seconds**. Do not use LESSROLL for **24 hours**, That's the time required by 3M tape to cure and bond to mounting surface.