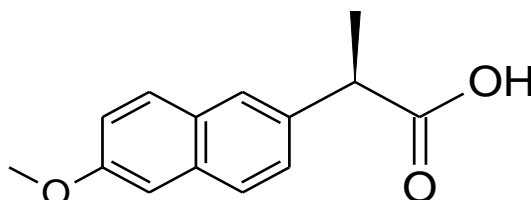


Reference Material Product Information Sheet

Epichem's Quality System conforms to ISO9001:2015 as certified by ECAAS Pty Ltd - Certification number 616061.



Name	(2R)-2-(6-methoxynaphthalen-2-yl)propanoic acid
BP Name	Naproxen Impurity G
Synonym(s)	(R)-Naproxen; (R)-2-(6-Methoxynaphthalen-2-yl)propanoic acid
Epichem Item #	EPL-AA182 Batch 1
CAS #	23979-41-1
Molecular Formula	C ₁₄ H ₁₄ O ₃
Molecular Weight	230.27 g/mol
Appearance	White powder
Melting Point	155.4-156.7°C
Combustion Analysis	Required (%): C:73.0; H:6.1; N:0.0. Found (%): C:72.9; H:6.2; N:0.0.
Purity	99.9%
Optical Purity	99.6% by HPLC; $[\alpha]_D^{25.9} -67$ (c1.00, CHCl ₃)
Date of Manufacture	14 December 2015
Storage Requirements	Protect from heat, light and moisture.
Special Precautions	This compound is for laboratory use only. Its toxicological properties may not have been fully established. It should be handled only by suitably qualified personnel.
Intended Use	This compound is suitable for the identification of impurities and degradants in pharmaceutical materials. The purity assay is considered as relative contribution.
Date of Shipment	TBA This certificate is valid for one year from the date of shipment provided the substance is stored under the recommended conditions.
Retest Date	TBA (Proper Storage and Handling Required)

EPL-AA182 Batch 1

Revision 1

Epichem Pty Ltd, Suite 5, 3 Brodie-Hall Drive, Bentley WA 6102, Australia

Tel + 61 (0)8 6167 5200

Fax + 61 (0)8 6167 5201

www.epichem.com.au

ABN 80 106 769 902

I. Identity

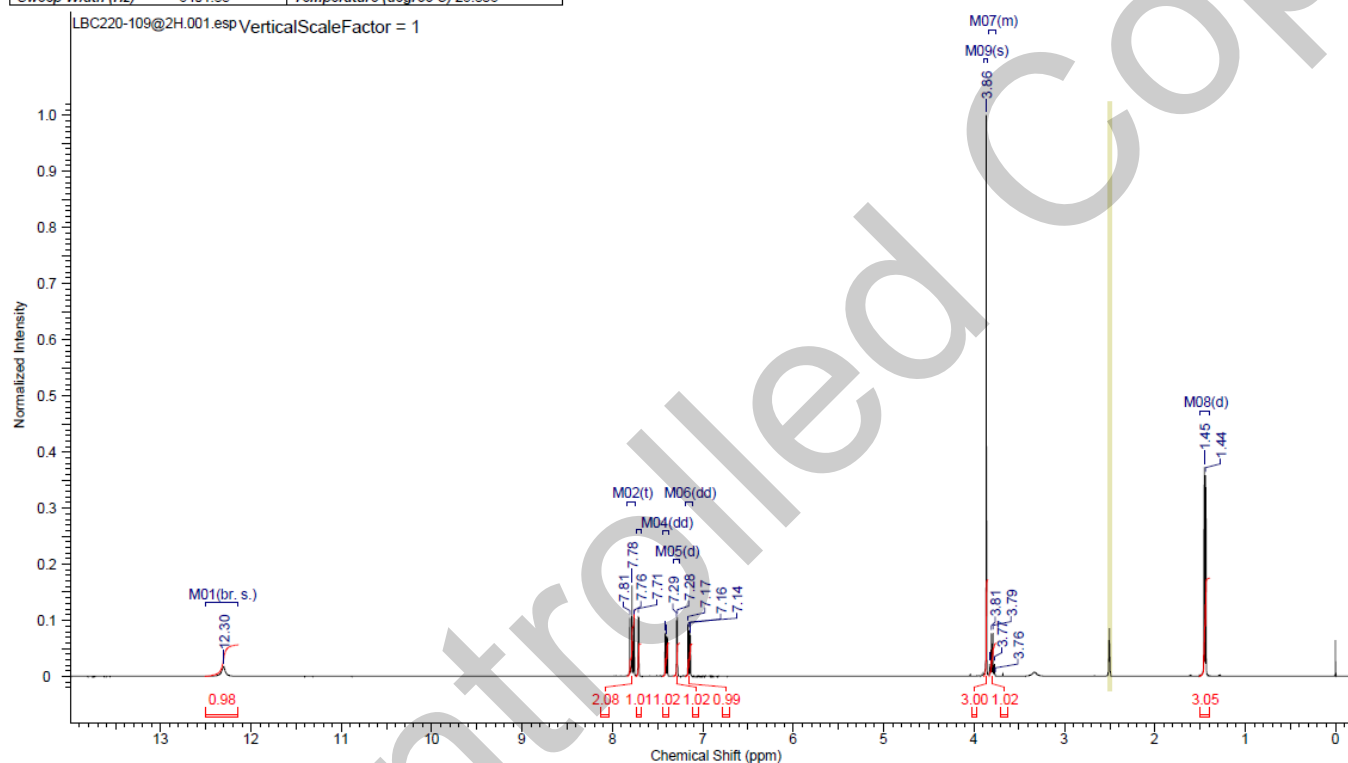
The identity of this product was established using the following analyses:

Ia. ¹H NMR Spectrum

Conditions: 400 MHz, DMSO-d₆

¹H NMR spectrum consistent with chemical structure.

Acquisition Time (sec)	3.7547	Comment	LBC220-109@2H 1H DMSO (E:\data\external\epichem) cygoh 21		
Date	20 Nov 2015 18:20:48	Date Stamp	20 Nov 2015 18:20:48		
File Name	\\NAPHTHALENE\Company\NMR files\LBC220-109@2H\1\fid		Frequency (MHz)	400.13	
Nucleus	1H	Number of Transients	8	Origin	spect
Owner	nmr	Points Count	32768	Original Points Count	24038
SW(cyclical) (Hz)	6402.05	Pulse Sequence	zg	Receiver Gain	90.50
Sweep Width (Hz)	6401.85	Solvent	DMSO-d ₆	Spectrum Offset (Hz)	2798.3567
		Temperature (degree C)	26.836	Spectrum Type	STANDARD



EPL-AA182 Batch 1

Revision 1

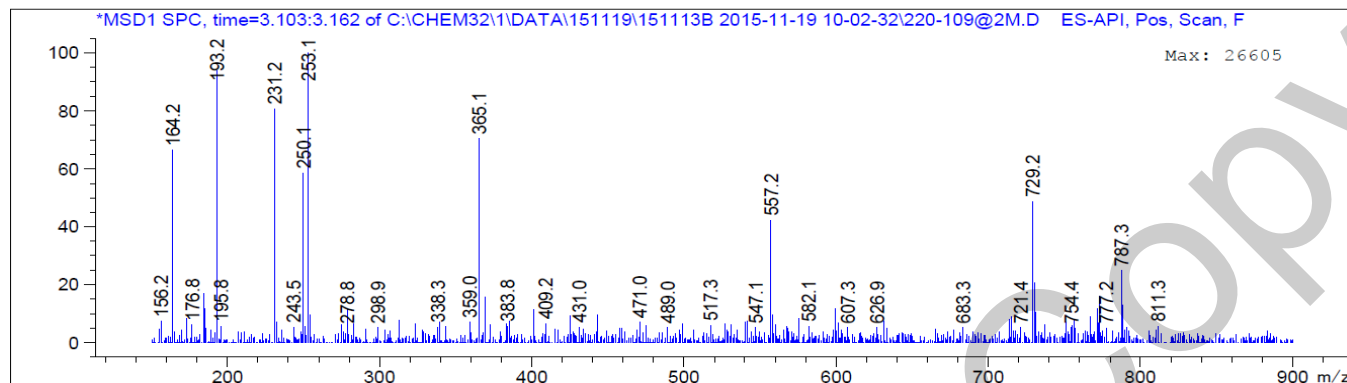
Epichem Pty Ltd, Suite 5, 3 Brodie-Hall Drive, Bentley WA 6102, Australia
Tel + 61 (0)8 6167 5200 Fax + 61 (0)8 6167 5201 www.epichem.com.au ABN 80 106 769 902

Ib. Mass Spectrum

The mass spectrum of this material was analysed by Liquid Chromatography Mass Spectroscopy (LCMS) using in-house EM005.WI08.

Method: 5% to 100% ACN in water gradient (+0.1% formic acid)

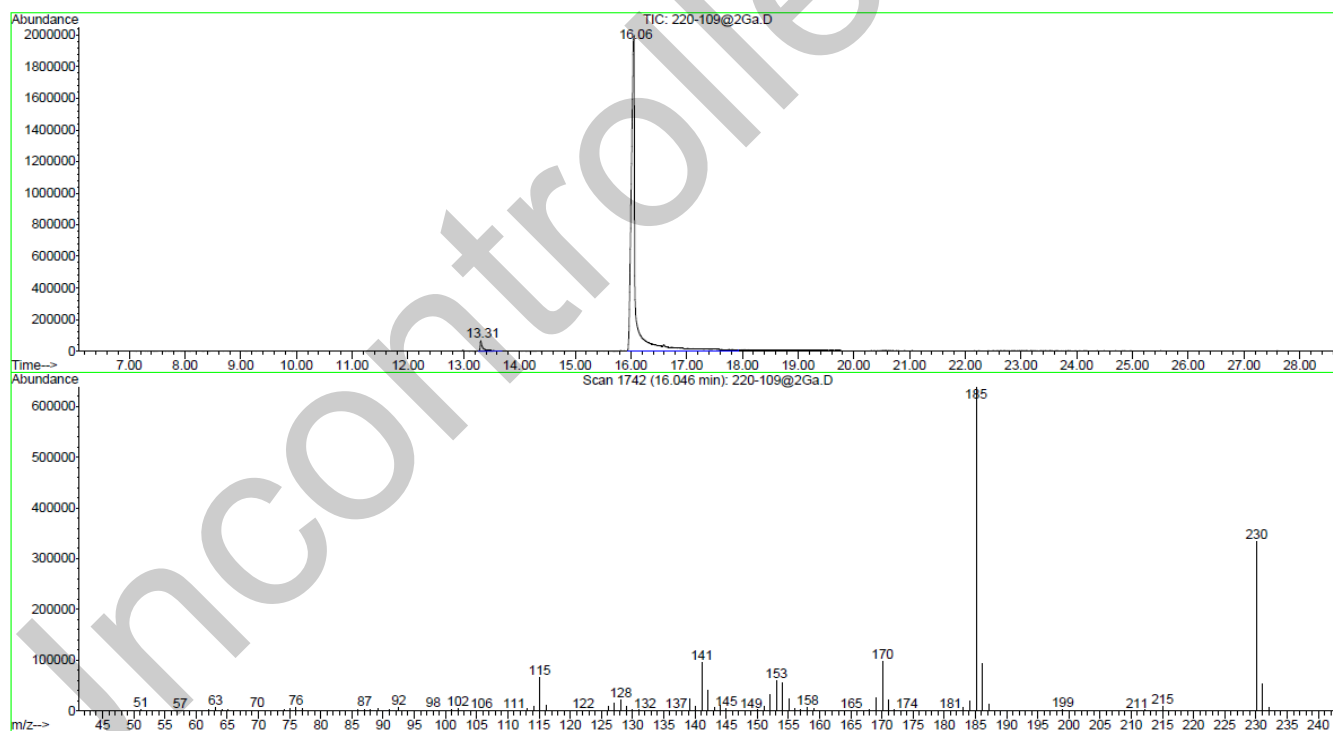
Poroshell 120 EC-C18, 4.6 x 50 mm, 2.7 micron



Theoretical value: 231.1 [M+H]⁺, 253.1 [M+Na]⁺.

The signal of the Mass Spectrum is consistent with the theoretical value and its interpretation is consistent with the structural formula.

Ib (1) GC Mass Spectrum



Theoretical value: 230 [M]⁺

The signal of the Mass Spectrum is consistent with the theoretical value and its interpretation is consistent with the structural formula.

EPL-AA182 Batch 1

Revision 1

Epichem Pty Ltd, Suite 5, 3 Brodie-Hall Drive, Bentley WA 6102, Australia

Tel + 61 (0)8 6167 5200

Fax + 61 (0)8 6167 5201

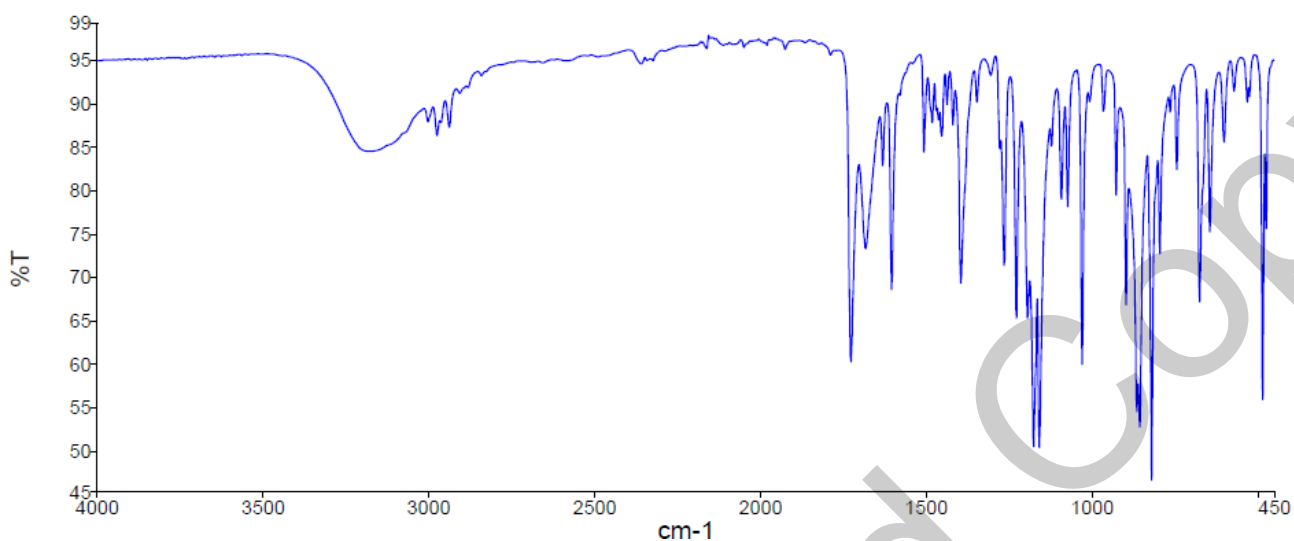
www.epichem.com.au

ABN 80 106 769 902

Ic. IR Spectrum

The infra-red spectrum of this material was analysed by Fourier-Transform Infrared Spectroscopy (FTIR) using in-house EM005.WI09.

Method: Fourier Transform Infrared (FTIR) Spectroscopy



The signals of the IR spectrum and their interpretation are consistent with the structural formula.

EPL-AA182 Batch 1

Revision 1

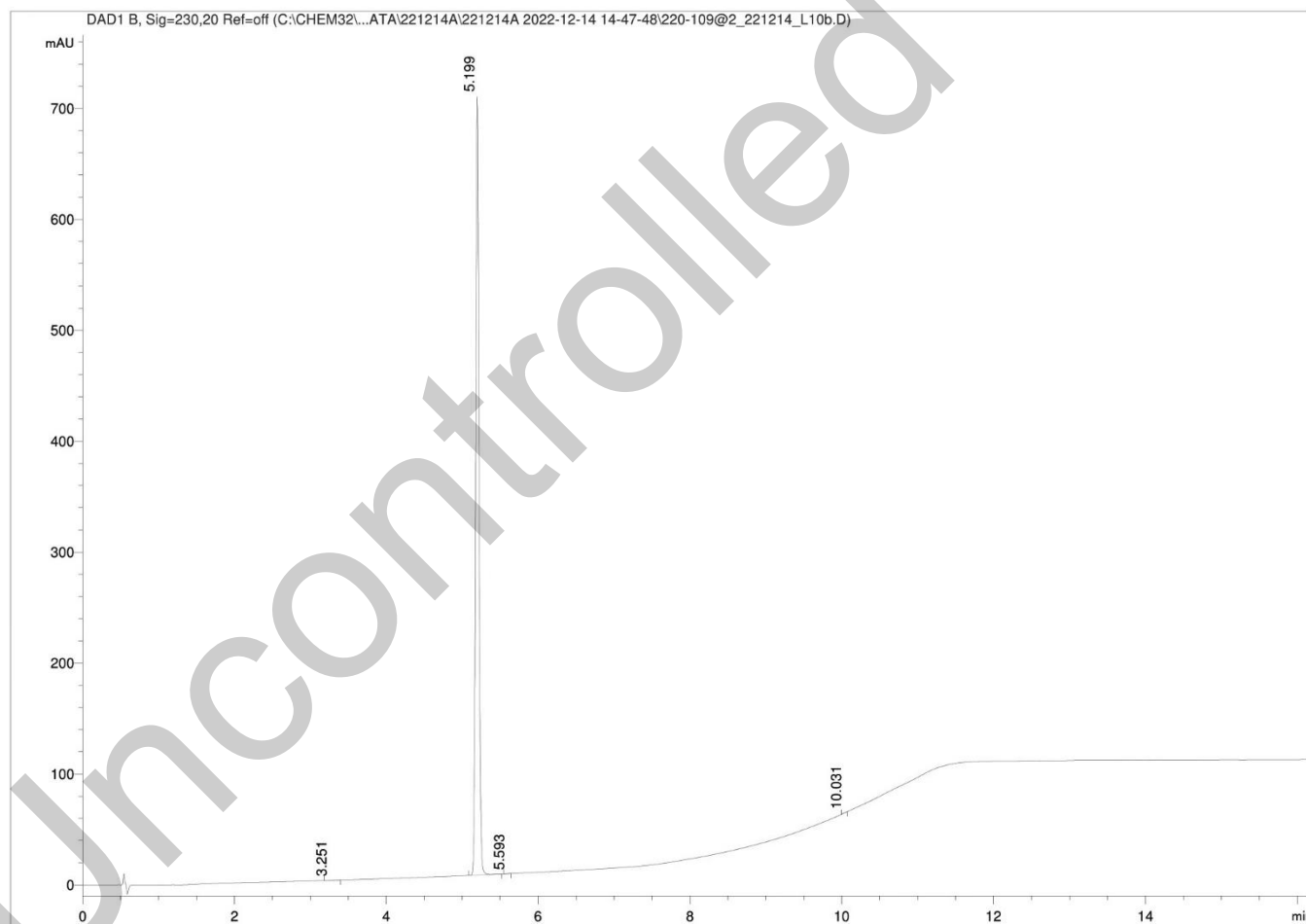
Epichem Pty Ltd, Suite 5, 3 Brodie-Hall Drive, Bentley WA 6102, Australia
Tel + 61 (0)8 6167 5200 Fax + 61 (0)8 6167 5201 www.epichem.com.au ABN 80 106 769 902

II. Purity

The purity of this material was analysed by high performance liquid chromatography (HPLC) using in-house EM005.WI07.

HPLC Conditions:

Column	Conditions				Detector	Injector
Agilent Poroshell 120 EC-C18 4.6 x 50mm 2.7 micron	25°C				DAD 230nm	Auto 1.0 µL 0.15 mg/mL in 100% acetonitrile
	Time (min)	% Line A (Water + 0.1% (v/v) TFA)	% Line B (Acetonitrile + 0.1% (v/v) TFA)	Flow rate (mL/min)		
	0.00	75	25	1.0		
	6.00	45	55	1.0		
	10.00	5	95	1.0		
	15.00	5	95	1.0		
	16.00	75	25	1.0		
	19.00	75	25	1.0		



EPL-AA182 Batch 1

Revision 1

Epichem Pty Ltd, Suite 5, 3 Brodie-Hall Drive, Bentley WA 6102, Australia
Tel + 61 (0)8 6167 5200 Fax + 61 (0)8 6167 5201 www.epichem.com.au ABN 80 106 769 902

Area Percent Report – Sorted by Signal

Peak Number	Retention Time (rounded)	Area	Area % (rounded)
1	3.25	0.52	0.02
2	5.20	2099.99	99.95
3	5.59	0.16	0.01
4	10.03	0.39	0.02
Totals			100.0

For the calculation the system peaks were ignored. The content of the analyte was determined as a ratio of the peak area of the analyte and the cumulative areas of the purities, added up to 100%.

Results:

Average 100.0% (average of duplicate runs)

III. Water Content

Method: Karl-Fischer titration using in-house EM005.WI04.

Results:

Average 0.1%

IV. Ash Content

Method: BP2015 Ash (Appendix XI-J) WS001/27170

Result:

Contains <0.1% ash.

V. Residual Solvents

Method: ¹HNMR

Result:

No visible impurities detected by ¹H NMR analysis.

VI. Final Result

Chromatographic purity (HPLC)	100.0%
Water content	0.1%
Ash content	<0.1%
Residual solvents	<0.1%
Purity*	99.9%

This purity is assessed to be 99.9%.

Product Reviewed By:

Product Released By:

James Rixson, PhD
Head of Production

Jason Chaplin, PhD
Principal Chemist

Release Date: 20 December 2022

* The calculation of the purity follows the formula:

$$\text{Purity(\%)} = \frac{((\text{Chromatographicpurity[HPLC]}) \times (100 - (\text{watercontent} + \text{ashcontent} + \text{volatilecontents})))}{100}$$

EPL-AA182 Batch 1

Revision 1

Epichem Pty Ltd, Suite 5, 3 Brodie-Hall Drive, Bentley WA 6102, Australia
Tel + 61 (0)8 6167 5200 Fax + 61 (0)8 6167 5201 www.epichem.com.au ABN 80 106 769 902