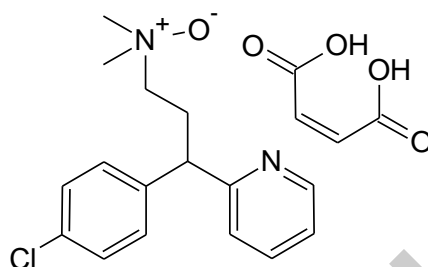


Reference Material Product Information Sheet

Epichem's Quality System conforms to ISO9001:2015 as certified by ECAAS Pty Ltd - Certification number 616061.



Name	(3RS)-3-(4-chlorophenyl)-3-(pyridin-2-yl)propyl dimethylamine- <i>N</i> -oxide maleate
BP/EP Name	Not Listed
USP Name	Not Listed
Synonym(s)	chlorphenamine- <i>N</i> -oxide maleate, chlorpheniramine- <i>N</i> -oxide maleate
Epichem Item #	EPL-AA62 Batch 1
CAS #	2575516-38-8
Molecular Formula	C ₁₆ H ₁₉ ClN ₂ O.C ₄ H ₄ O ₄
Molecular Weight	406.87 g/mol
Appearance	White powder
Melting Point	110.4-120.2°C (decomposition).
Combustion Analysis	Required (%): C: 59.0; H: 5.7; N: 6.9. Found (%): C: 59.1; H: 5.7; N: 6.8.
Purity*	97.4%
Date of Manufacture	7 April 2010
Storage Requirements	Protect from heat, light and moisture.
Special Precautions	This compound is for laboratory use only. Its toxicological properties may not have been fully established. It should be handled only by suitably qualified personnel.
Intended Use	This compound is suitable for the identification of impurities and degradants in pharmaceutical materials. The purity assay is considered as relative contribution.
Date of Shipment	TBA This certificate is valid for one year from the date of shipment provided the substance is stored under the recommended conditions.
Retest Date	TBA (Proper Storage and Handling Required)

* NATA accreditation does not cover the performance of this service

I. Identity

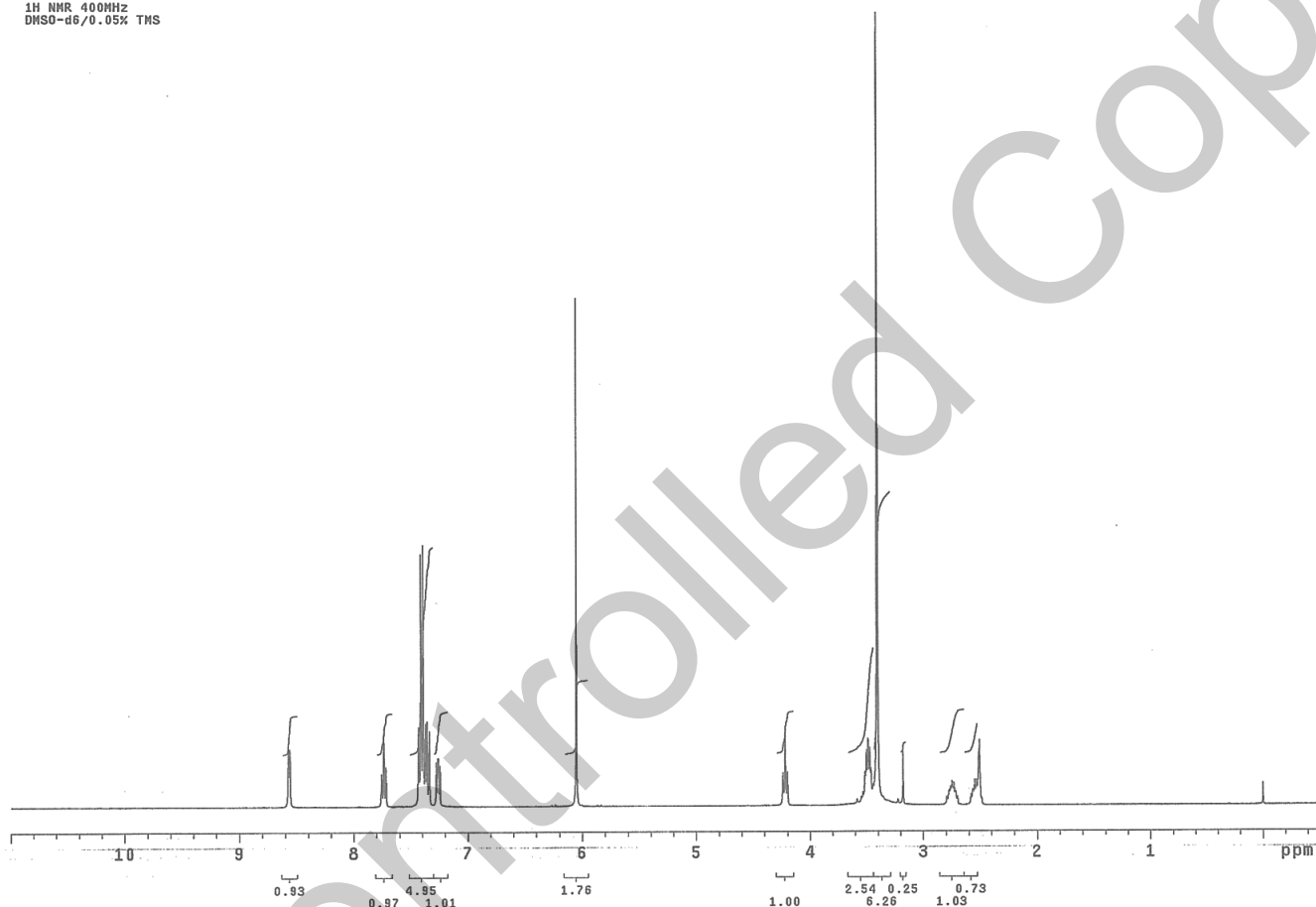
The identity of this product was established using the following analyses:

Ia. ¹H NMR Spectrum

Conditions: 400 MHz, DMSO-d₆

¹H NMR spectrum consistent with chemical structure.

LBC105-00907H
1H NMR 400MHz
DMSO-d6/0.05% TMS



EPL-AA62 Batch 1

Revision 4

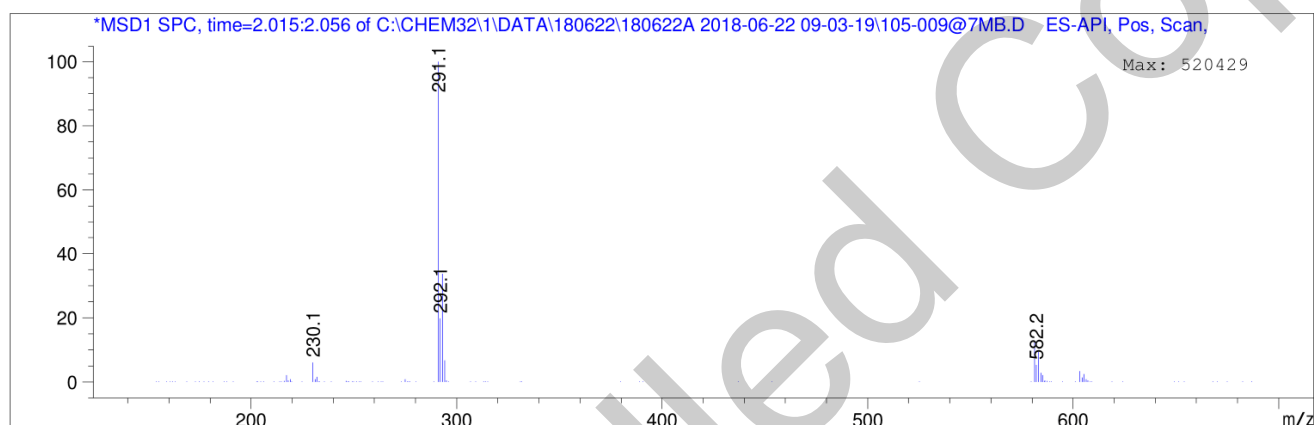
Epichem Pty Ltd, Suite 5, 3 Brodie-Hall Drive, Bentley WA 6102, Australia
Tel + 61 (0)8 6167 5200 Fax + 61 (0)8 6167 5201 www.epichem.com.au ABN 80 106 769 902

Ib. Mass Spectrum

The mass spectrum of this material was analysed by Liquid Chromatography Mass Spectroscopy (LCMS) using in-house EM005.WI08.

Method: ACN/water gradient (+ 0.1% formic acid).
Poroshell 120 EC-C8, 3 x 50 mm, 2.7 micron.

Retention Time (MS)	MS Area	Mol. Weight or Ion
2.031	5529078	581.30 I 293.15 I 292.10 I 291.10 I

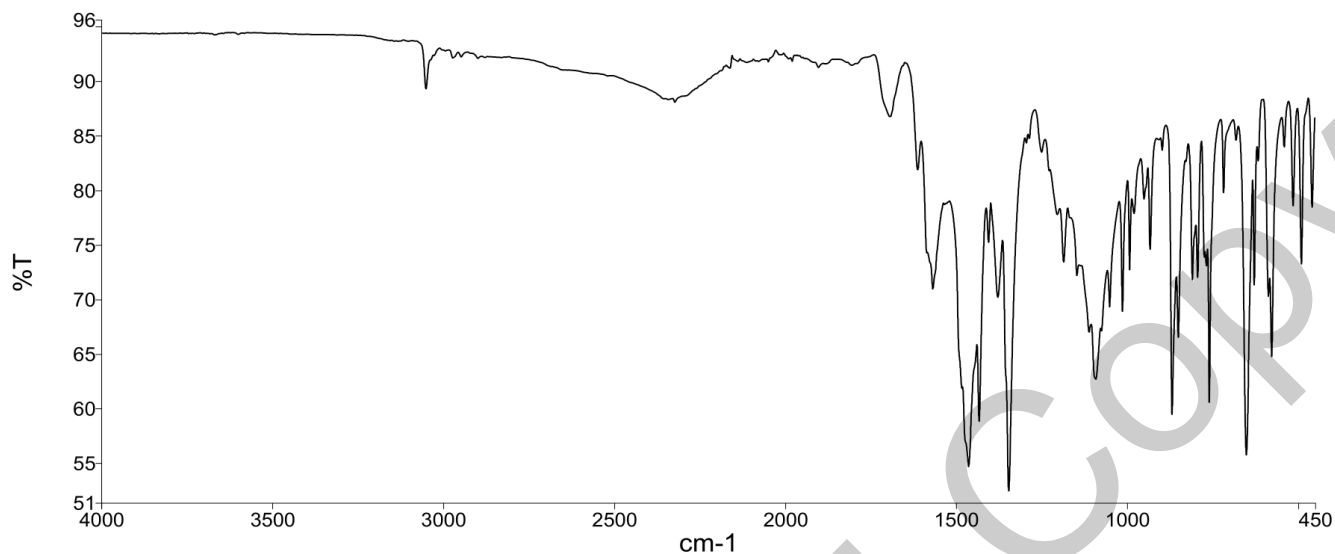


Theoretical values: 291.1 [M+H]⁺.

The signal of the Mass Spectrum is consistent with the theoretical value and its interpretation is consistent with the structural formula.

Ic. IR Spectrum

The infra-red spectrum of this material was analysed by Fourier-Transform Infrared Spectroscopy (FTIR) using in-house EM005.WI09.



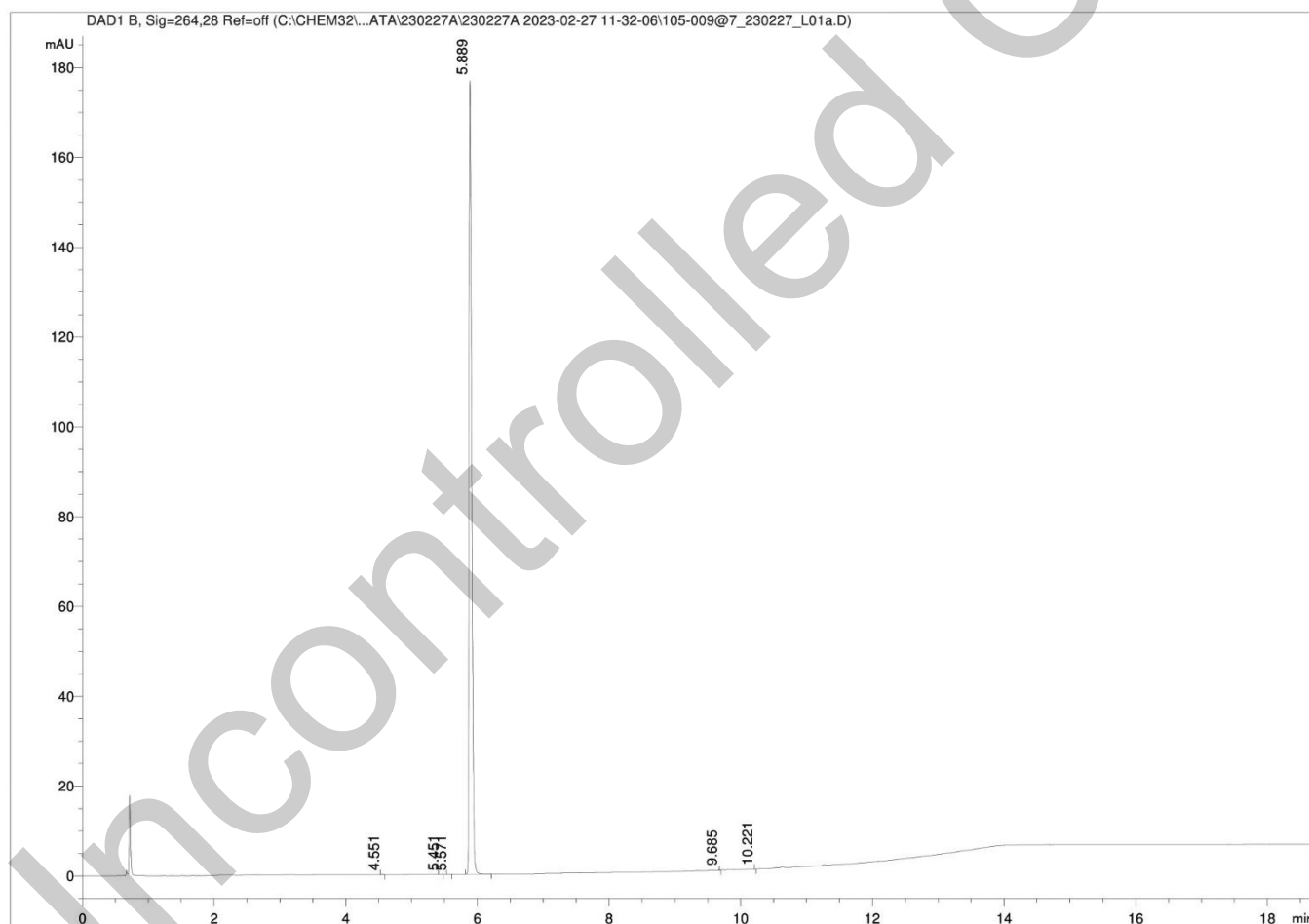
The interpretation of the signals of the Fourier-Transform Infrared Spectrum is consistent with the structural formula.

II. Purity

The purity of this material was analysed by high performance liquid chromatography (HPLC) using in-house EM005.WI07.

HPLC Conditions:

Column	Conditions				Detector	Injector
Agilent Poroshell 120 EC-C18 4.6 x 50mm 2.7 micron	25°C				DAD 264nm	Auto 1.0µL 0.50 mg/mL in 100% water (+0.1% TFA)
	Time (min)	% Line A (Water + 0.1% (v/v) TFA)	% Line B (Acetonitrile + 0.1% (v/v) TFA)	Flow rate (mL/min)		
	0.00	95	5	1.0		
	0.50	95	5	1.0		
	5.50	75	25	1.0		
	12.50	5	95	1.0		
	17.50	5	95	1.0		
	18.50	95	5	1.0		
	21.50	95	5	1.0		



EPL-AA62 Batch 1

Revision 4

Epichem Pty Ltd, Suite 5, 3 Brodie-Hall Drive, Bentley WA 6102, Australia

Tel + 61 (0)8 6167 5200

Fax + 61 (0)8 6167 5201

www.epichem.com.au

ABN 80 106 769 902

Area Percent Report – Sorted by Signal

Peak Number	Retention Time (rounded)	Area	Area % (rounded)
1	4.55	0.08	0.02
2	5.45	0.03	0.01
3	5.57	0.04	0.01
4	5.89	474.95	99.94
5	9.69	0.11	0.02
6	10.22	0.02	0.01
Totals			100 (rounded)

For the calculation the system peaks were ignored. The content of the analyte was determined as a ratio of the peak area of the analyte and the cumulative areas of the purities, added up to 100%.

Results:

Average 99.9% (average of 10 duplicate runs)

III. Water Content

Method: Karl-Fischer titration using in-house EM005.WI04.

Results:

Average 1.7%

IV. Ash Content

Method: BP 2016 Ash (Appendix XI J) as per WS001/28614

Result:

Contains 0.1% ash.

V. Residual Solvents

Method: ¹H NMR

Result:

0.7% methanol detected by ¹H NMR analysis.

VI. Final Result

Chromatographic purity (HPLC)	99.9%
Water content	1.7%
Ash content	0.1%
Residual solvents	0.7%
Purity*	97.4%

This purity is assessed to be 97.4%

Product Reviewed By:

Product Released By:

James Rixson, PhD
Head of Production

Jason Chaplin, PhD
Principal Chemist

Release Date: 3 March 2023

*NATA accreditation does not cover the performance of this service.

The calculation of the purity follows the formula:

$$\text{Purity(\%)} = \frac{((\text{Chromatographicpurity[HPLC]}) \times (100 - (\text{watercontent} + \text{ashcontent} + \text{volatilecontents})))}{100}$$