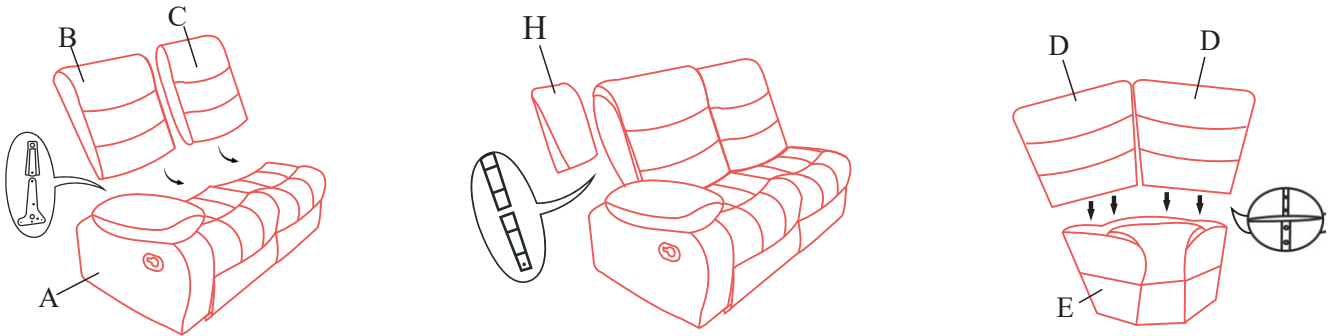


Assembly Instructions:




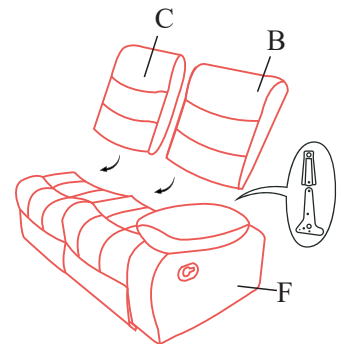
Step 1

Assembling a recliner sofa requires attention to detail to ensure proper functioning. Follow these steps to assemble your sofa:

- Begin by arranging all the pieces and hardware of the sofa in a well-lit area.
- Refer to the diagram provided in the box to identify all the components needed for assembly.
- Locate the brackets at the back of the sofa (as shown above in the diagram) and gently align your backrests so that they fit properly.

Step 2


- Carefully slot the wings into the side of the backrests.
- Align with care the wings to the fixtures and insert them.



Step 3

Congratulations, you have successfully assembled your sofa.

Take a moment to check that all the pieces are securely attached and functioning properly before using it. If you have any questions or concerns, please refer to the manufacturer's instructions or contact their customer support team for assistance.



Note: You may have trouble locating the wings in your package. If you are faced with this problem, please have a look at the sofa.



ATTENTION: before starting to assemble your Sorrento Sofa please make sure all fittings and parts on the page are supplied.

✔ Maintenance Instructions:

Do's:

Follow those rules to make your sofa hold up!

- Regularly remove the dust by vacuuming the upholstery of the sofa,
- Gently wipe your sofa upholstery using a slightly damp microfiber towel, then a dry one.
- Avoid spills and food stains by using coasters, trivets, placemats, etc.
- Remove stains immediately to prevent them from lingering.
- Opt for sofa covers, or slipcovers so that you protect your sofa from wear and tear,
- Use leather conditioner against UV radiations to keep the leather more soft, comfortable and shiny.
- Avoid sunlight and heat.
- Get your sofa cleaned by professional experts once a year to thoroughly remove the deep-seated grime and dirt.
- Keep and preserve a constant cleaning routine.

Don'ts:

Here are the things to avoid in order to preserve the condition of your sofa:

- Do not place your recliner sofa in direct sunlight, as its colour will quickly fade,
- Do not allow any pets on your sofa, their claws can harm and ruin the fabric,
- Do not sit on the arms of the sofa, even though the frame is quite sturdy, it risks wearing out the fabric.
- Do not place food or beverages near the sofa, spills will stain the material very easily,
- Do not opt for harsh chemicals or intense solvent-based products, it will ruin and damage the fabric.
- Do not use your sofa outdoors,
- Do not expose your sofa to water or sustained dampness.

**THE MATERIALS COMPLY WITH UKFR
TESTED BY UK AS ACCREDITED COMPANY**

⚠ Warning:

- Do not stand on this sofa
- Keep small parts away from children