


# Rosa's Big Bridge Experiment

A pack of printable activities to accompany the book "Rosa's Big Bridge Experiment." by Jessica Spanyol.



STEM



# Rosa's Big Bridge Experiment

Rosa and her friends love building bridges. Which one is the longest?


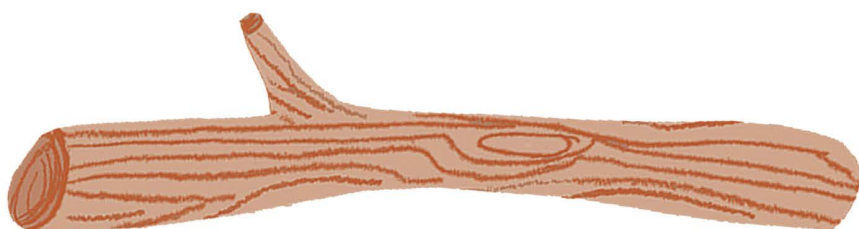



Please draw something to go on top of each bridge and something to go under each bridge. Thank you!






# Make Pictures of Little Bridges

Here are some pictures of rocks, pebbles, planks of wood and sticks.

Cut these out and stick together to make pictures of little bridges.



You could stick them onto black paper.





# Rosa's Big Bridge Experiment

## SPOT AND COUNT

How many boats?


How many shells?

How many rocks?

How many bridges?

How many cars?

Can you find Snowy dog's tennis ball?





# Rosa's Big Bridge Experiment


"Sand is made of tiny particles of rock."

## **DRAW YOUR OWN SAND.**

Use pens, pencils, felt tips, paint  
(Any drawing, painting things you have)  
Make lots and lots and lots of little dots to  
make a picture of your own sand.



Draw on a sheet of paper or add some more dots to this sand picture.



# Rosa's Big Bridge Experiment



**BUILD YOUR OWN BRIDGE.**

Rosa has built some little bridges with toys and things she has found around her home.

**Make your own bridge.**

**Is your bridge stable?**

**Can you balance anything on your bridge?**



# Rosa's Big Bridge Experiment

Colour in this picture of Rosa.

