



Pharah

Cross-stitch pattern

Pattern size

23 x 26 stitches


14 count: 1.64" x 1.86" in
4.2 x 4.7 cm

DMC Colors

14 DMC colors

- | | |
|-----------|------------|
| X DMC 310 | X DMC 797 |
| X DMC 434 | X DMC 798 |
| X DMC 666 | X DMC 841 |
| X DMC 725 | X DMC 938 |
| X DMC 741 | X DMC 939 |
| X DMC 779 | X DMC 3023 |
| X DMC 783 | X DMC 3750 |

(ellipsis box)
...



Ask me your
questions on
Discord!




Pixel Art by Kimdoe

www.twitch.tv/kimdoe

This pattern is for personal use only.



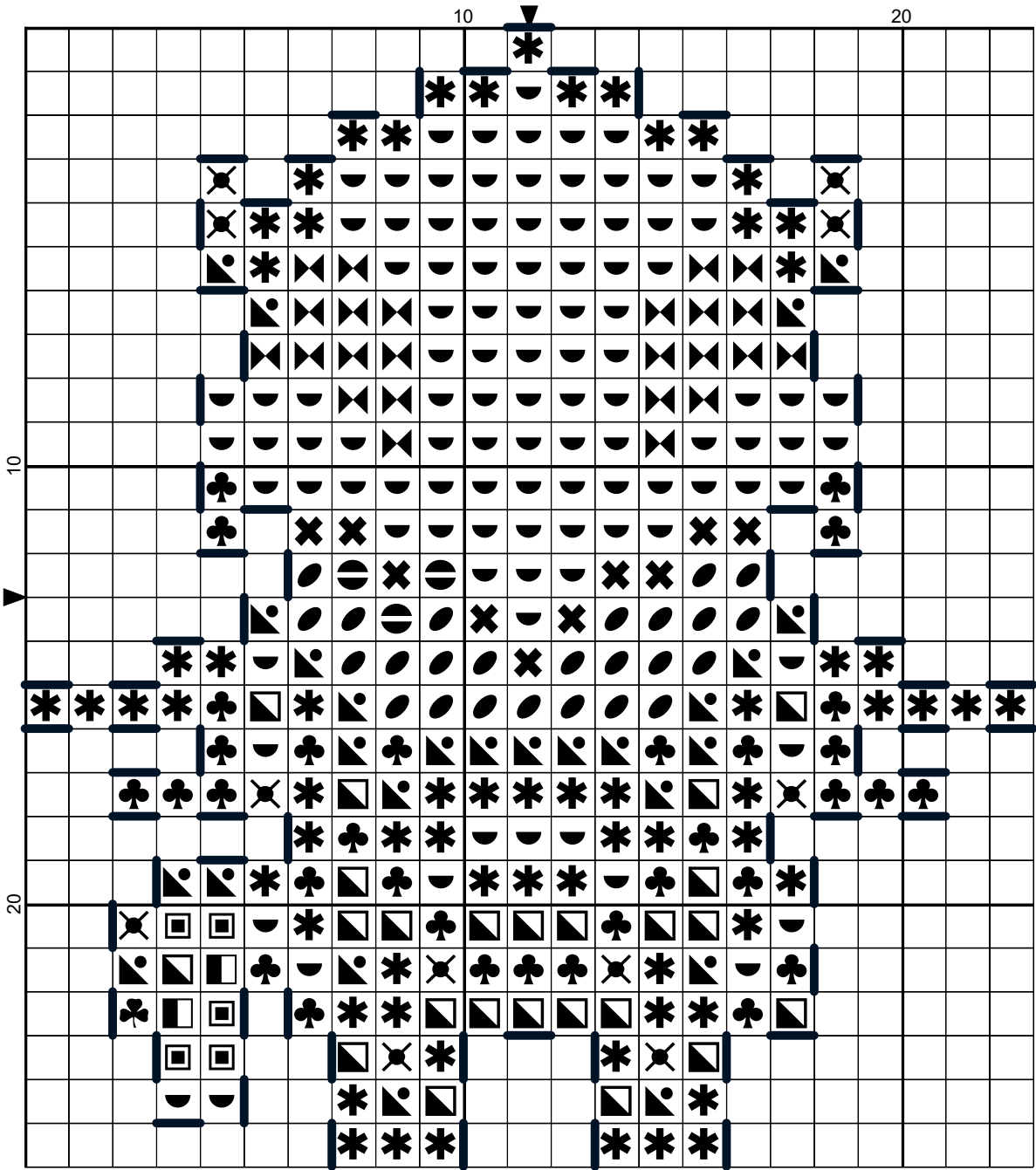
Pharah by ellipsis box



- Legend:
- DMC-310
 - DMC-434
 - DMC-666
 - DMC-725
 - DMC-741
 - DMC-779
 - DMC-783
 - DMC-797
 - DMC-798
 - DMC-841
 - DMC-938
 - DMC-3023
 - DMC-3750
- Backstitches:
- DMC-939

Pixel art by Kimdoe

Pharah by ellipsis box



- Legend:
- DMC-310
 - DMC-434
 - DMC-666
 - DMC-725
 - DMC-741
 - DMC-779
 - DMC-783
 - DMC-797
 - DMC-798
 - DMC-841
 - DMC-938
 - DMC-3023
 - DMC-3750
- Backstitches:
- DMC-939











Pixel art by Kimdoe

Pharah


Author: ellipsis box
Company: ellipsis box
Copyright: Pixel art by Kimdoe
Website: www.ellipsis-box.com
Grid Size: 23W x 26H
Design Area: 1.64" x 1.86" (23 x 26 stitches)



Legend:

	[2]	DMC	310	black	(24 stitches)		[2]	DMC	797	royal blue	(33 stitches)
	[2]	DMC	434	brown - lt	(10 stitches)		[2]	DMC	798	delft blue - dk	(67 stitches)
	[2]	DMC	666	christmas red - br	(1 stitches)		[2]	DMC	841	beige brown - lt	(5 stitches)
	[2]	DMC	725	topaz	(104 stitches)		[2]	DMC	938	coffee brown - ul dk	(3 stitches)
	[2]	DMC	741	tangerine - md	(24 stitches)		[2]	DMC	3023	brown gray - lt	(11 stitches)
	[2]	DMC	779	cocoa - dk	(2 stitches)		[2]	DMC	3750	antique blue - vy dk	(26 stitches)
	[2]	DMC	783	topaz - md	(25 stitches)						

Backstitch Lines:

 DMC-939 navy blue - vy dk (5.29 inches)

Cross-stitch basics

by ellipsis box

Split your thread

Embroidery threads contain 6 strands. For stitching, it is recommended to use only 2 strands with a 14 count fabric.

Before starting: count, count, count!

Before starting, make sure to count from your starting point to make sure you'll have enough space for the whole design.

Be consistent

There is no need to pull your stitches too tight. Try to tight them evenly for a cleaner look.

Cross-stitch cheat sheet



Individual cross-stitch



Row of cross-stitches


Ask me your questions on discord



ellipsis_box



www.ellipsis-box.com



Scan this to join the ellipsis community and share your WIP!

Les bases du point de croix



par ellipsis box

Divisez vos fils à broder

Les fils à broder contiennent en général 6 brins. Pour le point de croix, on recommande d'utiliser seulement deux brins pour une toile de 5.5 points par cm.

Avant de commencer, il faut compter !

Avant de commencer, comptez bien sur votre toile à partir de l'endroit où vous souhaitez commencer pour être sûr que vous auras l'espace nécessaire pour le modèle complet.

Soyez régulier

Vous n'avez pas besoin de beaucoup serrer vos points. Serrez-les de manière égale pour un rendu plus uniforme.

Aide-mémoire point de croix



Point de croix individuel



Rangée de points de croix


Posez-moi vos questions sur discord !



ellipsis_box



www.ellipsis-box.com



Scanne ce QR code pour rejoindre la communauté ellipsis et partager tes créations !