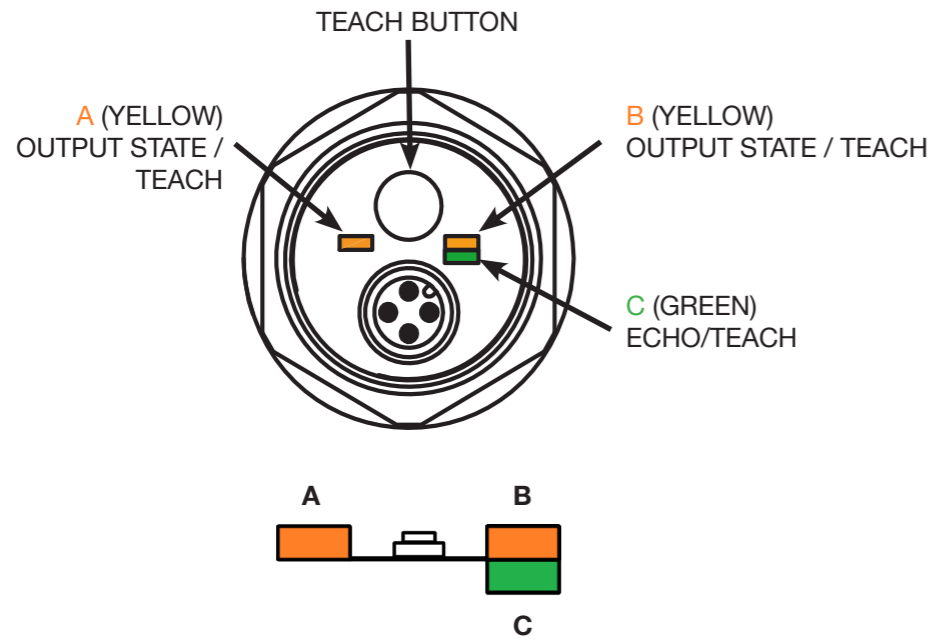


single digital output

UST-M30P#-T#S Created: 12/07/2016

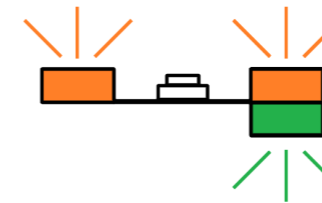
M30 LEDs



CONFIGURATION STATE

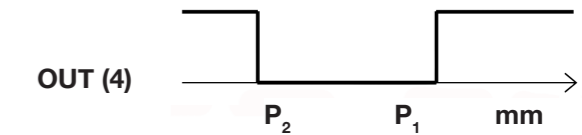
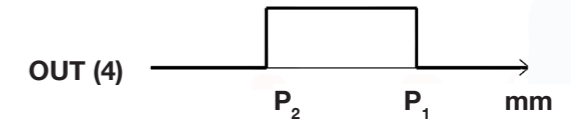


A, B ON, WHEN TARGET IS IN WINDOW.
C ON, WHEN ECHO IS RECEIVED.



HOLD PUSH BUTTON FOR 8 SECONDS TO SWITCH
FROM NO TO NC CONFIGURATION
A, B, C START BLINKING UNTIL RELEASE

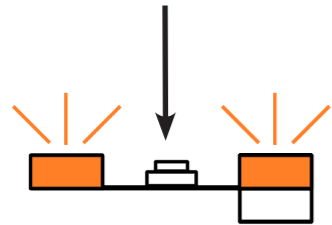
OUTPUT STATE



TEACH OPTIONS

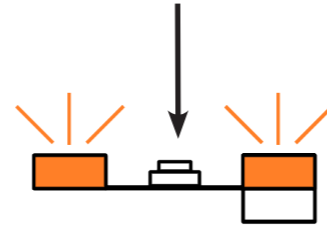
TEACH P1

P1 = FAR POINT
P2 = CLOSE POINT



PRESS FOR 1 SECOND
A, B ON BLINKING TOGETHER
WAITING ON P2

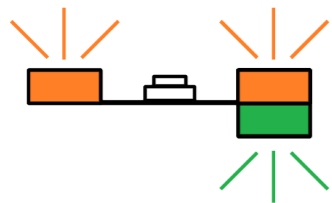
TEACH P2



PRESS FOR 1 SECOND
A, B ON, BLINKING BOTH 5 TIMES
TO CONFIRM CORRECT TEACH

RECALL FACTORY PARAMETERS

TEACH WITHOUT TARGET



A, B, C ON, BLINKING TOGETHER 5 TIMES