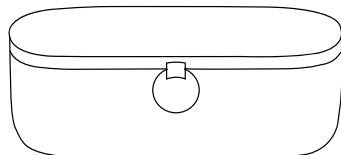


無水電熱飯盒 HEATED LUNCH BOX



使用說明 USER MANUAL

i 使用產品前，請仔細閱讀本使用說明書。本產品僅限家居使用。

Before using the product, please read this user manual carefully and keep it for future reference. This product is intended for indoor use.

i 本說明書中產品設計、規格及功能僅供參考，實際產品功能和規格可能會有所不同。產品資料如有更改，恕不另行通知。如中英文版本有差異時，應以中文版為準。

The product design, specifications and functions in this manual are for reference only. Actual product may vary. Product details are subject to change without prior notice. In case there is any inconsistency or conflict between English version and Chinese version of the terms, the Chinese version shall prevail.

Bear•為香港蝸居而誕生

成立於2006年3月，於2019年8月23日正式掛牌上市。

Bear微家電/小家電集合實用、多功能、簡約、時尚、小巧等多種特色，放在家裡每個角落，也能成為裝潢的一部分，營造出家居品味。這些特點讓 Bear成為香港小家庭及單身男女在選購小家電時的優先選擇。

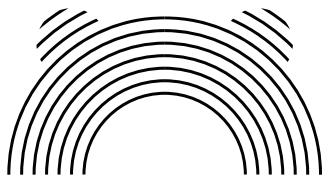
Bear以人為本，產品由入廚到生活家電，滿足你生活上各種需求，對於繁忙又對生活有要求的人，絕對是家中必備。

幸福就是那麼簡單！

Bear帶給你生活中的一點甜蜜幸福。無論是忙碌早晨的一片果醬鬆脆厚多士，夏日午後的一杯清新慢磨果汁，還是冬日睡前的暖暖花果茶。Bear為香港人繁忙的生活打造出片刻寧靜與優雅，療癒你的身心靈。

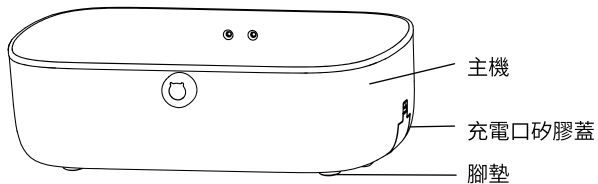
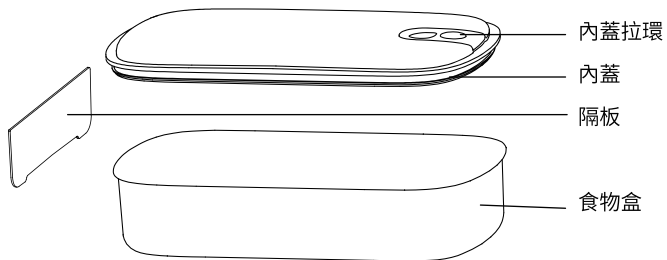
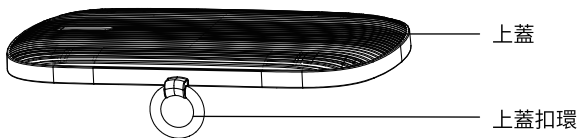
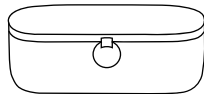
Bear•小餐桌上的廚樂

不需要大廚房，不需要巧手廚藝，只要一張小餐桌及Bear小廚具家電，你也做到的簡單料理，讓每個人也可體驗入廚樂趣。





產品簡介





使用指南

安全注意事項

為防止觸電、火災、燙傷等事故，請遵守以下內容。

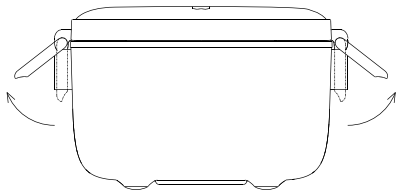
- 使用前應檢查產品銘牌所標額定電壓是否與您使用的電壓一致。
- 使用時產品應放置於穩固平台上，並放置在兒童觸摸不到的地方。
- 產品使用時揭開密封矽膠會產生少量蒸氣從蒸氣口噴出，小心被蒸氣燙傷。
- 清洗時請勿將機器浸入水中或讓液體流入充電口內部，以免發生危險。
- 清洗機器時，需封上電源線插口矽膠再進行清洗。
- 如電源線有可見的損壞跡象或接觸不良現象，請勿使用。必須用專用軟線或由製造商或維修部買到的專用組件來更換。
- 金屬製品（食品接觸用）首次使用時需用洗潔精將其內外清潔乾淨，再用滾水沖燙一分鐘以上，對其進行殺菌消毒。
- 為避免熱斷路器的誤復位產生危險，請勿通過外部開關裝置供電，例如定時器或連接到由通用部件定時進行連接或斷電。
- 本產品在使用時嚴禁小孩以及肢體不健全、感覺或精神上有障礙或缺乏相關經驗和知識的人單獨操作，若有小孩在旁，須加倍小心使用本產品。切勿將本產品置於小孩能觸及的地方。
- 器具不得浸入水中。
- 切勿擅自改裝產品或使用非生產商提供的零件進行維修，否則可造成危險既令保修服務無效。
- 請勿以濕手拔除電源線，否則可能導致短路或觸電等危險。

首次使用注意事項

1. 首次使用請先仔細閱讀說明書。
2. 不同的米飯，蔬菜以及使用環境溫度都會使加熱時間不同；
3. 從冰箱取出的食物，加熱時間相應延長；
4. 本產品無需用水，直接通電即可加熱，切勿往主機內加水使用，如果需要加熱的米飯放置時間較長，建議往米飯裡加入適量的飲用水，然後插上電源加熱，這樣米飯容易變軟且加熱時間也會縮短少許。

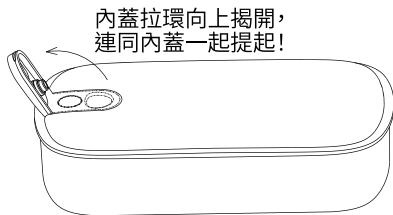
基本操作步驟

- 將上蓋扣環往上掰開，取出上蓋(如下圖所示)。

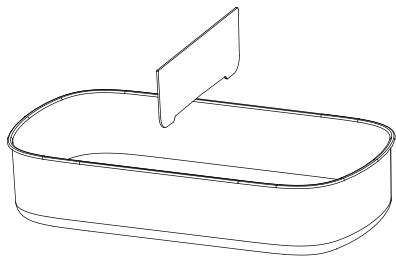


- 從主機裡取出內膽組件，打開內蓋。

i 溫馨提示：在打開內蓋時，一隻手固定食物盒，另一隻手直接揭開內蓋提手，連同內蓋一起往上提起，即可打開內蓋(如下圖所示)。



- 打開內蓋後，先用水清洗內蓋、食物盒和隔板，並用乾淨的抹布抹乾。
- 若需要將食物分隔，可將隔板插入到食物盒凹槽中(如下圖所示)。



- 把烹調好的食物放進食物盒裡，揭開內蓋拉環，再蓋上內蓋，然後再蓋上內蓋拉環。

- 將放好食物以及蓋好內蓋的食物盒放入在主機內，再蓋好上蓋，扣緊兩個上蓋扣環。
- 揭開主機充電口矽膠塞，電源線八字尾插入到主機電源插口，再將電源線插頭插入到電源線插座上，接通電源。
- 接通電源後，便當盒的指示燈常亮，表示產品進入工作狀態。
- 加熱完成後，先拔掉電源線插頭，再取出內膽。



溫馨提示：

產品加熱後，要取出內膽時，內膽表面會有點燙手，可用抹布輔助將食物盒端出來。本產品僅限於加熱食物，不可用於烹調食物。
每次加熱時間大約需時40分鐘，惟不同的食物所需的加熱時間可能會有不同。

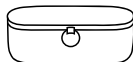


清潔及保養

1. 每次使用完畢後，請及時從電源插座上拔下電源線。
2. 主機、上蓋、隔板可用洗潔精和海綿清洗，請勿使用硬質鋼絲清洗，以免損壞表面。
3. 機體有髒污時，可用濕毛巾擦拭，請切勿將機體放入水中清洗，以免漏電及發生故障。
4. 產品長時間不使用時，請清潔擦淨，裝入包裝箱中，放於通風和乾燥的地方，以免受潮，影響使用。



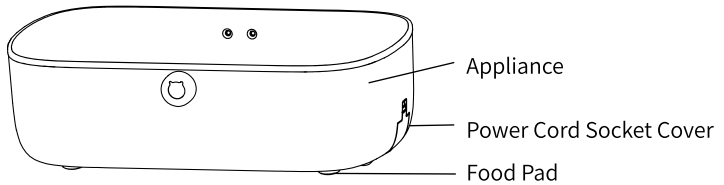
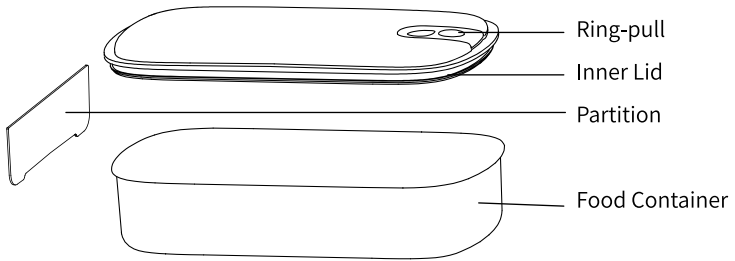
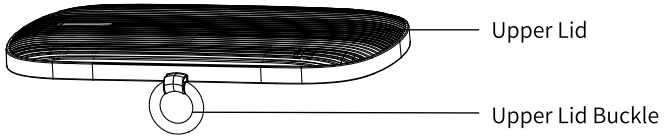
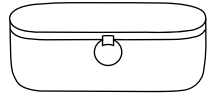
產品規格



產品型號	HLB-459
額定電壓	220-240V~
額定頻率	50-60Hz
額定功率	60W
額定容量	900毫升
產品淨重	0.62kg
外型尺寸	221x135x85mm



Product Overview





Instructions

Safety Instructions

Strictly observe the following instructions to prevent any accidents or injuries:

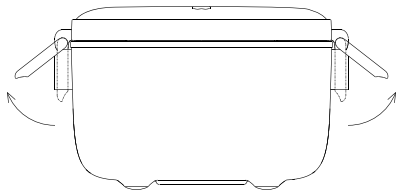
- Check whether the voltage standard on the rating label is compatible before usage.
- Place the appliance on a stable platform out of reach of children.
- After heating is done, a lot of steam still remains in the body. Do not open the lid immediately but wait a few minutes after power off to avoid scalding.
- Do not immerse the appliance into water during cleaning. Do not allow any liquid to get inside of the body to avoid danger.
- Before cleaning the machine, seal the power cord socket cover.
- In case of damages to the power cord, do not use it any more. Get a dedicated cord or dedicated components bought from the manufacturer or maintenance department for replacement.
- When using stainless steel products for the first time, use detergent to clean the inside and outside, and then rinse them with boiling water for more than one minute to sterilize them.
- To avoid danger from resetting thermal cut-out, the device should not be powered with external switch device, such as timer or timed open/close circuit of general parts.
- This appliance cannot be used by children and persons with reduced physical, sensory or mental capabilities or lack of experience and knowledge, but only if they have been given supervision. Great care is necessary in using the appliance, especially near children. Please place the appliance out of reach of children.
- The appliance cannot be immersed in water.
- Do not attempt to refit the appliance by yourself or replace any unauthorized parts other than the supplier, otherwise it can cause hazards and the warranty will become invalid.
- Do not plug/unplug with wet hands or it might lead to short circuit and electricity shock.

Precautions for first use

1. Please read the user manual carefully before using it.
2. The heating time may vary according to different types of rice, vegetables as well as the environment factors when using.
3. The heating time will be extended accordingly if the food was taken out from the fridge.
4. No water is required for heating. Do not add water into the appliance. If you wish to heat the hard rice softer, you are suggested to pour some water over the rice in order to shorten the heating time as well as to make the rice softer.

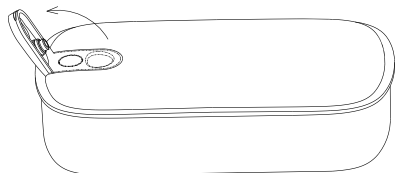
Operating instructions

- Open the upper lid buckle upwards and take the lid out.



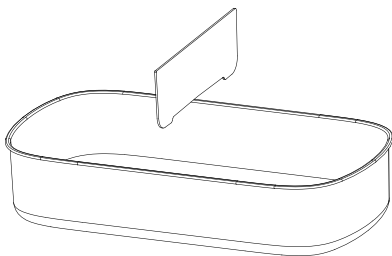
- Take out the food container and open it.

i **Notes: Hold the container, pull the ring upwards and lift it together with the inner cover to open the container.**



- After opening the container, clean the food container and partition with water, and wipe dry with a clean cloth before using.

- If you need to separate the food, you can insert the partition into the food container.



- Put the cooked food into the food container. Open the container lid ring-pull, close the lid and then close the inner lid ring-pull.
- Put the food container with food into the appliance. Close the upper lid and fasten the two upper lid buckles.
- Plug in the power cord to connect the power.
- After the power is turned on, the indicator light is on to show the working status.
- After heating is completed, unplug the power cord. Take out the stainless steel container to enjoy the food.

i **Reminder:**

- **After the product is heated, when the inner container is to be taken out, the surface of the inner container may be hot. The inner container can be pulled out with the aid of a rag.**
- **This product is only for heating food, not for cooking.**
- **It takes about 40 minutes once for heating. The heating time for different foods may vary.**

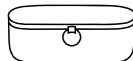


Cleaning & Maintenance

1. After usage, unplug the power plug from the socket.
2. Wash the container, partition and lid with detergent and sponge. Don't use hard steel wire as it might scratch the surface.
3. Wipe the body with a wet towel. Do not put the body into water to avoid electric leakage and accident.
4. When the appliance is not in use for a prolonged period, please turn it off, unplug it, pack it well into package box, and store it in a dry cool place to avoid dampness and inconvenience in further usage.



Specifications



Model	HLB-459
Rated Voltage	220-240V~
Rated Frequency	50-60Hz
Rated Power	60W
Capacity	900mL
Product Weight	0.62kg
Dimensions	221x135x85mm

Bear

www.bears.com.hk

Distributor:
HOMESTUFF INTERNATIONAL COMPANY LIMITED

電郵 Email: info@bears.com.hk
官方網站 Official Website: www.bears.com.hk

Find Us On



Bear Hong Kong