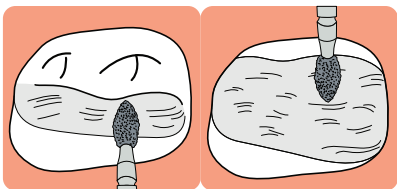
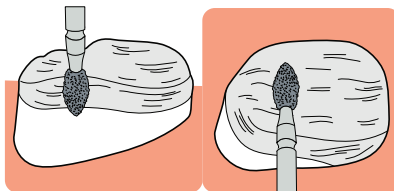


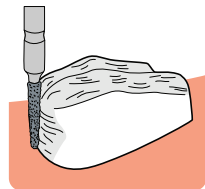
NuSmile® BioFlx™ POSTERIOR PREP GUIDE



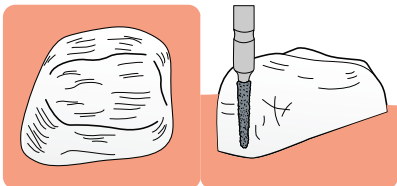
- 1** Maintain cuspal inclines and reduce the occlusal by
-1 - 1.5mm, including the central groove
- tip of foot ball diamond



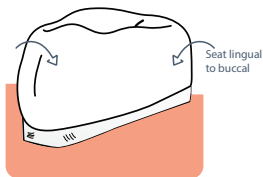
- 2** Reduce buccal and lingual occlusal third of clinical crown
- foot ball diamond



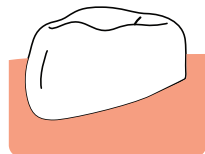
- 3** Break proximal contact with the adjacent teeth by ~0.5 mm, creating a feather edge gingival margin
- tip of black stripe diamond



- 4** Round all line angles
- 5** Ok to leave lingual convexities. Buccal bulge reduction is recommended while maintaining a snug fit



- 6** Trial fit the crown - seat lingual to buccal. Adjust the preparation as needed for a snug/active fit which should provide some resistance to dislodgement



- 7** Self-setting RMGI (FujiCEM® 2) or GI (Fuji I®, Ketac™2) may be used to cement the crown