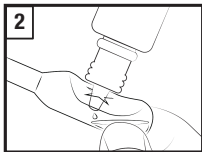


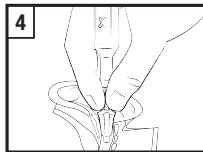
Step 1: Insert dropper through "X."



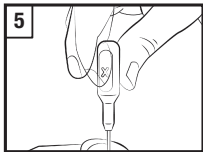
Step 2: Count number of drops prescribed.



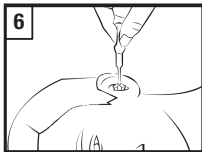
Step 3: Patient lays with affected ear up.



Step 4: Insert tip into affected ear.



Step 5: Move grip to handle of device, place finger over "X".



Step 6: Squeeze 3-5 times to administer drops.



Step 7: Stay horizontal for 1 min after drops are administered.



Step 8: If necessary repeat steps 1-7 on opposite ear.