

sygns

Specifications

Contents

Introduction

Product comparison	p. 2
Product overview	p. 3
Ordering with Sygns	p. 4

Products

Neon	p. 5
LED Neon	p. 19
2D Letters & logos	p. 29
3D Letters & logos	p. 40
Lightboxes & projecting signs	p. 49
Moss and plant walls	p. 58

Useful info

RAL Classic colours	p. 67
Packaging	p. 68
Product compliance	p. 69

Product comparison

Neon



€-€€€
p. 5

LED Neon



€-€€
p. 19

2D Letters & logos



€-€€€
p. 29

3D Letters & logos



€€€
p. 40

Lightboxes & projecting signs



€€-€€€
p. 49

Moss & plant walls



€-€€€
p. 58

Product overview

	Product variant	Price indication	Wall-mounted	Ceiling suspended	Freestanding	Indoor	Outdoor	Plug & play*
Neon	Direct to wall (without background)	€€€	•	—	—	•	•	—
	Pre-mounted (plate)	€€€	•	•	○	•	•	•
	Encased	€€€	•	•	•	•	○	•
	Mirror box	€€€	•	○	•	•	—	•
LED Neon	Direct to wall	€€€	•	•	○	•	•	•
	Pre-mounted (plate)	€€€	•	•	○	•	•	•
2D Letters & logos	Direct to wall (non-lit)	€€€	•	—	—	•	•	—
	Direct to wall (backlit)	€€€	•	—	—	•	•	—
	Pre-mounted (raceway)	€€€	•	•	○	•	•	•
	Pre-mounted (plate)	€€€	•	•	○	•	•	•
3D Letters & logos	Direct to wall (without background)	€€€	•	○	○	•	•	—
	Pre-mounted (raceway)	€€€	•	•	•	•	•	—
Lightboxes & projecting signs	Front-facing	€€€	•	○	•	•	•	•
	Projecting	€€€	•	○	—	•	•	•
Moss & plant walls	Moss designs	€€€	•	○	○	•	—	•
	Moss backgrounds	€€€	•	—	○	•	—	•
	Jungle backgrounds	€€€	•	—	○	•	—	•

Key

• Available — Not available ○ On request

*Plug & play: No electrical installation required (mechanical install required, i.e. screws in the wall for hanging)

Ordering with Sygns

01



Design upload

Enter key information and upload your design in any file format

02



Offer & preview

Receive a quotation and a visual preview of your signage

03



Production

Once the offer is accepted, we custom produce your signage

04



Quality check & logistics

We double-check, test and package your signage and send it to its final destination

05



Installation

You can self assemble with our step-by-step guides or you can book our professional installation team

Why Sygns?



Quality products tailored to your specification



Global delivery, fully insured



Products are optimised for easy installation, on-site services also available



Optional express production service

Variants

Direct to wall

Without background



Glass tube

- ✓ Indoor / Outdoor
- ✓ Requires wiring
- ✓ Wall-mounted

€

See p. 10

Pre-mounted

Plate



Glass tube on metal
or acrylic plate

- ✓ Indoor / Outdoor
- ✓ Plug & play
- ✓ Wall-mounted or suspended

€€

See p. 11

Encased

Acrylic box



Glass tube inside
acrylic box

- ✓ Indoor
- ✓ Plug & play
- ✓ Wall-mounted or suspended

€€€

See p. 14

Mirror Box

Neon behind mirror



Glass tube inside mirror box
with aluminium case

- ✓ Indoor
- ✓ Plug & play
- ✓ Wall-mounted

€€€

See p. 15

Colours

Neon glass

Brightness measured in lumens per meter @12 mm diameter glass.



Cold White
6500k
Powdered glass
Brightness: 768 lm/m



Warm White
4500k
Powdered glass
Brightness: 587 lm/m



Warmtone White
2800k
Powdered glass
Brightness: 653 lm/m



Novial Gold
Coloured glass
Brightness: 393 lm/m



Lemon Yellow
Coloured glass
Brightness: 348 lm/m



Orange
Coloured glass
Brightness: 415 lm/m



Classic Red
Clear glass
Brightness: 300 lm/m



Ruby Red
Coloured glass
Brightness: 73 lm/m




Super Pink
Powdered glass
Brightness: 276 lm/m



Eclipse
Powdered glass, front dipped
Brightness: 384 lm/m



Classic Blue
Clear glass
Brightness: 150lm/m



Super Blue
Powdered glass
Brightness: 299lm/m



Cobalt Blue
Coloured glass
Brightness: 145lm/m




Turquoise
Powdered glass
Brightness: 653lm/m



Super Green
Powdered glass
Brightness: 798lm/m



Emerald Green
Coloured glass
Brightness: 395 lm/m



Super Purple
Powdered glass
Brightness: 293 lm/m



Orchid
Powdered glass
Brightness: 168 lm/m

NOTE:

The colour brightness differs per the stated values (lumens / m) but is within a similar perceived range, so they are suitable to be used together on the same design. Extreme low temperatures may affect the colour, it may appear dimmer or discoloured.

Colour info

Neon glass types

Clear glass

- Transparent when off
- Coloured when on




Powdered glass

- White when off
- Coloured when on



Coloured glass

- Coloured when off
- Coloured when on



Neon glass sizes

Our neon signage is handmade with real glass tubes. The size of the tube will be chosen for you during the production stage to suit the design.

We work with the following sizes:



8 mm




10 mm



12 mm



15 mm



18 mm

Example fonts

We can offer Neon in any font, even personal handwriting. Simply send us a sketch or example. Below you can see examples of the most common fonts:

Script fonts

Brand Brand Brand

Play

(Min. height 12 cm)

Wild

(Min. height 15 cm)

Gorgeous

(Min. height 12 cm)

Sans-serif fonts

Brand

House

(Min. height 12 cm)

BRAND

Impact

(Min. height 12 cm)

Brand

Mansion

(Min. height 25.5 cm)

Display fonts

BRAND

Spiral

(Min. height 27.5 cm)

BRAND

Electra

(Min. height 26.5 cm)

Serif fonts

Brand


Classic

(Min. height 15 cm)

Direct to wall

- Indoor / Outdoor
- Requires wiring
- Wall-mounted

Optional acrylic front protection plate
(7.5 cm distance holders)



Tube supports

Silicon caps
(equipment colours p. 16)

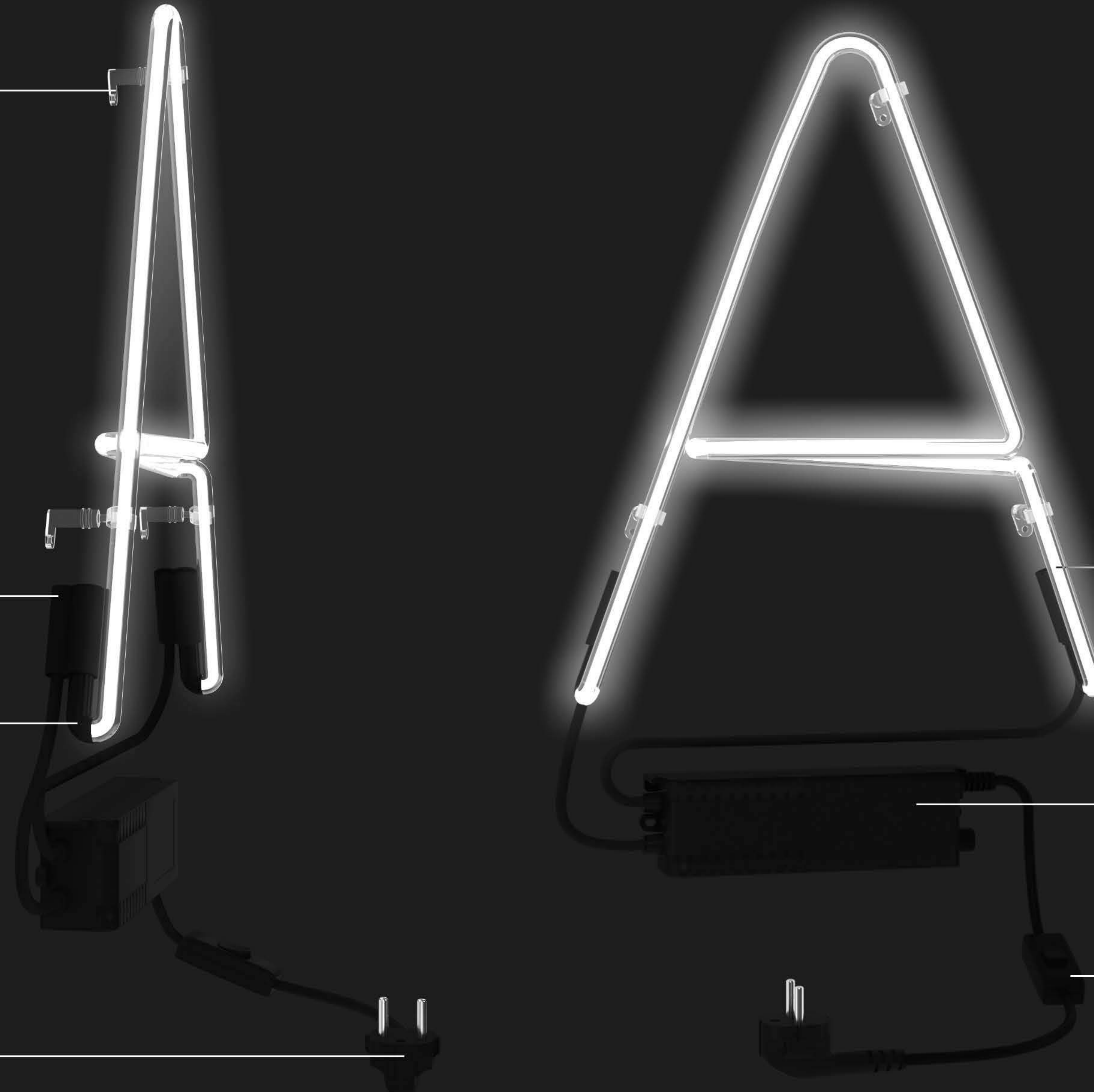
Back dipping
(colours p. 16)

Plug

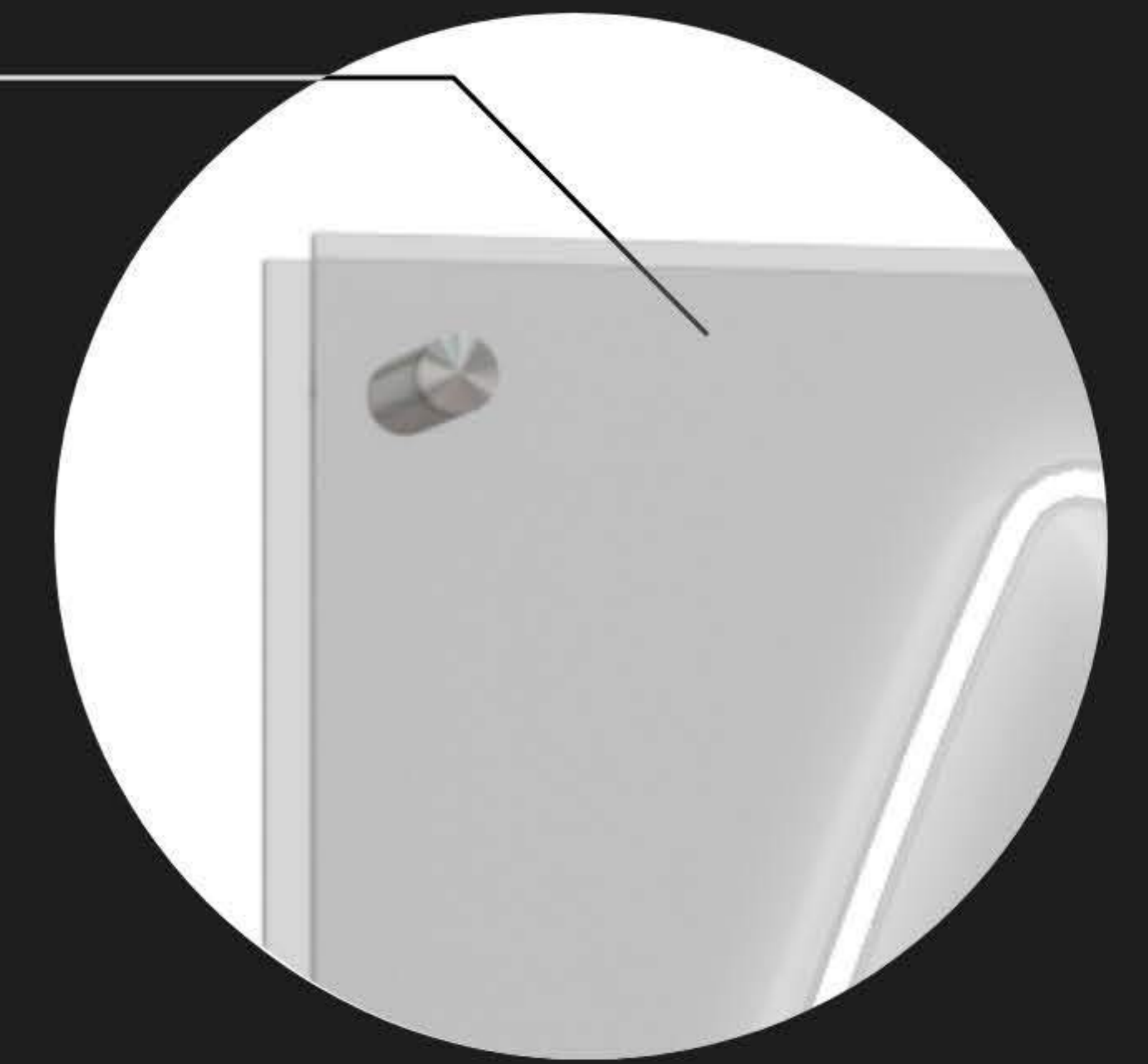
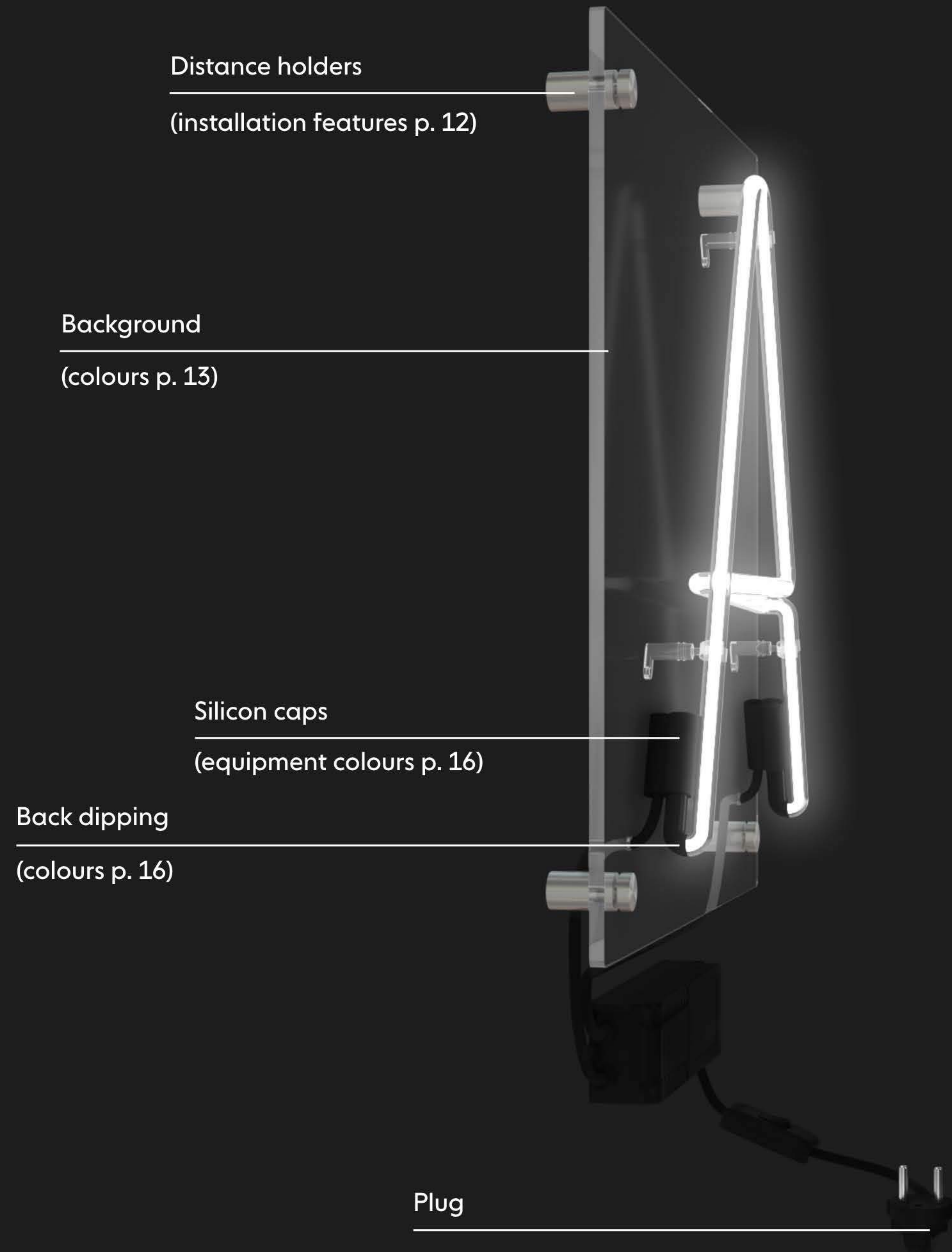
Neon glass
(colours p. 7)

Power supply
(N1-N6 p. 17)

On/off switch



Pre-mounted: Plate



Installation features

For our pre-mounted product range we offer a variety of installation features to suit all applications.

Distance holders




Indoor / Outdoor

Power supply options: N1–N6

Requires wiring

Wall-mounted: Distance holders 2.5 cm (screws not supplied)

Hanger



Indoor only

Power supply options: N1

Plug & play

Wall-mounted: Wall hanger bracket (screws not supplied)

Frame




Indoor / Outdoor

Power supply options:
N5 (indoor), N3 / N4 (outdoor)

Plug & play (indoor)
Requires wiring (outdoor)

Wall-mounted:
Support frame, 5 cm depth

Suspended



Indoor only

Power supply options: N1–N6

Requires wiring

Ceiling-mounted:
Suspended steel cable system

Background colours

Acrylic



Transparent
(Gloss)



Black
(Gloss)



White
(Gloss)




Frosted
(Matt)

Aluminium



Raw Polished



RAL
See p. 67

Composite aluminium (Dibond)



Platinum White
(Gloss)
RAL 9003



Platinum White
(Matt)
RAL 9003




Light Ivory
(Gloss)
RAL 1015



Light Ivory
(Matt)
RAL 1015




Traffic Yellow
(Gloss)
RAL 1023



Traffic Yellow
(Matt)
RAL 1023



Traffic Red
(Gloss)
RAL 3020



Traffic Red
(Matt)
RAL 3020



British Green
(Gloss)
RAL 6005




British Green
(Matt)
RAL 6005




Ultramarine
Blue (Gloss)
RAL 5002



Ultramarine
Blue (Matt)
RAL 5002



Jet Black
(Gloss)
RAL 9005



Jet Black
(Matt)
RAL 9005

Metal finishes



Metallic-
Aluminium



Butlerfinish
Aluminium




Stainless Steel



Gold



Copper



Edge finish

NOTE:
Edges for all dibond
colours are black.

Encased

- Indoor
- Plug & play
- Standing, wall-mounted or suspended

Base colours:



Black base



White base



Acrylic enclosure

Base with integrated power supply

Plug

Power cable with on/off switch

(N5, p. 18)



Keyhole mounting points
(wall mounting)

Tube supports

Neon glass
(colours p. 7)

Mirror Box

- Indoor only
- Plug & play
- Wall-mounted

Box colours:



Black powder-coated aluminium
RAL 9005



Aluminium polished

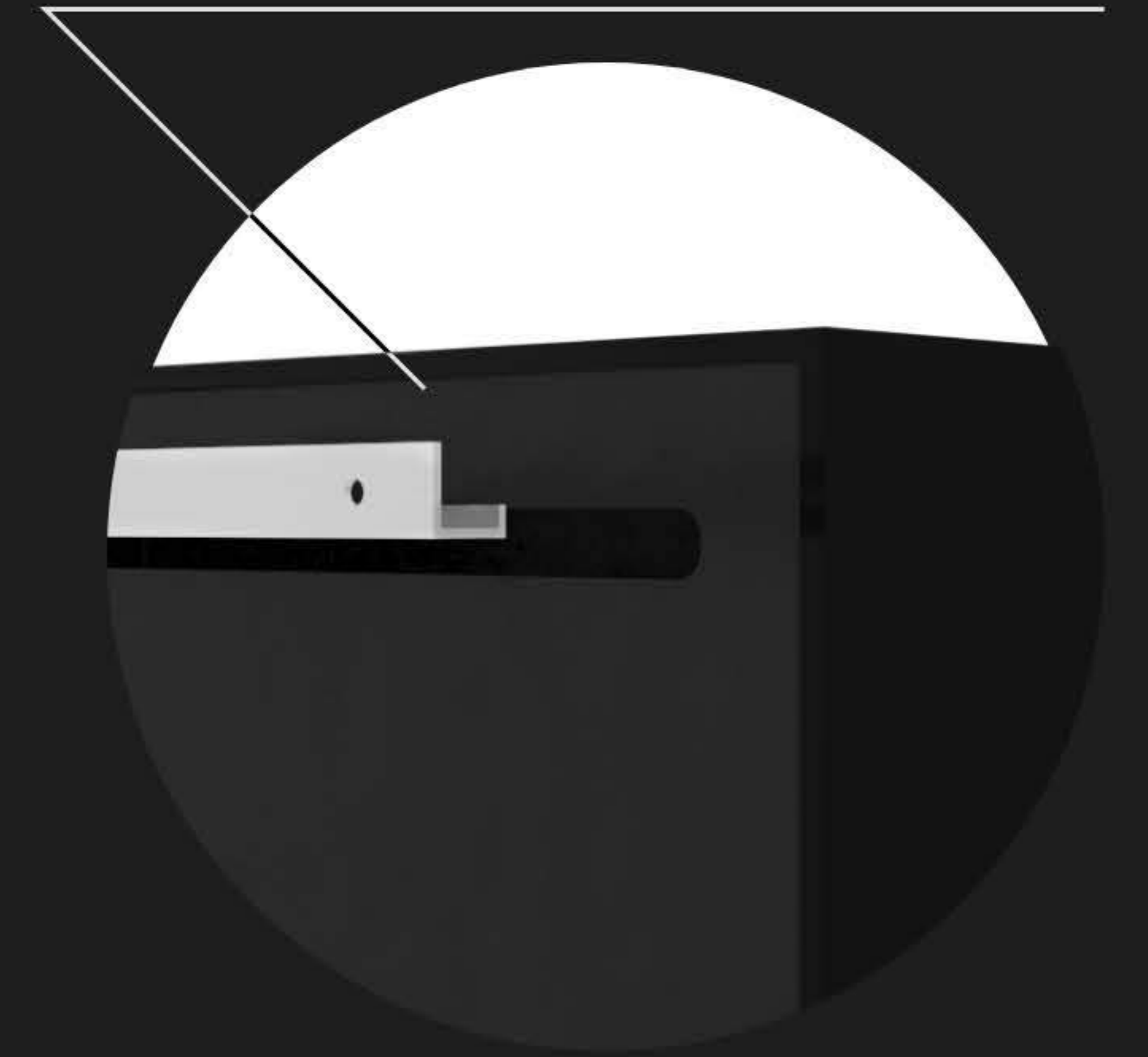
NOTE: Other colours available on request

Infinity effect

Neon glass
(colours p. 7)



Mounting slot & wall bracket



Integrated on/off switch and socket



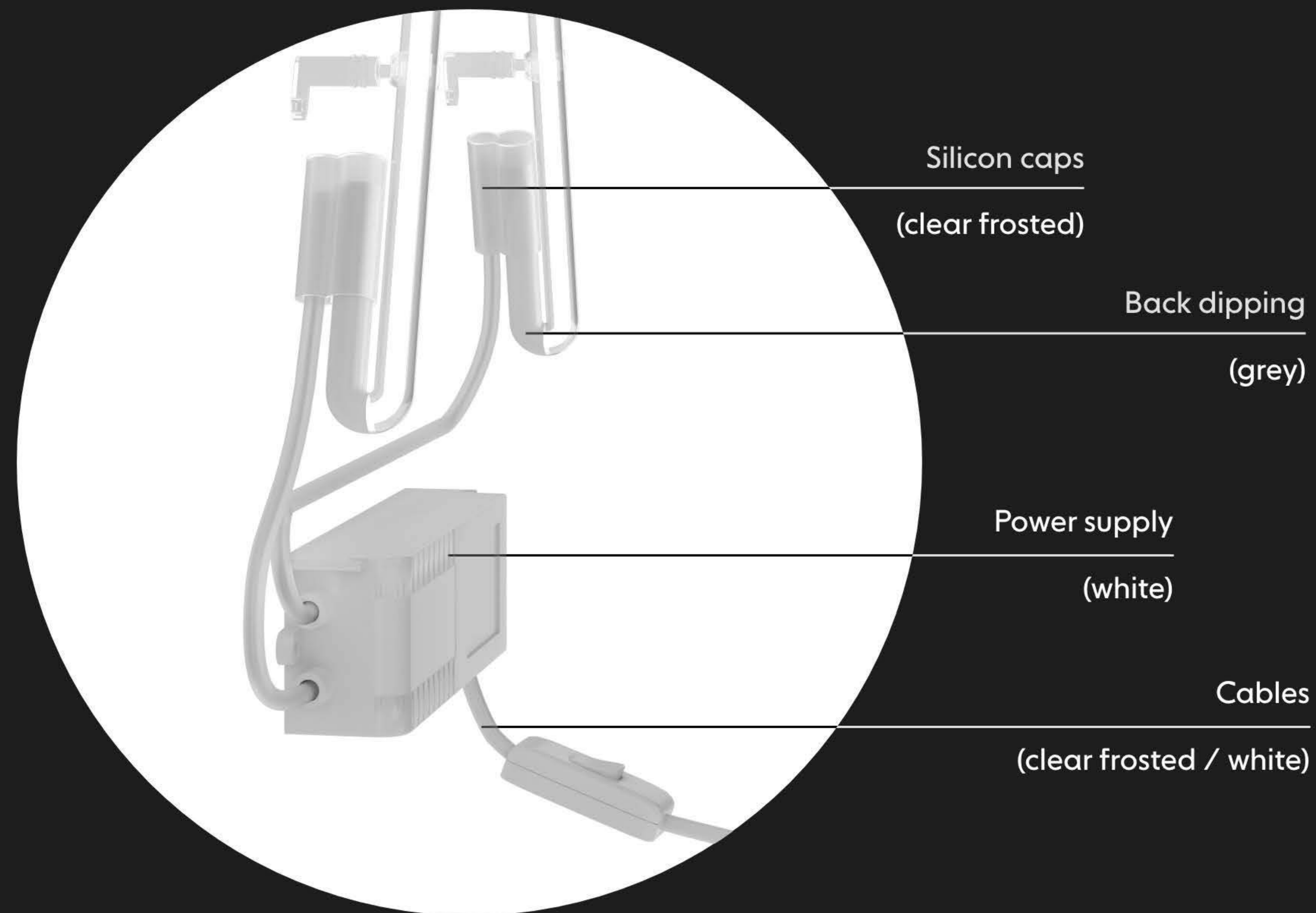
Power cable
(N5, p. 18)



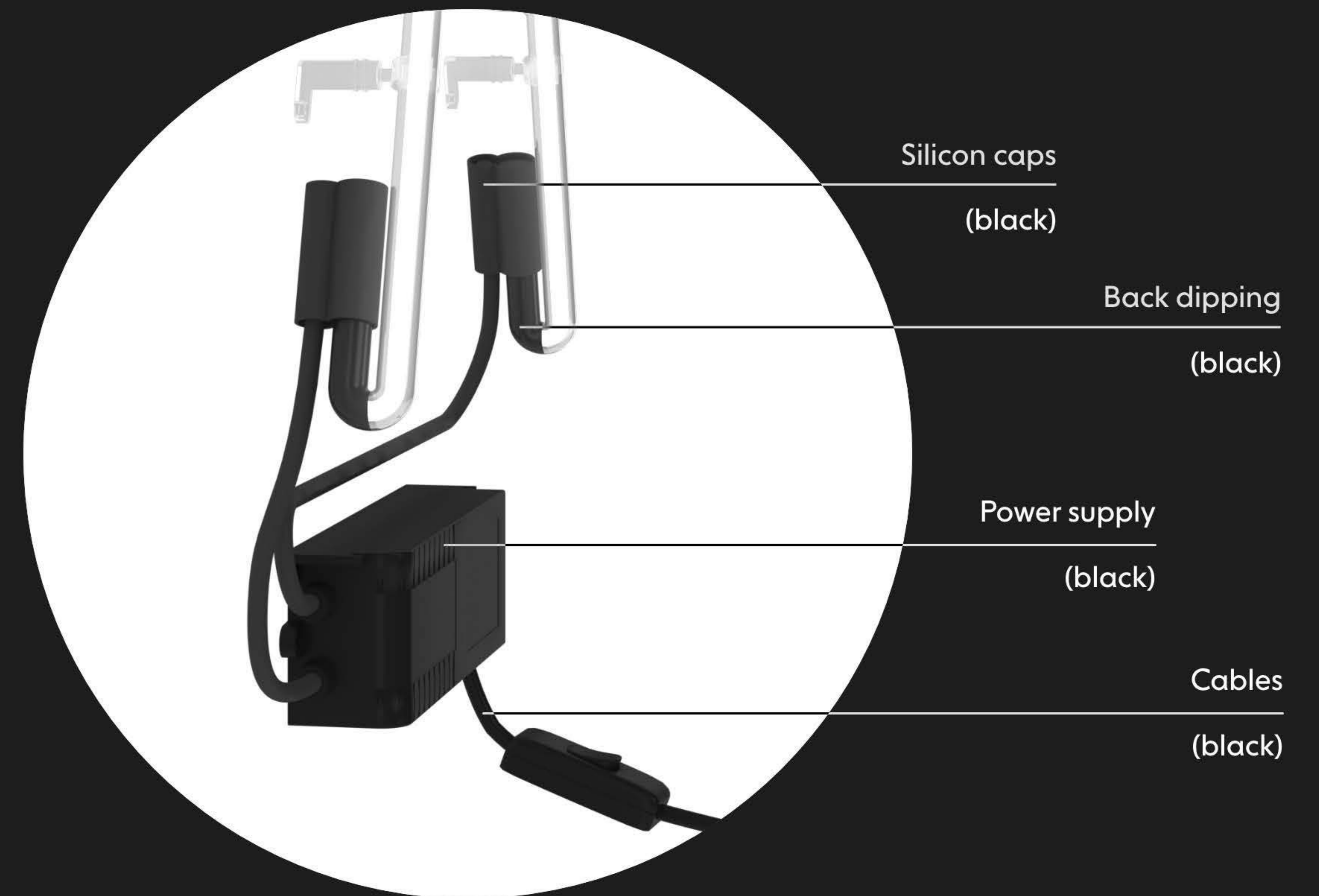
Equipment colour

For our Neon products, you can further customise the equipment colour. We offer the themes Light & Dark, to cater to different wall and background colours. The colour is commonly matched to the wall colour so that cables are less visible.

Light

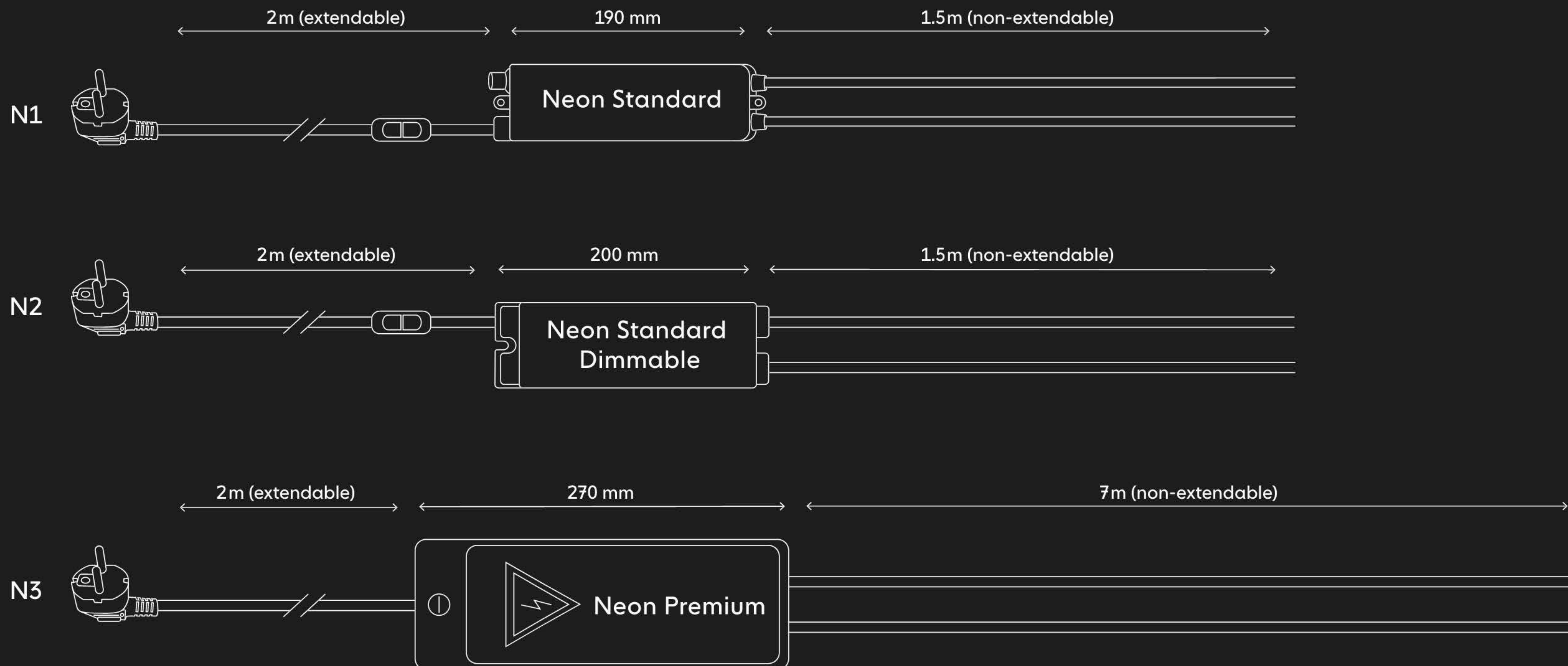


Dark




Electrical

		Switch	Dimmable	Cable Length	Output voltage
N1	Neon Standard (indoor only)	On/off switch	Non-dimmable	Input 2m / Output 1.5m	8 kV
N2	Neon Standard dimmable (indoor only)	On/off switch	Dimmable (adjustment on power supply)	Input 2m / Output 1.5m	8 kV
N3	Neon Premium	Without switch	Non-dimmable	Input 2m / Output 7m	1-10 kV



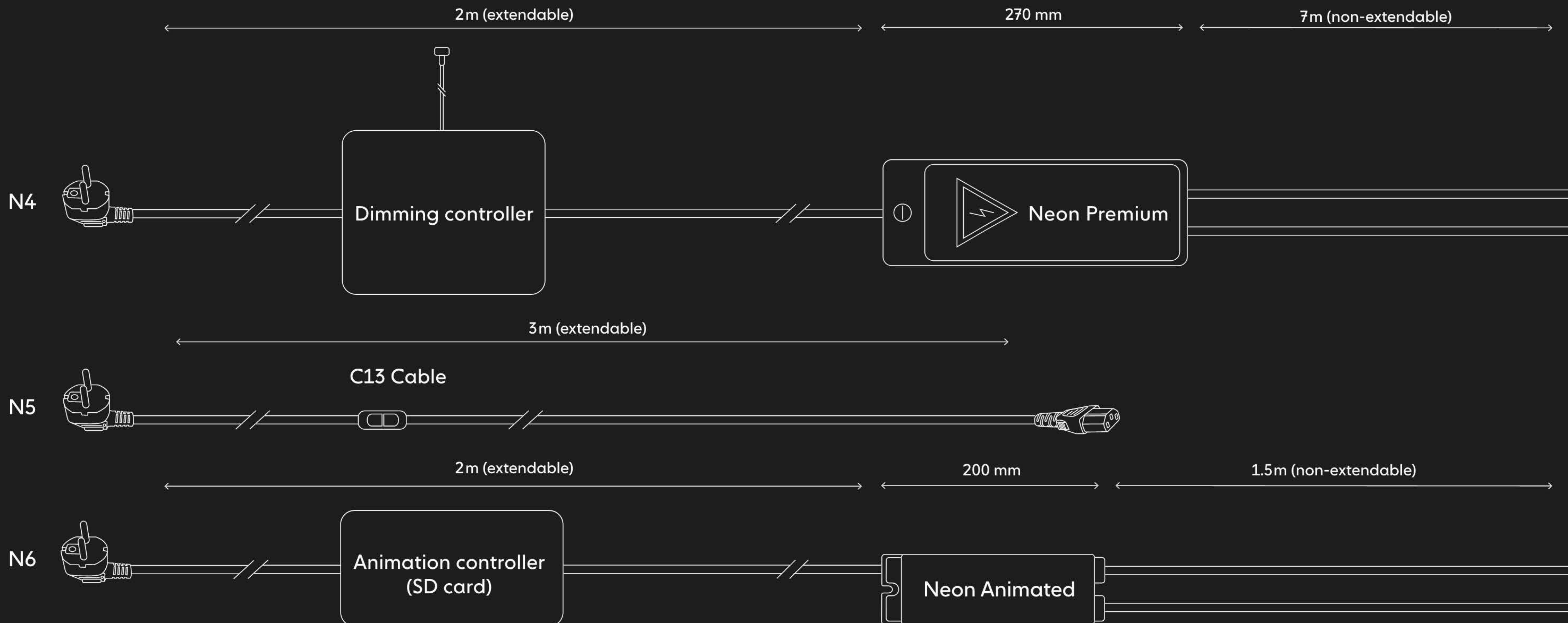
NOTE:

All provided electrical equipment conforms to CE (Europe) UL (USA).



Electrical

	Switch	Dimmable	Cable Length	Output voltage
N4 Neon Premium dimmable	Without switch	Dimmable (adjustment via separate dimming knob, requires electrical connection)	Input 2m / Output 7m	1-10 kV
N5 Neon Integrated	On/off switch	Non-dimmable	Total 3m	8 kV
N6 Neon Animated	None	Dimmable: SD Programmable (sequence & brightness)	Input 2m / Output 1.5m	5 kV



NOTE:

All provided electrical equipment conforms to CE (Europe) UL (USA).



Variants

Direct to wall

Thin profile



LED tube


- ✓ Indoor / Outdoor
- ✓ Plug & play
- ✓ Wall-mounted

€

See p. 24

Pre-mounted

Plate



LED tube on metal or acrylic plate

- ✓ Indoor / Outdoor
- ✓ Plug & play
- ✓ Wall-mounted or suspended

€€

See p. 25

Colours


LED Neon tube

Brightness @ stroke size 9 mm. Values shown are minimums.



Cold White
6500k

Brightness: >510 lm/m
6500k



Warmtone White
2900k

Brightness: >440 lm/m
2900k



Yellow

Brightness: >120 lm/m



Orange

Brightness: >85 lm/m



Red

Brightness: >32 lm/m



Super Pink

Brightness: >100 lm/m



Emerald Green

Brightness: >250 lm/m




Super Green

Brightness: >250 lm/m



Light Blue

Brightness: >100 lm/m



Super Blue


Brightness: >35 lm/m



Orchid

Brightness: >25 lm/m

LED Multi-colour



RGB - Multi-colour

Brightness: 32-250 lm/m

Using RGB diodes you can choose any colour from the RGB spectrum (effectively any colour).

RGB Control options:

- Permanent colour
- Remote control / touch screen colour switching
- Programmed animation

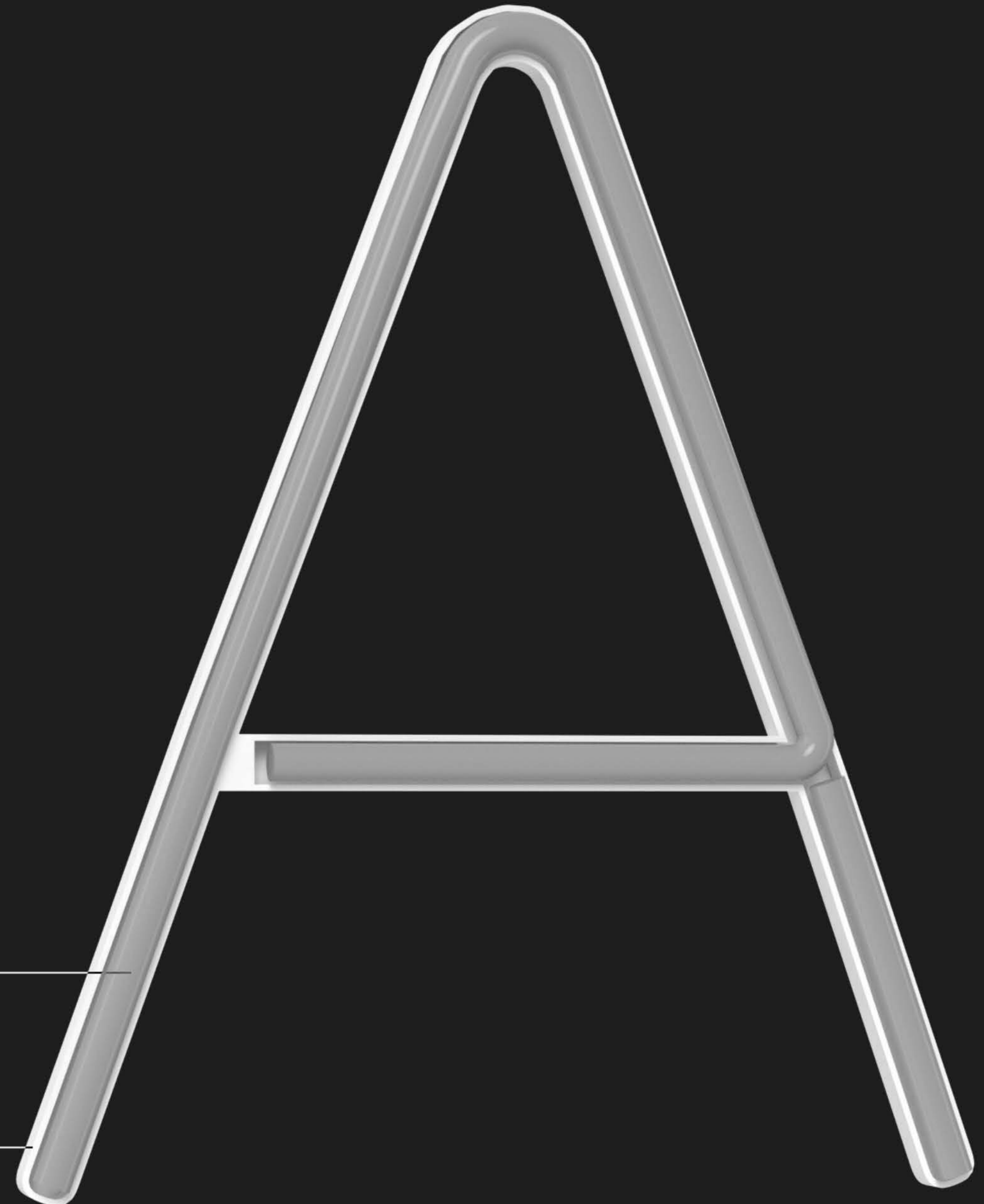
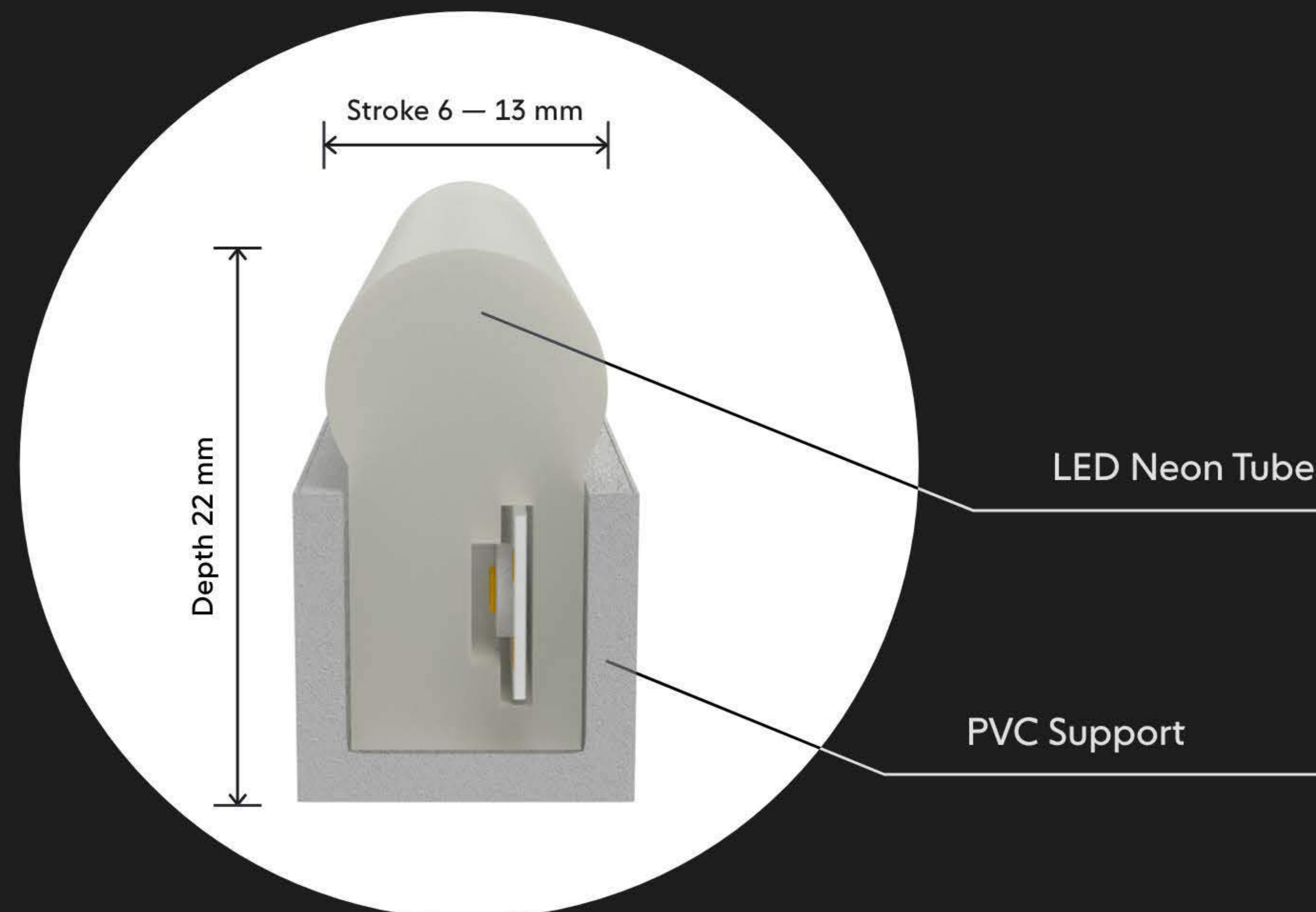
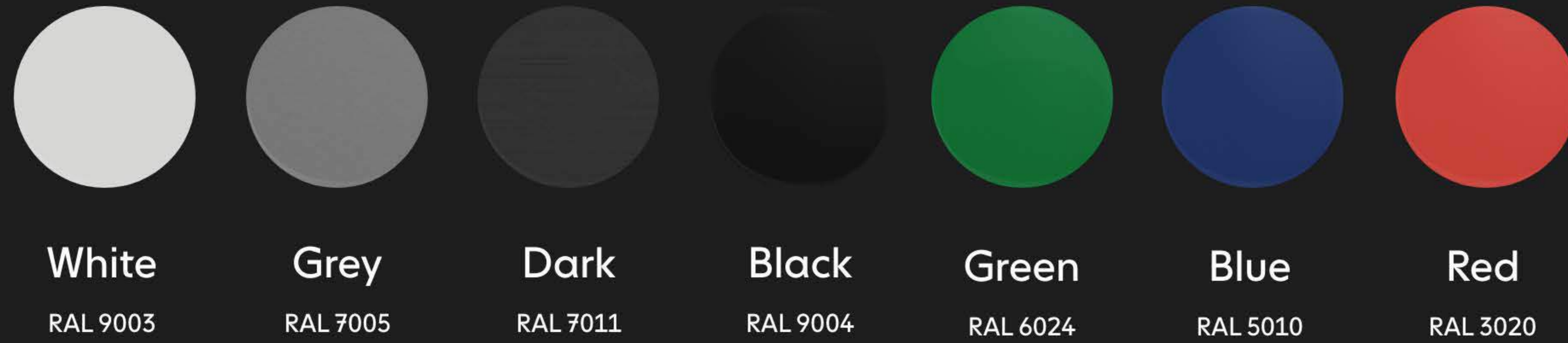
NOTE:

The perceived brightness between the different colours is very similar, despite different values.

Colour info

For our LED Neon products the illuminated tube sits in a PVC support. This support is offered in a range of colours, it is commonly recommended that the colour should be aligned with the installation wall colour. The support, therefore, blends in with the wall, not detracting from the illuminated graphic.

PVC Support colours



Example fonts

We can offer LED Neon in any font, even personal handwriting. Simply send us a sketch or example. Below you can see examples of the most common fonts:

Script fonts

Brand Brand Brand

Play

Wild

Gorgeous

Sans-serif fonts

Brand BRAND Brand

House

Impact

Mansion

Display fonts

BRAND BRAND

Spiral

Electra

Serif fonts

Brand

Classic

Direct to wall

- Indoor / Outdoor
- Plug & play
- Wall-mounted

LED Neon tube
(colours p. 21)

PVC support
(colours p. 22)

Plug

Mounting points

Power supply
(L1, L2 p. 28)



Pre-mounted: Plate

- Indoor / Outdoor
- Plug & play
- Wall-mounted

LED Neon tube
(colours p. 21)

PVC support
(colours p. 22)

Plug



Distance holders
(installation features p. 26)

Background
(colours p. 27)




Power supply
(L1, L2, p. 28)

Installation features

For our pre-mounted product range we offer a variety of installation features to suit all applications.

Distance holders



Indoor / Outdoor

Power supply options: L1

Plug & play

Wall-mounted: Distance holders 2.5 cm
(screws not supplied)

Concealed distance holders




Indoor only

Power supply options: L2

Plug & play

Wall-mounted: Concealed
distance holders

Suspended



Indoor only

Power supply options: L2

Requires wiring

Ceiling-mounted:
Suspended steel cable system

Background colours

Acrylic



Transparent
(Gloss)



Black
(Gloss)



White
(Gloss)




Frosted
(Matt)

Aluminium



Raw Polished



RAL
See p. 67

Composite aluminium (Dibond)



Platinum White
(Gloss)
RAL 9003



Platinum White
(Matt)
RAL 9003




Light Ivory
(Gloss)
RAL 1015



Light Ivory
(Matt)
RAL 1015




Traffic Yellow
(Gloss)
RAL 1023



Traffic Yellow
(Matt)
RAL 1023



Traffic Red
(Gloss)
RAL 3020



Traffic Red
(Matt)
RAL 3020



British Green
(Gloss)
RAL 6005




British Green
(Matt)
RAL 6005




Ultramarine
Blue (Gloss)
RAL 5002



Ultramarine
Blue (Matt)
RAL 5002



Jet Black
(Gloss)
RAL 9005



Jet Black
(Matt)
RAL 9005

Metal finishes



Metallic-
Aluminium



Butlerfinish
Aluminium




Stainless Steel



Gold



Copper

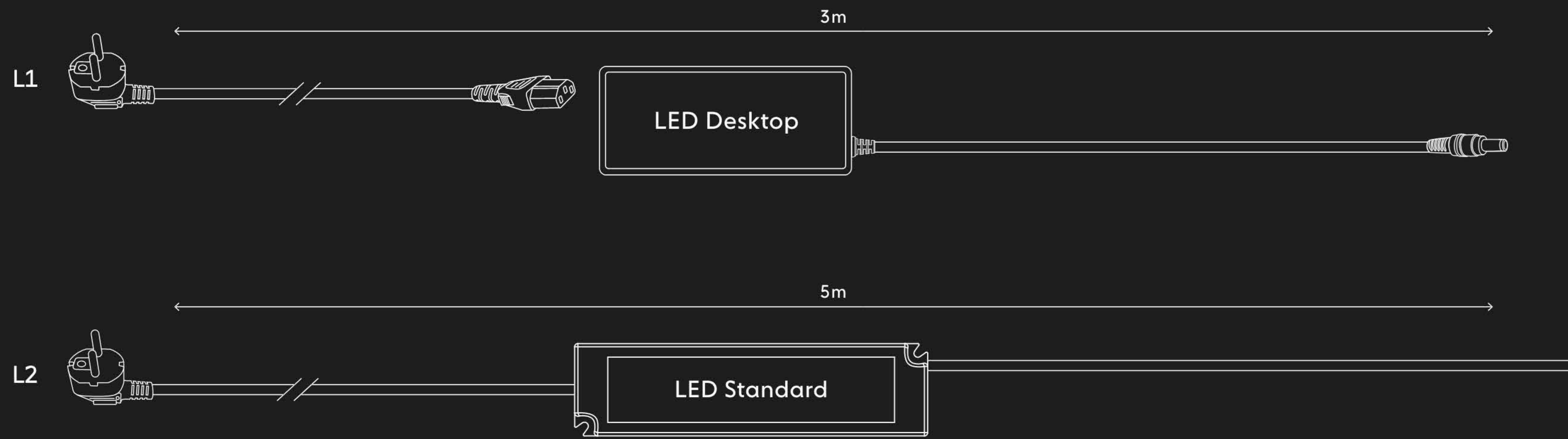


Edge finish

NOTE:
Edges for all dibond
colours are black.

Electrical

	Switch	Dimmable	Cable Length	Output voltage
L1 LED Desktop	On/off switch optional extra	Dimmable as optional extra	Total 3m	12V
L2 LED Standard	On/off switch optional extra	Dimmable as optional extra	Total 5m	12V



Optional extras

- Dimming
- RGB Multi-colour
- Programmable (SD / Touch screen)

NOTE:

All provided electrical equipment conforms to CE (Europe) UL (USA).



Variants

Direct to wall

Bonded or distance holders



Metal or acrylic letters

- ✓ Indoor / Outdoor
- ✓ Requires wiring (for backlit)
- ✓ Wall-mounted

€-€€

See p. 34

Pre-mounted

Raceway



Metal or acrylic letters
on raceway

- ✓ Indoor / Outdoor
- ✓ Plug & play (for backlit)
- ✓ Wall-mounted or suspended

€€€

See p. 36

Pre-mounted

Plate



Metal or acrylic letters
on plate

- ✓ Indoor / Outdoor
- ✓ Plug & play (for backlit)
- ✓ Wall-mounted or suspended

€€€

See p. 37


Illumination options

Backlit

Backlit with LED illumination

LED modules integrated in a PVC support


2D Letter
(colours p. 32)



Non-lit

Without LED illumination

2D Letter
(colours p. 32)



Illumination



Cold White

Warmtone
White

Red

Blue

Green

2D Letters & logos come in thicknesses up to 23 mm,
looking for something with more depth?

Check out our 3D Letters (p. 41) →

Materials & colours (1/2)


Acrylic

Colour codes shown for Perspex, equivalents may be used. Finish: Gloss



Transparent

962



Moonlight White

1T41

Grey Dark

9640




Ivory

133

Grey Light

9981




Lemon Yellow

2252

Green Dark

692



Yellow

261

Green

650




Red Light

431

Green Light

6250




Red Dark

433

Blue Dark

744



Purple

4415

Blue

750



Violet


886

Blue Light


727

Materials & colours (2/2)


Composite aluminium (Dibond)



Platinum White
(Gloss)
RAL 9003




Platinum White
(Matt)
RAL 9003




Light Ivory
(Gloss)
RAL 1015




Light Ivory
(Matt)
RAL 1015




Traffic Yellow
(Gloss)
RAL 1023



Traffic Yellow
(Matt)
RAL 1023



Traffic Red
(Gloss)
RAL 3020




Traffic Red
(Matt)
RAL 3020



British Green
(Gloss)
RAL 6005



British Green
(Gloss)
RAL 6005



Ultramarine
Blue (Gloss)
RAL 5002



Ultramarine
Blue (Matt)
RAL 5002



Jet Black
(Gloss)
RAL 9005



Jet Black
(Matt)
RAL 9005

Metal finishes



Metallic-
Aluminium



Butlerfinish
Aluminium




Stainless Steel



Gold




Copper



Edge finish

NOTE:
Edges for all dibond
colours are black.

Aluminium



Raw Polished



RAL
See p. 67

Direct to wall

- Indoor / Outdoor
- Requires wiring
- Wall-mounted

Letter connections



- Connection cabling provided
- To be installed on-site
- Can be wired in front of or behind wall

Distance holders
(installation features p. 35)


2D Letter
(colours p. 32)

Power supply
(L1, L2, p. 39)

Plug

Installation features

Non-lit bonded direct



Indoor / Outdoor

Power supply: none required

/

Wall-mounted: Bonded direct
(adhesive tape)

Non-lit distance holders




Indoor / Outdoor

Power supply: none required

/

Wall-mounted: Distance holders
2.5 cm clip-in

Backlit distance holders



Indoor / Outdoor

Power supply: L1, L2, p. 36

Requires wiring


Wall-mounted: Distance
holders 5 cm

Pre-mounted: Raceway


- Indoor / Outdoor
- Plug & play
- Wall-mounted

Indoor

Outdoor

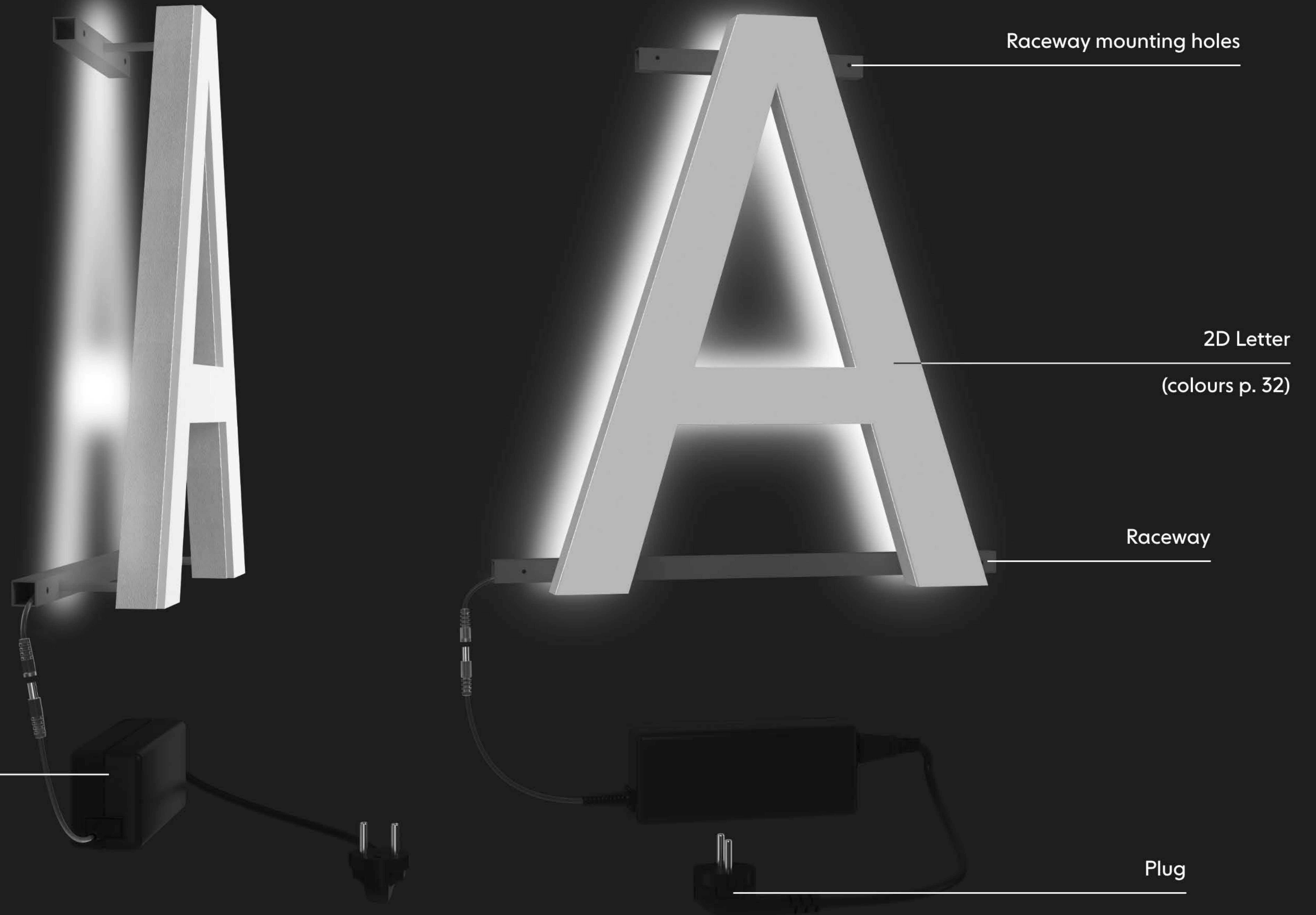


Plug & play cable connection
(L1, p. 39)



Wired cable connection
(L2, p. 39)

Power supply
(L1, L2, p. 39)




Pre-mounted: Plate

- Indoor / Outdoor
- Plug & play
- Wall-mounted

Power supply

(L2, p. 39)

Distance holders



Background
(colours p. 38)

2D Letter
(colours p. 32)

Plug



Background colours

Acrylic



Transparent
(Gloss)



Black
(Gloss)



White
(Gloss)




Frosted
(Matt)

Aluminium



Raw Polished



RAL
See p. 67

Composite aluminium (Dibond)



Platinum White
(Gloss)
RAL 9003



Platinum White
(Matt)
RAL 9003



Light Ivory
(Gloss)
RAL 1015



Light Ivory
(Matt)
RAL 1015




Traffic Yellow
(Gloss)
RAL 1023



Traffic Yellow
(Matt)
RAL 1023



Traffic Red
(Gloss)
RAL 3020



Traffic Red
(Matt)
RAL 3020



British Green
(Gloss)
RAL 6005



British Green
(Matt)
RAL 6005




Ultramarine
Blue (Gloss)
RAL 5002



Ultramarine
Blue (Matt)
RAL 5002



Jet Black
(Gloss)
RAL 9005



Jet Black
(Matt)
RAL 9005

Metal finishes



Metallic-
Aluminium



Butlerfinish
Aluminium



Stainless Steel



Gold



Copper

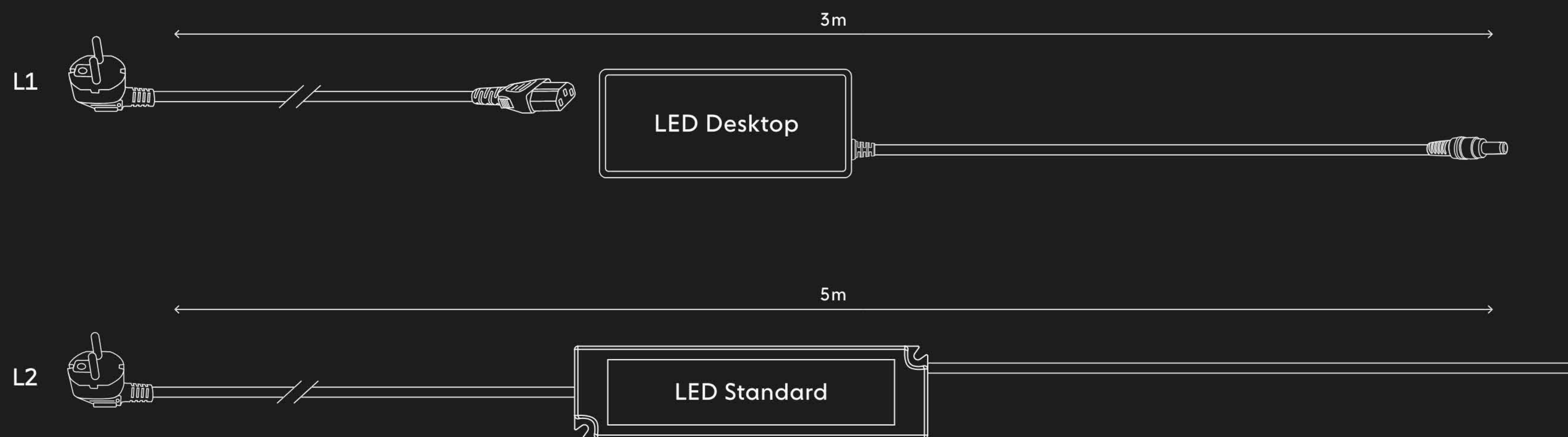


Edge finish

NOTE:
Edges for all dibond
colours are black.

Electrical

	Switch	Dimmable	Cable Length	Output voltage
L1 LED Desktop	On/off switch optional extra	Dimmable as optional extra	Total 3m	12V
L2 LED Standard	On/off switch optional extra	Dimmable as optional extra	Total 5m	12V



Optional extras

- Dimming
- RGB Multi-colour
- Programmable (SD / Touch screen)

NOTE:

All provided electrical equipment conforms to CE (Europe) UL (USA).



Variants

Direct to wall

Without background



Metal or acrylic letters

- ✓ Indoor / Outdoor
- ✓ Requires wiring
- ✓ Wall-mounted or standing

€€€

See p. 46

Pre-mounted

Raceway



Metal or acrylic letters
on raceway

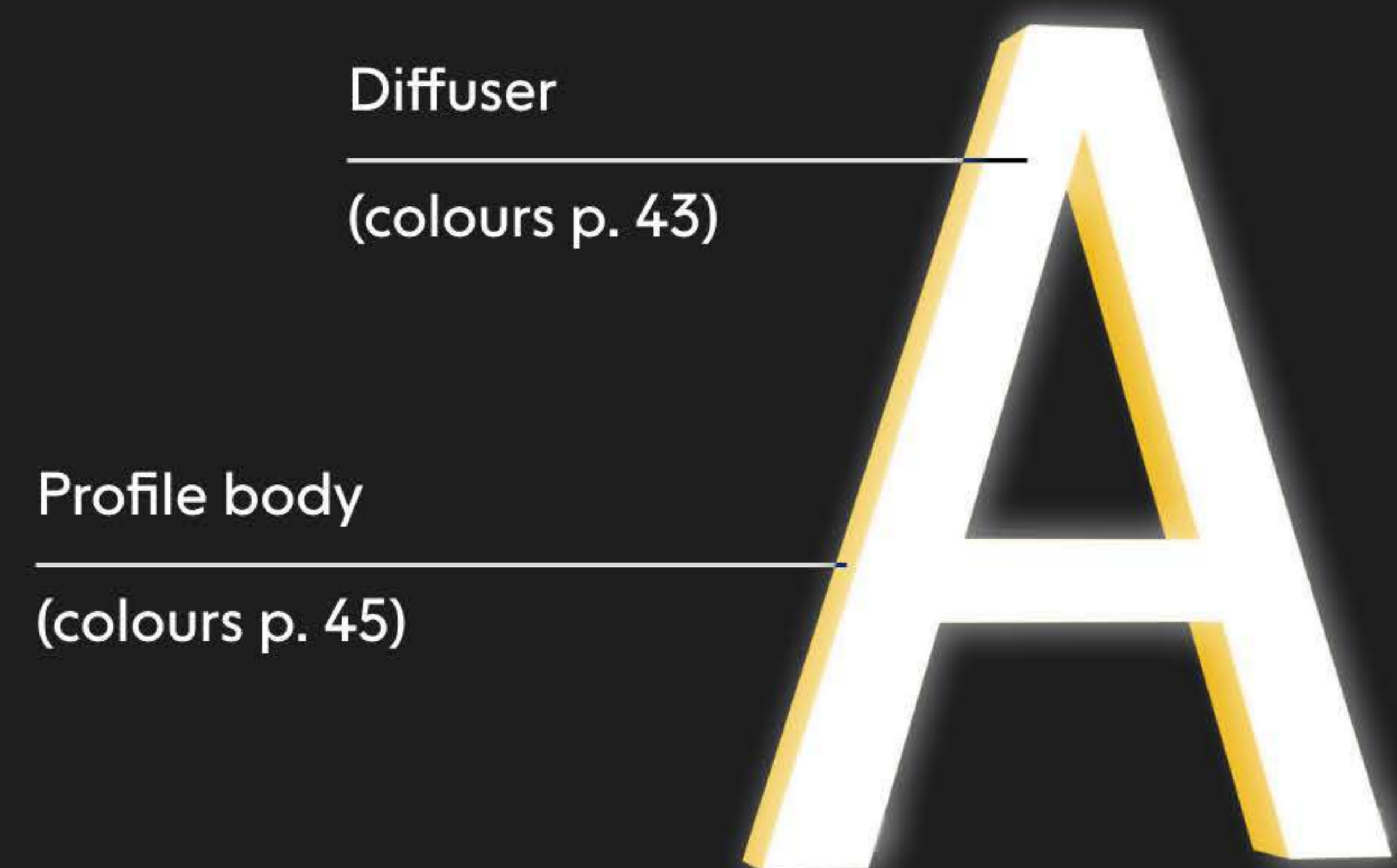
- ✓ Indoor / Outdoor
- ✓ Requires wiring
- ✓ Wall-mounted

€€€

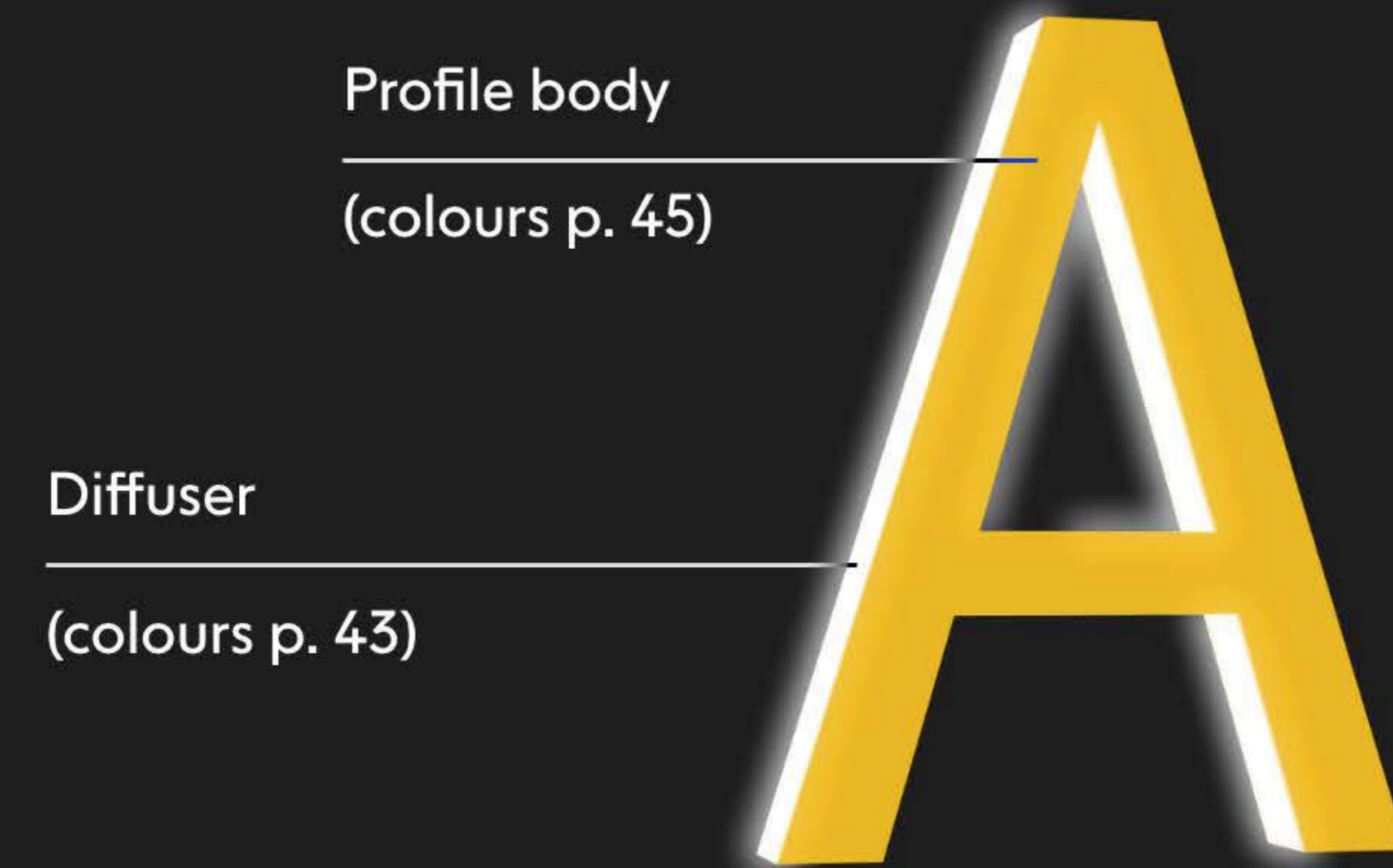
See p. 47

Illumination options

Frontlit



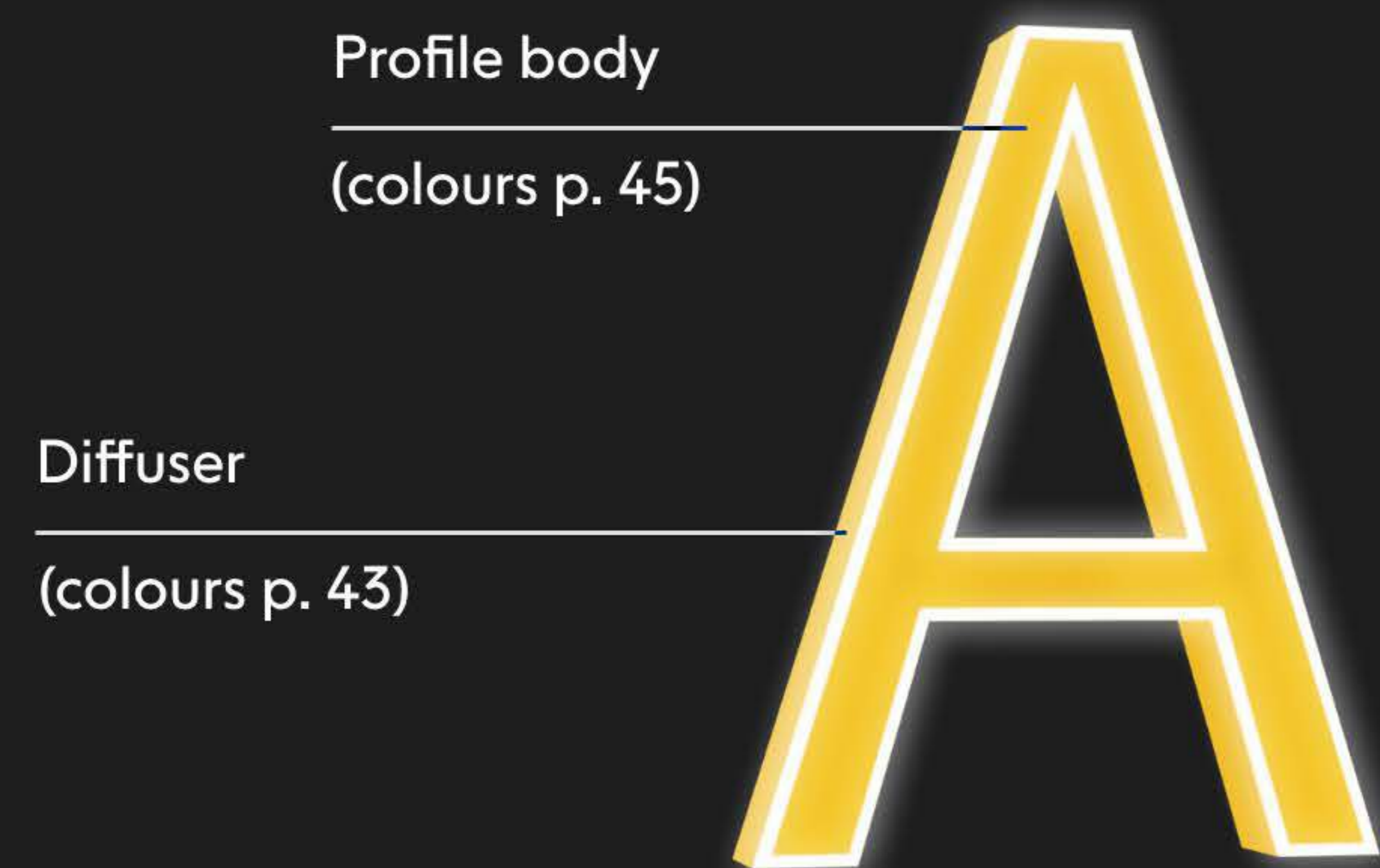
Side-lit



Front-side-lit



Individual combination



Available depths (mm):



Materials & colours (1/3)

Acrylic diffuser (Illuminated surface)

Colour codes shown for Perspex, equivalents may be used.



For additional materials & colours

see the following page →

Materials & colours (2/3)

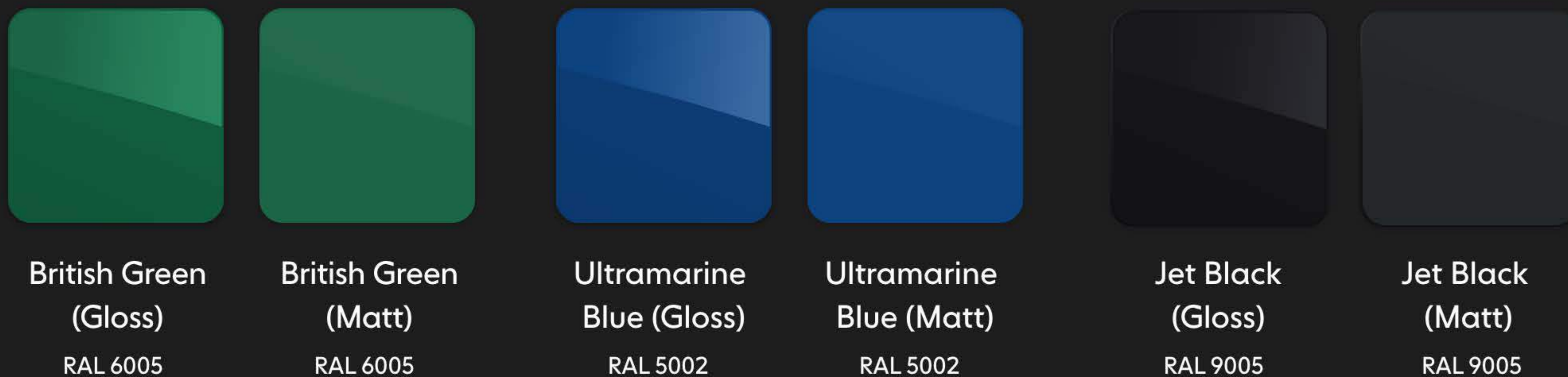
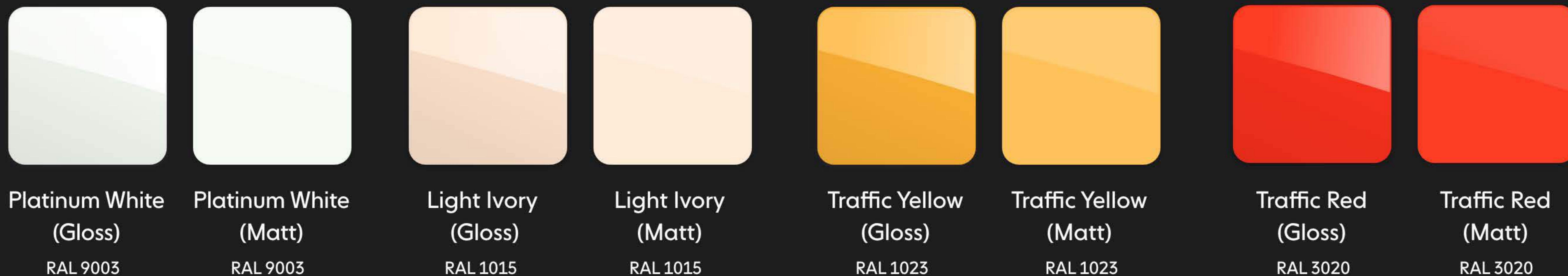
Foils for acrylic diffuser (Illuminated surface)

These foils will be pre-installed on the acrylic.





Materials & colours (3/3)

Composite Aluminium profile body (Dibond)



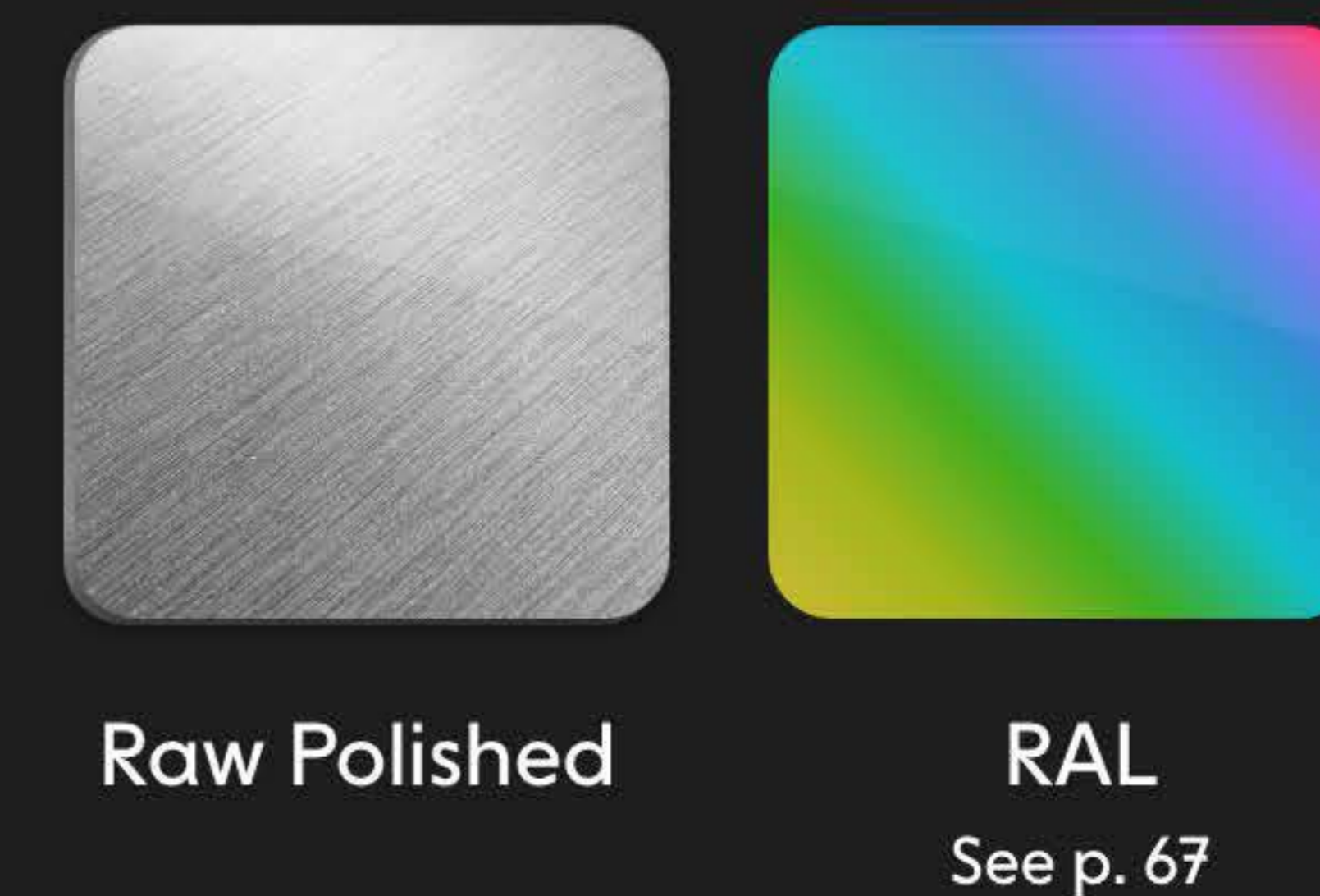
Metal finishes




Edge finish

NOTE:
Edges for all dibond
colours are black.

Aluminium profile body



Foil profile cover




Direct to wall

- Indoor / Outdoor
- Requires wiring
- Wall-mounted

Profile body
(colours p. 45)

Power supply
(L2 p. 48)



Letter connections



- Connection cabling provided
- To be installed on-site
- Can be wired in front of or behind wall

Light diffuser
(colours p. 43)

Junction box connection

Pre-mounted: Raceway

- Indoor / Outdoor
- Requires wiring
- Wall-mounted

Profile body
(colours p. 45)

Raceway mounting holes

Light Diffuser
(colours p. 43)

Raceway



White

RAL 9010

Grey

RAL 7016

Black

RAL 9005

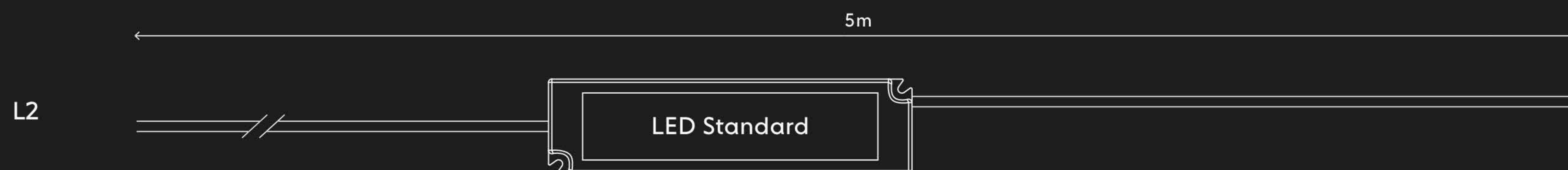
Power supply

(L2, p. 48)

Junction box connection

Electrical

	Switch	Dimmable	Cable Length	Output voltage
L2 LED Standard	On/off switch optional extra	Non-dimmable	Total 5m	12V



Optional extras

- Dimming
- RGB Multi-colour
- Programmable (SD / Touch screen)

NOTE:

All provided electrical equipment conforms to CE (Europe) UL (USA).



Variants

Front-facing

Wall or standing



Metal case with illuminated logo

- ✓ Indoor / Outdoor
- ✓ Plug & play
- ✓ Wall-mounted or standing
- ✓ Default single-sided

€€

See p. 55

Projecting

90 degrees



Metal case with illuminated logo

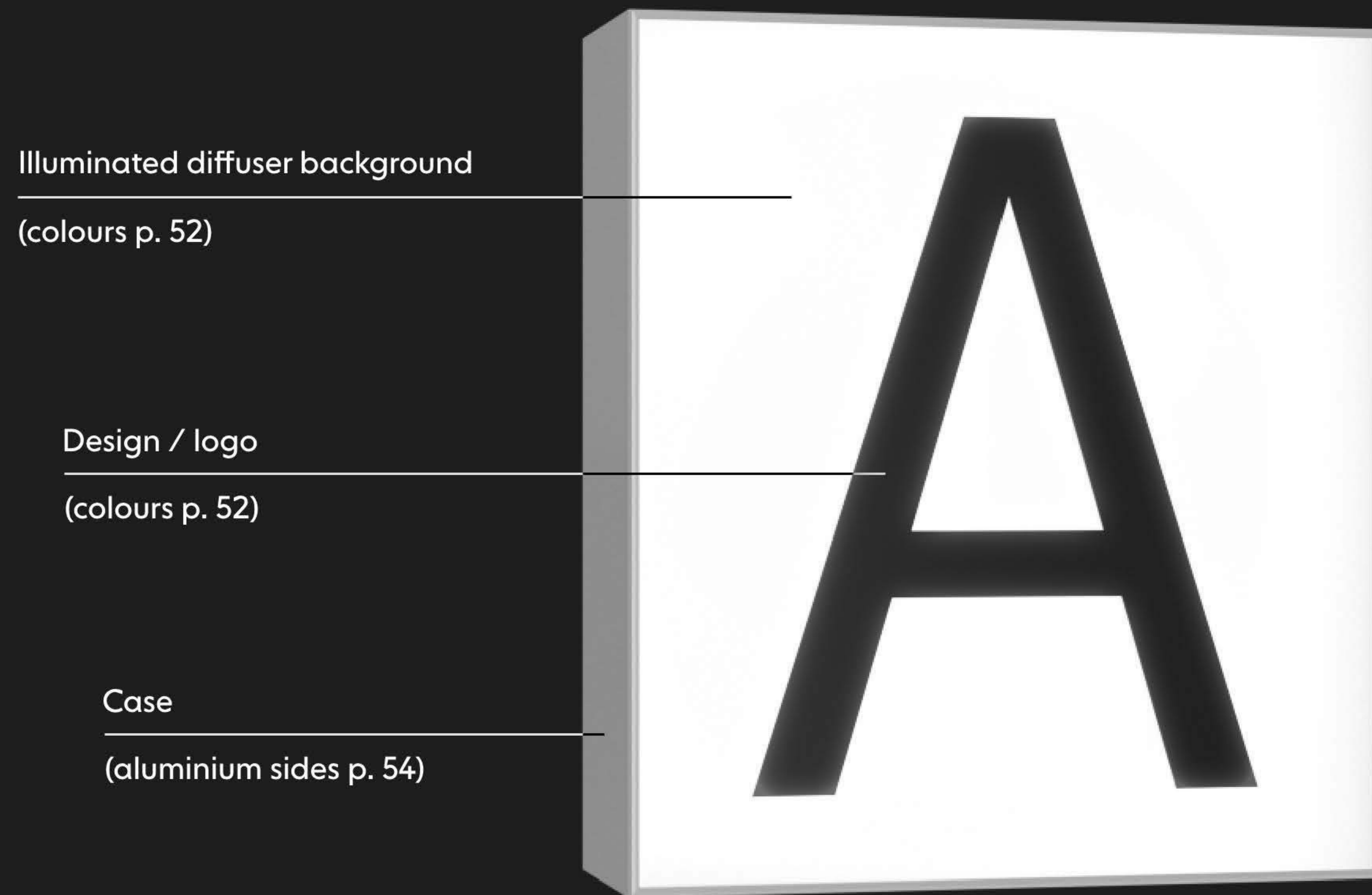
- ✓ Indoor / Outdoor
- ✓ Plug & play
- ✓ Wall-mounted
- ✓ Default double-sided

€€€

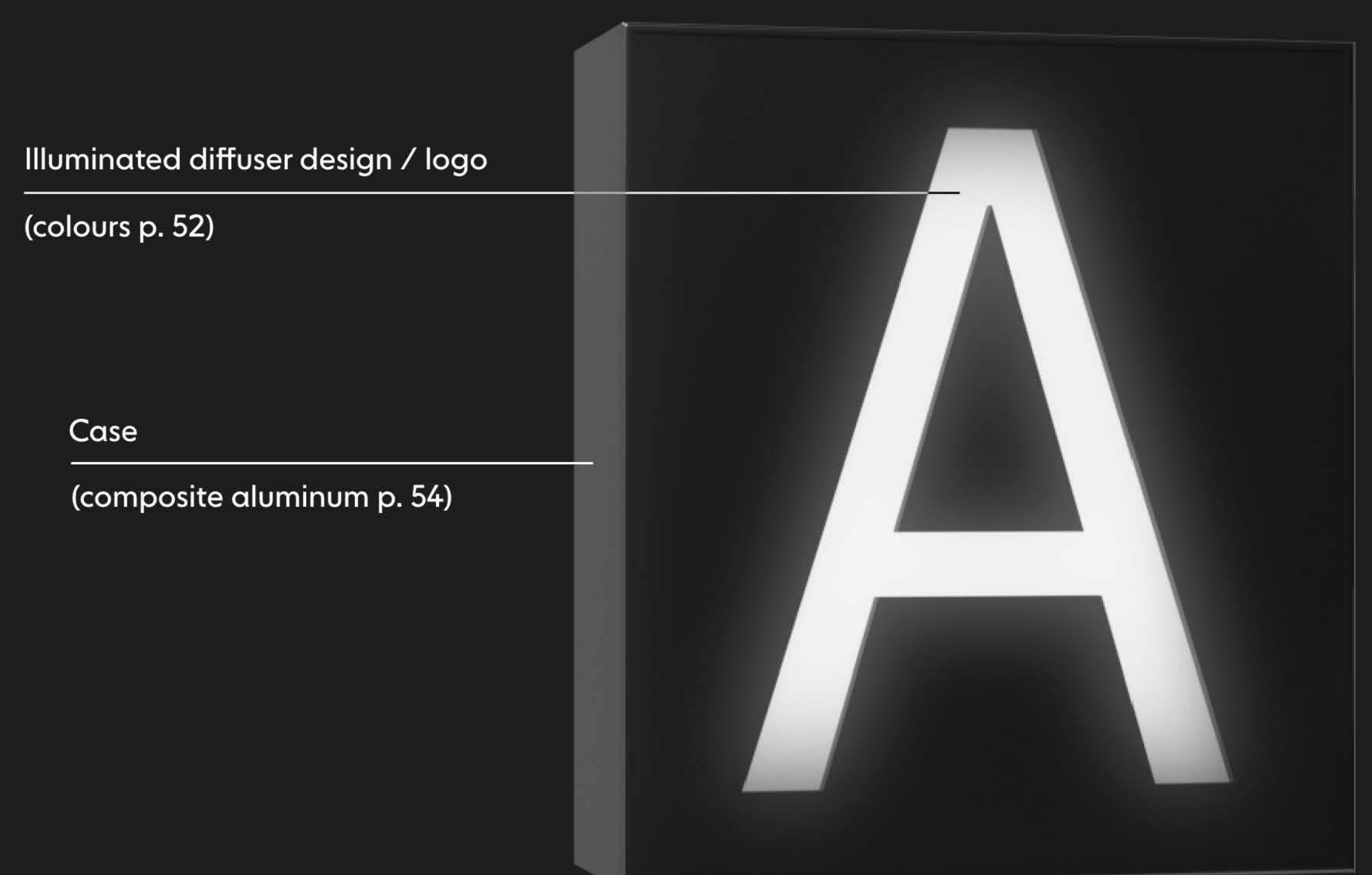
See p. 56

Lightbox styles

Classic Lightbox



Modern Lightbox



The diffuser is illuminated by the integrated LED modules.

Materials & colours (1/3)

Acrylic diffuser (Illuminated surface)

Colour codes shown for Perspex, equivalents may be used.




Opal

028




Ivory

133




Light Red

440




Red

433




Orange

363




Yellow

229



Lemon Yellow

260



Pink

4415



Violet

886



Black

962



Grey

9981




Dark Green

650




Green

6205




Lime Green

6T81



Dark Blue

743




Blue

750



Medium Blue

751



Light Blue

757

For additional materials & colours

see the following page →

Materials & colours (2/3)

Foils for acrylic diffuser (Illuminated surface)

These foils will be pre-installed on the acrylic.



Materials & colours (3/3)

Classic case colours

Aluminium



Traffic White
(Matt)
RAL 9016



Jet Black
(Matt)
RAL 9005




RAL
See p. 67




Aluminium
Polished

Modern case colours


Composite aluminium (Dibond)




Platinum White
(Gloss)
RAL 9003




Platinum White
(Matt)
RAL 9003




Light Ivory
(Gloss)
RAL 1015



Light Ivory
(Matt)
RAL 1015



Traffic Yellow
(Gloss)
RAL 1023



Traffic Yellow
(Matt)
RAL 1023



Traffic Red
(Gloss)
RAL 3020




Traffic Red
(Matt)
RAL 3020




Platinum White
(Gloss)
RAL 6005



Platinum White
(Matt)
RAL 6005



Ultramarine
Blue (Gloss)
RAL 5002



Ultramarine
Blue (Matt)
RAL 5002



Jet Black
(Gloss)
RAL 9005



Jet Black
(Matt)
RAL 9005



Metallic-
Aluminium



Butlerfinish
Aluminium



Stainless Steel



Gold



Copper

Front-facing

- Indoor / Outdoor
- Plug & play
- Wall-mounted or standing
- Logo on front face as standard (optionally double-sided)

Styles:



Classic



Modern

Logo

(colours p. 52)

Case

(composite aluminum p. 54)



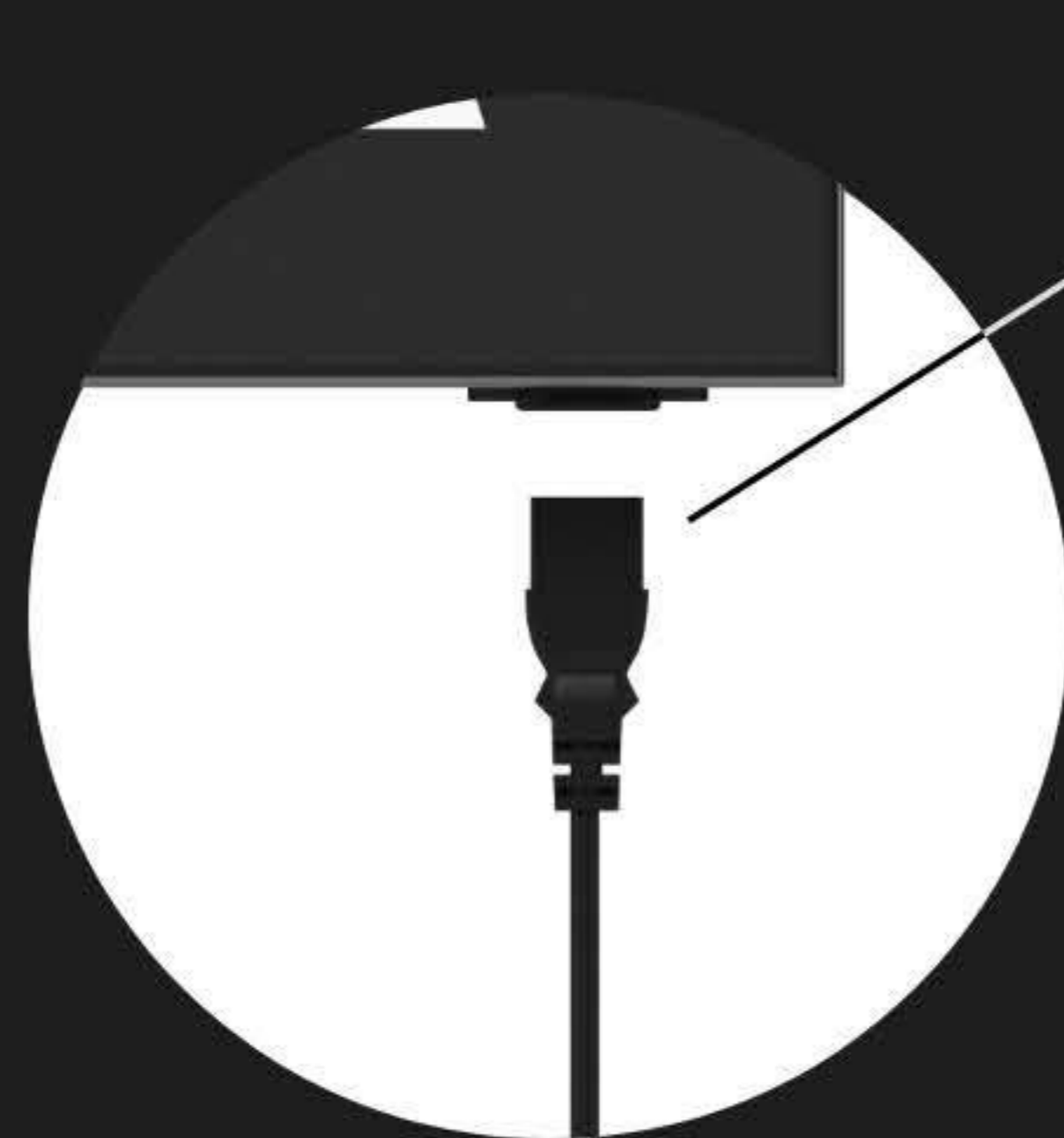
Integrated power supply

(L3, p. 57)

Plug

(indoor)


Indoor (Plug & play connection)



Bottom (default)




Cable




Side

Outdoor (Junction box connection)



Bottom (default)



Custom

Lightbox: Projecting

- Indoor / Outdoor
- Plug & play
- Wall-mounted
- Double-sided logo

Styles:




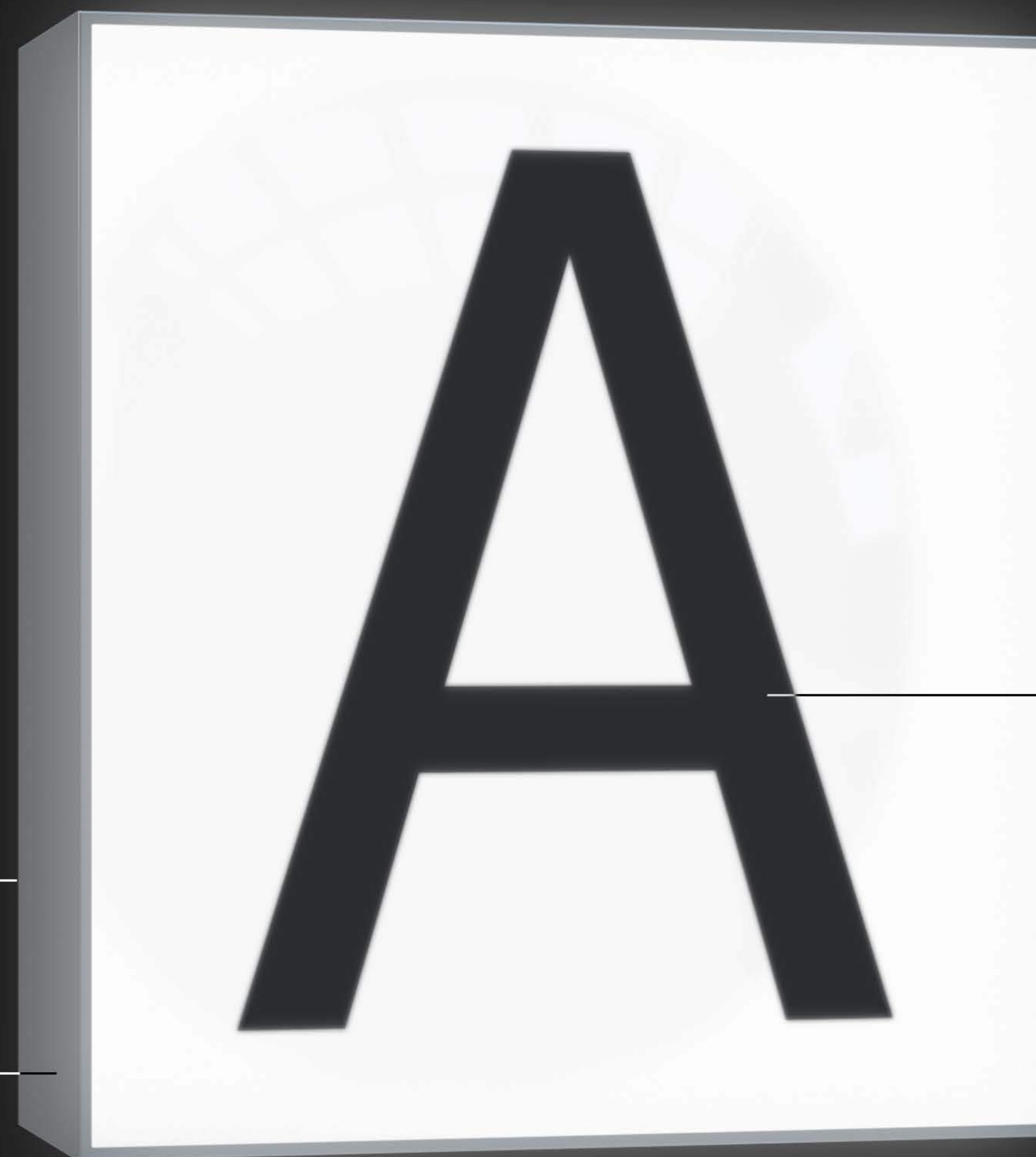
Classic



Modern

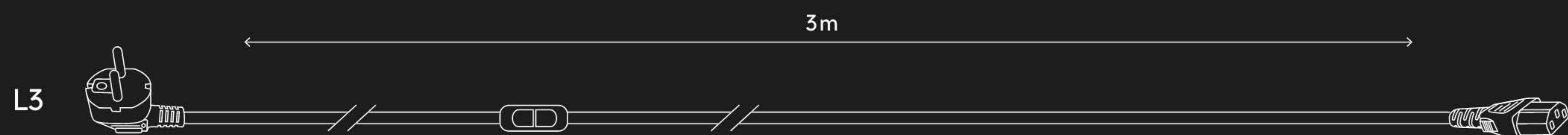
Integrated power supply
(L3, p. 57)

Case
(composite aluminum p. 54)



Electrical

	Switch	Dimmable	Cable Length	Output voltage
L3 LED Standard integrated	Optional: On/off switch or remote control	Non-dimmable	Total 3m	12V



Optional extras

- Dimming
- RGB Multi-colour
- Programmable (SD / Touch screen)

NOTE:

All provided electrical equipment conforms to CE (Europe) UL (USA).



Variants

Moss designs

Wall or standing



Preserved moss

- ✓ Indoor only
- ✓ Maintenance-free
- ✓ Wall-mounted or desktop standing

€
See p. 62

Moss wall

With logo



Logo on preserved moss wall

- ✓ Indoor only
- ✓ Maintenance-free
- ✓ Wall-mounted
- ✓ Pre-mounted logo (Neon, LED Neon, 2D, 3D)

€€€
See p. 63

Jungle wall

With logo




Logo on preserved plant wall

- ✓ Indoor only
- ✓ Maintenance-free
- ✓ Wall-mounted
- ✓ Pre-mounted logo (Neon, LED Neon, 2D, 3D)

€€€
See p. 64

Moss & plant Types

Moss types



Reindeer Moss
(lichen)



Bun Moss
(max. sound absorption)



Fern Moss



Bun & Fern
Moss



Rainforest
Moss

Plant types



Jungle

Our range of moss and plants are fully preserved and maintenance-free, requiring zero watering. The moss has been grown, harvested and preserved using natural ingredients.

Moss backgrounds


MDF



Natural



Black




White

PVC




Black



White

Cork



Natural

All moss types require a background support, this allows for easy transport and installation. They can be installed easily with screws or bonded directly to the wall.

Moss designs

- Indoor only
- Maintenance-free
- Wall-mounted or desktop standing

Edge detail:



Background edge visible



Background edge covered



Moss logo
(types p. 60)

Mounting points
(screw direct to wall)

Background
(materials p. 61)


Moss wall

- Indoor only
- Maintenance-free
- Wall-mounted

Edge detail:



Background edge



Background
(materials p. 61)

Moss wall
(types p. 60)

Logo
(logo types p. 65)

Plant wall

- Indoor only
- Maintenance-free
- Wall-mounted

Edge detail:



Background
edge



Plant wall
(types p. 60)


Logo
(logo types p. 65)

Background
(materials p. 61)

Moss with letters & logos

Moss & plant walls can be combined with any letter or logo from the Sygns product range. This includes: Neon, LED Neon, 2D & 3D. Logos are pre-installed on a background of your choice.

Neon



LED Neon



2D



3D



RAL Classic colours

1000	1001	1002	1003	1004	1005	1006	1007	1011	1012	1013	1014	1015	1016	1017	1018	1019
1020	1021	1023	1024	1026	1027	1028	1032	1033	1034	1035	1036	1037	2000	2001	2002	2003
2004	2005	2007	2008	2009	2010	2011	2012	2013	3000	3001	3002	3003	3004	3005	3007	3009
3011	3012	3013	3014	3015	3016	3017	3018	3020	3022	3024	3026	3027	3028	3031	3032	3033
4001	4002	4003	4004	4005	4006	4007	4008	4009	4010	4011	4012	5000	5001	5002	5003	5004
5005	5007	5008	5009	5010	5011	5012	5013	5014	5015	5017	5018	5019	5020	5021	5022	5023
5024	5025	5026	6000	6001	6002	6003	6004	6005	6006	6007	6008	6009	6010	6011	6012	6013
6014	6015	6016	6017	6018	6019	6020	6021	6022	6024	6025	6026	6027	6028	6029	6032	6033
6034	6035	6036	6037	6038	7000	7001	7002	7003	7004	7005	7006	7008	7009	7010	7011	7012
7013	7015	7016	7021	7022	7023	7024	7026	7030	7031	7032	7033	7034	7035	7036	7037	7038
7039	7040	7042	7043	7044	7045	7046	7047	7048	8000	8001	8002	8003	8004	8007	8008	8011
8012	8014	8015	8016	8017	8019	8022	8023	8024	8025	8028	8029	9001	9002	9003	9004	9005
9006	9007	9010	9011	9016	9017	9018	9022	9023								

Packaging

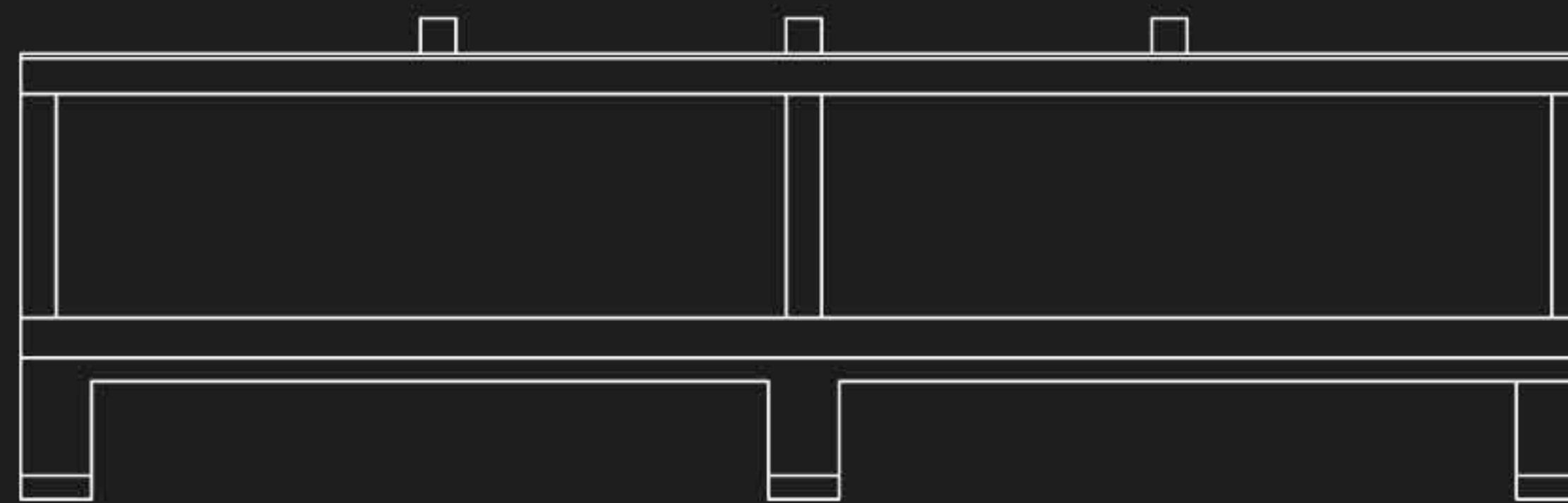
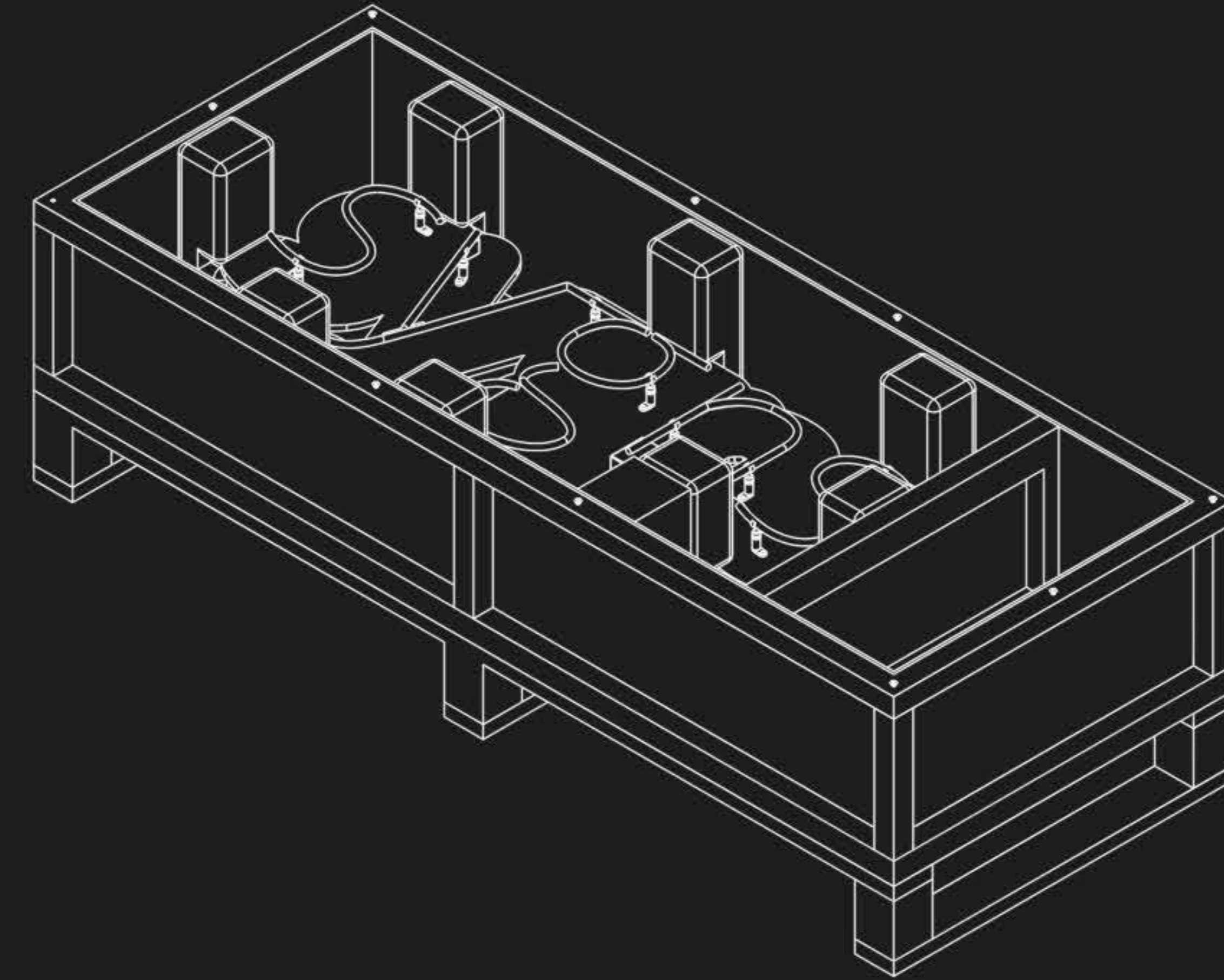
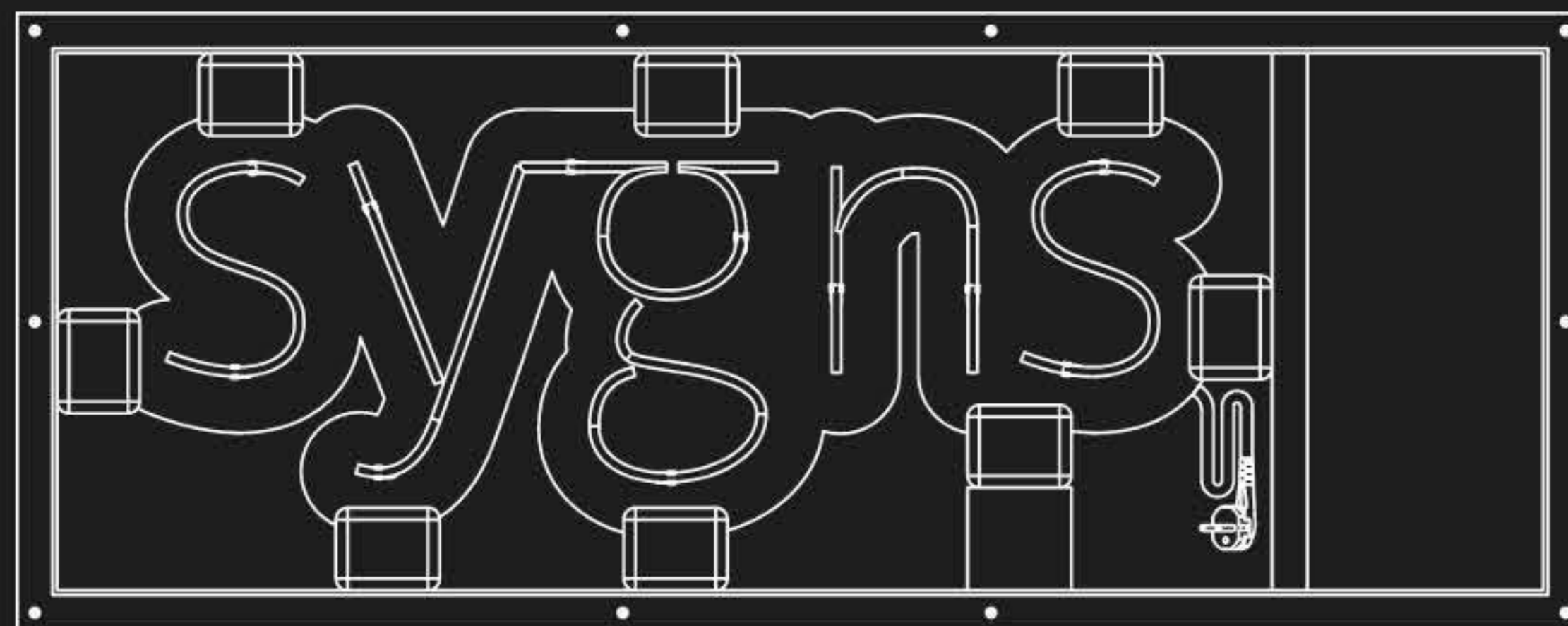
At Sygns we have spent many years developing proprietary packaging for our products. This allows us to ship all signage reliably worldwide.

Packaging: Wooden crate

Used for: Medium - larger signage such as Neon Mirror Box

Everything is included:

- Signage
- Installation equipment

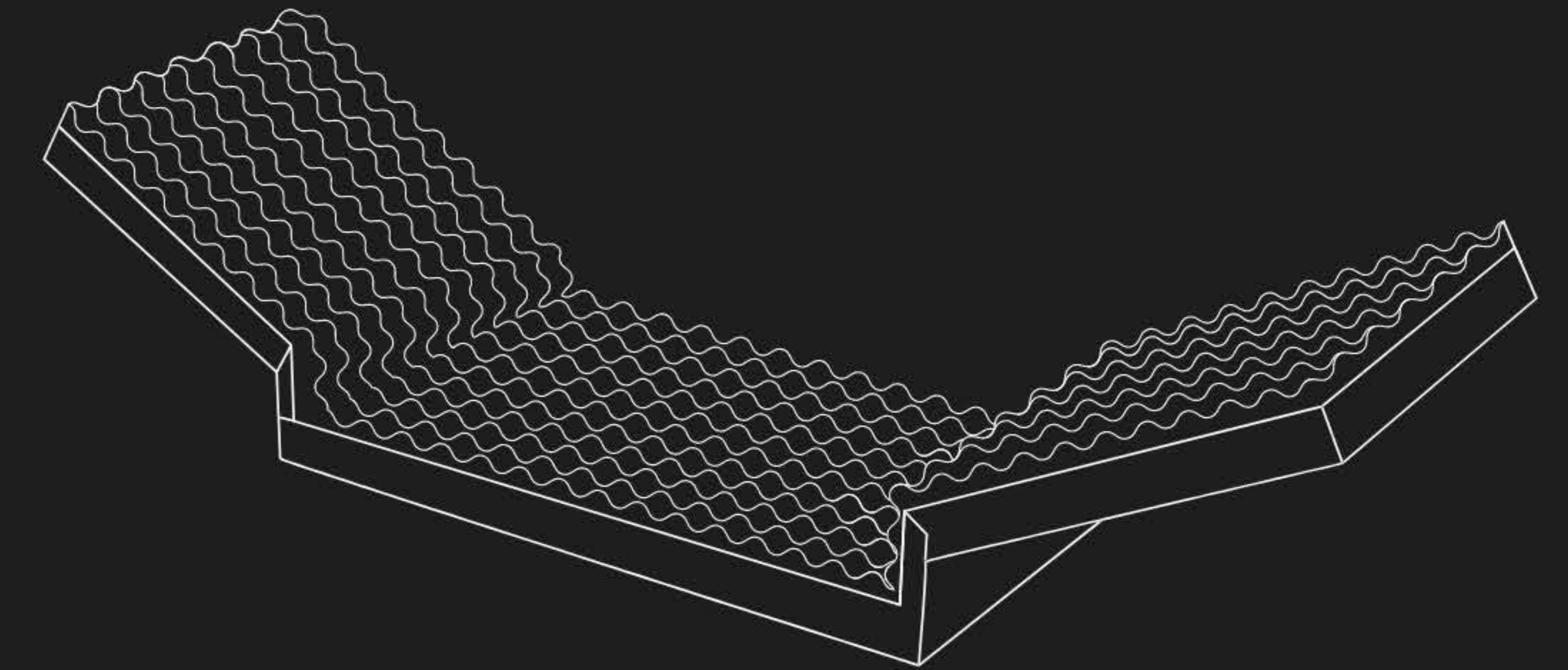
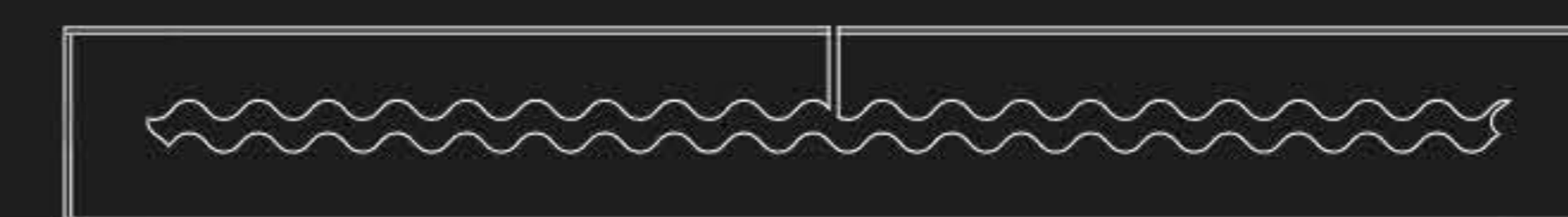


Packaging: Carton

Used for: Smaller, delicate signage such as Neon Direct to wall

Everything is included:

- Signage
- Installation equipment



Product compliance

Sygn's products are produced to the highest standards in both the Neon and LED industry.

Product	Standard	Conformity EU	Conformity US
Neon	EN-50107	CE / TÜV	UL
LED	IEC 60364	CE / TÜV	UL

Disclaimer: Sygn's products and production specifications are subject to change without notice. Information given here is to be used as a guide only and is no guarantee that the specific product configuration chosen is compliant in any given country or application.



sygns

Sygns GmbH
Bogen 45 / Holzmarktstr. 15-18
10179 Berlin / Germany

+49 (0) 30 2404 6130
info@sygns.com
www.sygns.com