












Calibration

- ✓ Press  twice to enter Password mode. **P0000** shows.
- ✓ Short press  or press  and  to change digit.
Press  and  to right scroll digit. Input password **P84**
16.
- ✓ Press  to confirm password, and enter Calibration. **CR**
L shows.
- ⓘ It is NOT recommended to enter Calibration unless you are authorized from your local representative.

Calibration Unit

- ✓ Press  to enter Calibration Unit. **Un --** shows.
- ✓ Short press  or press  and  to change Calibration Unit.
- ↩ Calibration Unit can be set to: **Kg**(kg), **Lb**(lb). It is set to kg by default.