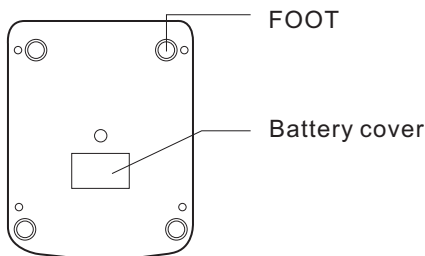
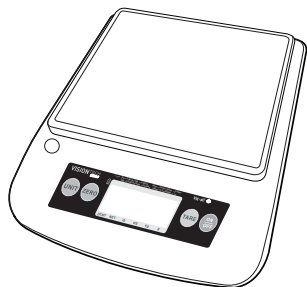


# Digital Kitchen scale

## VK-4C

## VISION<sup>TECH</sup>SHOP



### Specification

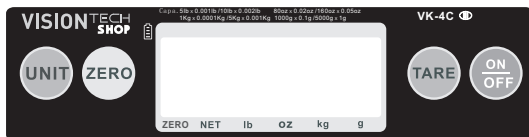
Operating Temperature:

Model no: VK-4C  
Tare range: 100% F.S  
Zero range: 4% F.S  
Unit : lb/oz/kg/g  
Power: 3VDC(2 x AA batteries)


Platter Size(inch/mm): 6.5(W) x 5.9(D)/ 165(W) x 150(D)mm  
Product Size(inch/mm): 7.5(W) x 9.8(D) x 2.2(H)/190(W) x 250(D) x 56(H)mm  
Operating Temperature: 32°F~104°F / 0°C ~40 °C  
Capacity/Division: 5lb x 0.001lb /10lb x 0.002lb 80oz x 0.02oz /160oz x 0.05oz  
1Kg x 0.0001Kg /5Kg x 0.001Kg 1000g x 0.1g /5000g x 1g

### Function keys

1. Press on/off key, turn on the scale, enter into normal weighing status. The screen will display full capacity before the screen display zero.
2. Press unit key, to select the weighing unit under normal weighing status
3. Press on/off key, turn off the scale



### ALARM

Warning message	Reason	Solution
Display "Err"	Exceed max capacity	Take away the over-weight object
Battery symbol  flashing	Not enough power	Change new battery

### Auto Power-off Function parameter setting

- 
- 1 Press and hold the ZERO key , and then press ON/OFF on key once
  - 2 Press the TARE key once
  - 3 Press the ZERO key to cycle to select the Auto Power-off time, Press the ON/OFF key power off after selecting

**A --- 0**  
Auto Power-off function is off

**A --- 1**  
The electronic scale Auto Power-off after 1 minute of stable weighing

**A --- 5**  
The electronic scale Auto Power-off after 5 minute of stable weighing

**A --- 10**  
The electronic scale Auto Power-off after 10 minute of stable weighing

### Operation

- 
- 1 power on
  - 2 put the container on the pan, display "0.005lb"
  - 3 press "tare" key to tare the container's weight, display "0.000lb"
  - 4 put the object in the container, display "1.000lb"
  - 5 power off

### Unit Select

- 
- 1
  - 2
  - 3
  - 4
  - 5

### NOTE

1. Use the scale on the stable level surface
2. No overloading
3. Forbid to drech, washing, keep the body inside dry, don't fall off the scale
4. When it indicates low power , please replace new battery
5. Clean the scale with mild detergent , chemicals is not allowed.
6. If it is incorrect, it needs to recalibrate by standard weight or contact with dealer

**VISION**TECH  
SHOP VisionTechShop.com

100 Temple Ave. Hackensack, NJ 07601

Tel: +1-201-679-7793