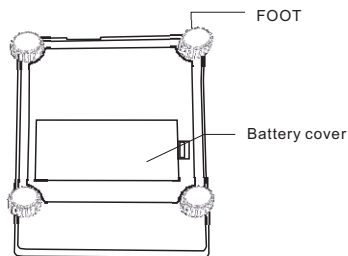


Digital Kitchen scale

VK-2D

VISION^{TECH}SHOP



Specification

Operating Temperature:

Model no: VK-2D
 Tare range: 100% F.S
 Zero range: 4% F.S
 Unit : lb/oz/kg/g
 Power: 3VDC(2 x D batteries)

Platter Size(inch/mm): 8.3(W) x 6.3(D)/ 210(W) x 160(D)mm
 Product Size(inch/mm): 8.07(W) x 9.5(D) x 3.1(H)/205(W) x 240(D) x 80(H)mm
 Operating Temperature: 32°F ~104°F / 0°C ~40 °C
 Capacity/Division: 6lb x 0.001lb /12lb x 0.002lb 96oz x 0.02oz /192oz x 0.05oz
 1Kg x 0.0001Kg /6Kg x 0.001Kg 1000g x 0.1g /6000g x 1g

Function keys

1. Press on/off key, power on the scale, enter into normal weighing status. The screen will display full capacity before the screen display zero.
2. Press unit key, to select the weighting unit under normal weighing status
3. Press on/off key, turn off the scale



ALARM

Warning message	Reason	Solution
Display "Err"	Exceed max capacity	Take away the over-weight object
Battery symbol "☹" flashing	Not enough power	Change new battery

Auto Power-off Function parameter setting



① Press and hold the UNIT key, and then press ON/OFF key once



② Press the zero/tare key once



③ Press the unit key to cycle to select the Auto Power-off time. Press the ON/OFF key power off after selecting

R--0
Auto Power-off function is off

R--1
The electronic scale Auto Power-off after 1 minute of stable weighing

R--5
The electronic scale Auto Power-off after 5 minute of stable weighing

R--10
The electronic scale Auto Power-off after 10 minute of stable weighing

Operation



0.000 lb

① power on




② put the container on the pan, display "0.005lb"

0.005 lb



③ press zero/tare" key to tare the container's weight, display "0.000lb"

0.000 lb




④ put the object in the container, display "1.000lb"

1.000 lb




⑤ power off

Unit Select




① 1.000 lb




② 454.0 g



③ 0.4540 kg



④ 16.00 oz



⑤ 1.000 lb

NOTE

1. Use the scale on the stable level surface
2. No overloading
3. Forbid to drench, washing, keep the body inside dry, don't fall off the scale
4. When it indicates low power, please replace new battery
5. Clean the scale with mild detergent, chemicals is not allowed.
6. If it is incorrect, it needs to recalibrate by standard weight or contact with dealer