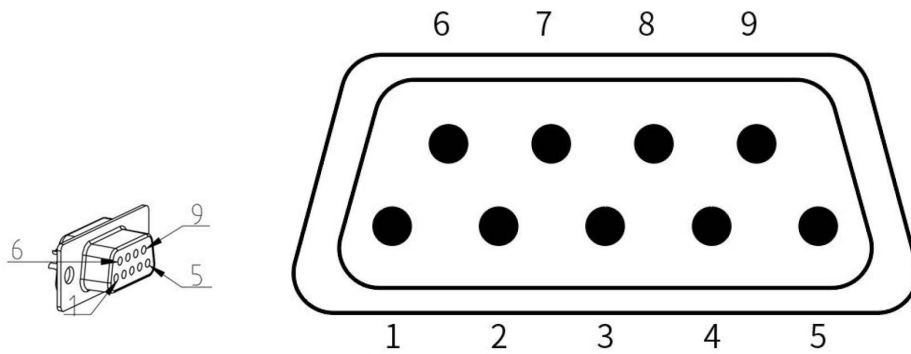
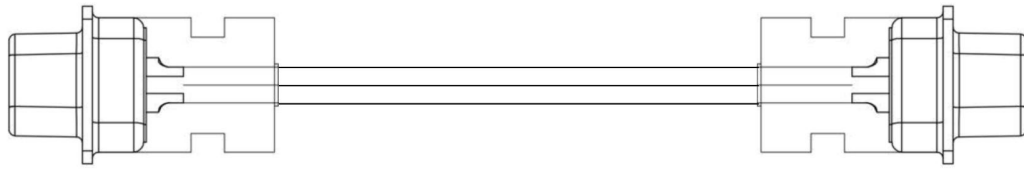



DB 9(M)



Pin 2	RXD	Input	Receiving data
Pin 3	TXD	Output	Transmission data
Pin 5	GND	--	Signal ground

DB 9(M) Connector:



*For other contents of the communication interface, please refer to the service manual.