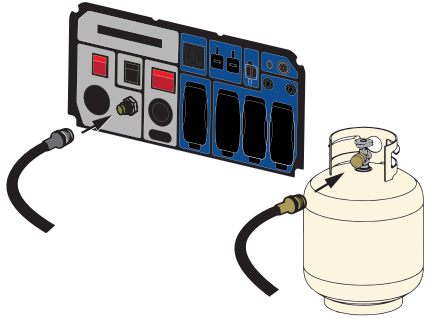


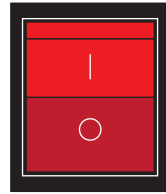
## SELECTING PROPANE



### FUEL CHOICE

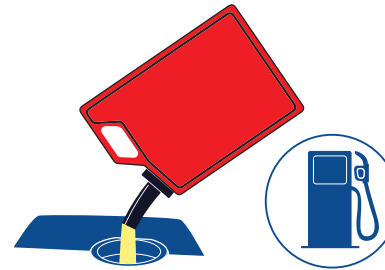
GAS

LPG



OR

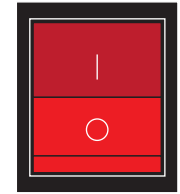
## SELECTING GASOLINE



### FUEL CHOICE

GAS

LPG



**Step 2:** Flip the FUEL CHOICE switch to LPG.

**Step 1:** Check the generator for gasoline. Add as needed.


**Step 2:** Flip the FUEL CHOICE switch to GAS.

## CONTINUE STARTUP STEPS WITH EITHER FUEL


### LOW IDLE

ON

OFF



**Step 5:** Flip main breaker off.

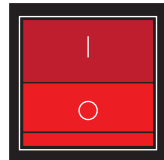


**Step 6:** Flip the START UP switch to ON.

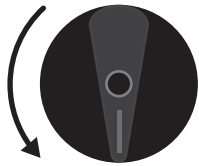
### START UP

ON

OFF



### FUEL OFF (STORE)



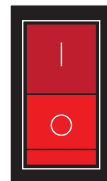
### FUEL ON (RUN)

**Step 4:** Flip the LOW IDLE switch to OFF.


**Step 8:** Flip the LOW IDLE switch to ON.

ON


OFF



**Step 9:** Flip main breaker on.



**Step 10:** Plug devices in.



### LOW IDLE

**Step 3:** Turn fuel switch counter clockwise to ON.

**Step 7:** Press START BUTTON.

