

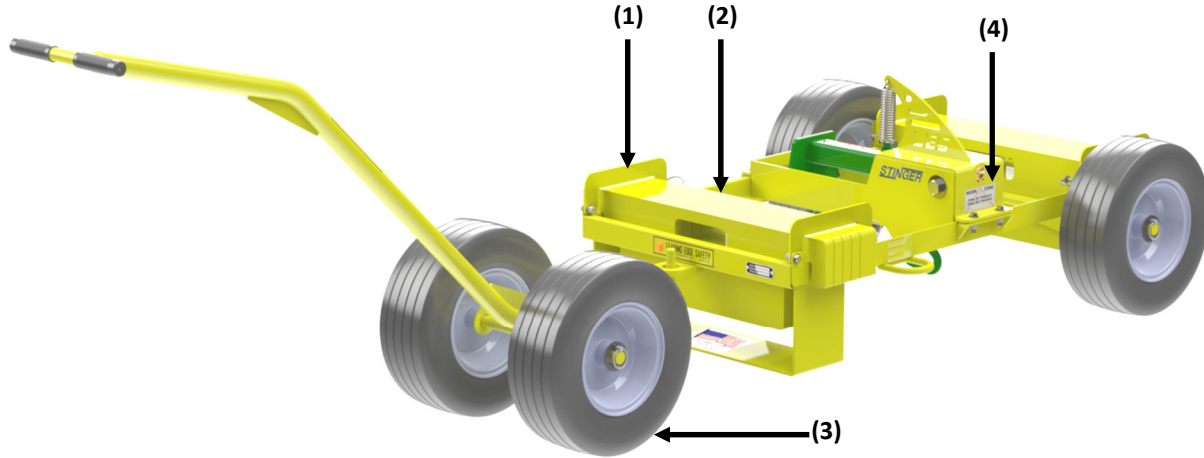
STINGER MOBILE FALL CART INSPECTION AND MAINTENANCE LOG

PLEASE COPY THIS LOG. FILL IT OUT BEFORE EACH USE. AND KEEP IT IN YOUR RECORDS.

EQUIPMENT MODEL #: SMC-000-16-ASM JOB NAME: _____

EQUIPMENT SERIAL #: _____

INSPECTION DATE: _____



GENERAL INSPECTION ITEMS:



(1) General Cart / Frame Damage - Inspect for Loose, bent or damaged parts

	Corrective Action Needed?	Maintenance Performed:
Inspected By:	Yes <input type="radio"/> No <input type="radio"/>	_____

(2) General Cart / Frame Welded Connections - Inspect welded connections for visible distortion, cracks or other damage

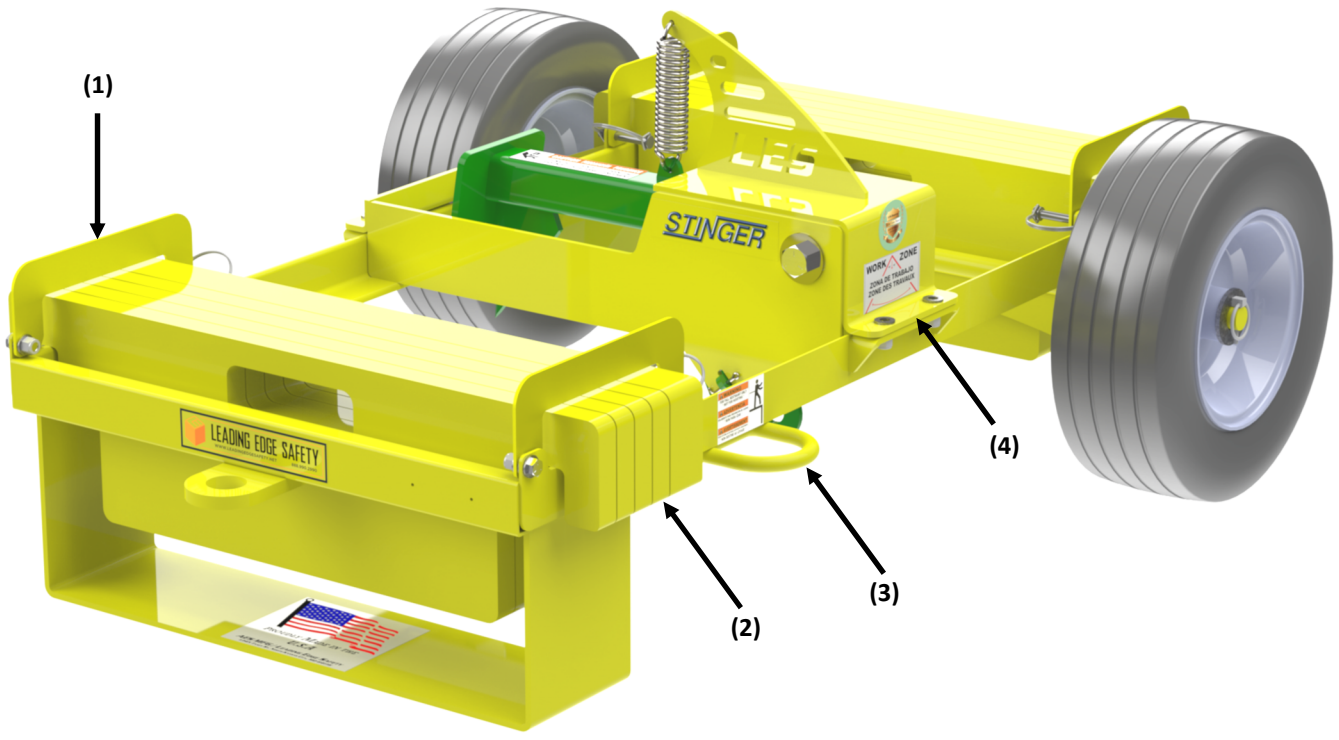
	Corrective Action Needed?	Maintenance Performed:
Inspected By:	Yes <input type="radio"/> No <input type="radio"/>	_____

(3) Wheels and Tires - Inspect wheels and tires for damage, flat spots or excessive build up

	Corrective Action Needed?	Maintenance Performed:
Inspected By:	Yes <input type="radio"/> No <input type="radio"/>	_____

(4) Safety Labels - Inspect that all of the Safety Labels are present and legible (The user manual has a complete listing of labels and locations)

	Corrective Action Needed?	Maintenance Performed:
Inspected By:	Yes <input type="radio"/> No <input type="radio"/>	_____



GENERAL INSPECTION ITEMS:

(1) Weight Hold Down Clips - Inspect for rust or damage, ensure the pins are installed and snap lock is engaged (4 places)

Inspected By:	Corrective Action Needed?		Maintenance Performed:
	Yes <input type="radio"/>	No <input type="radio"/>	

(2) Stinger Counter Weights - Ensure the Stinger counter weights are installed and locked into place (6 + 6 = 12 weights required)

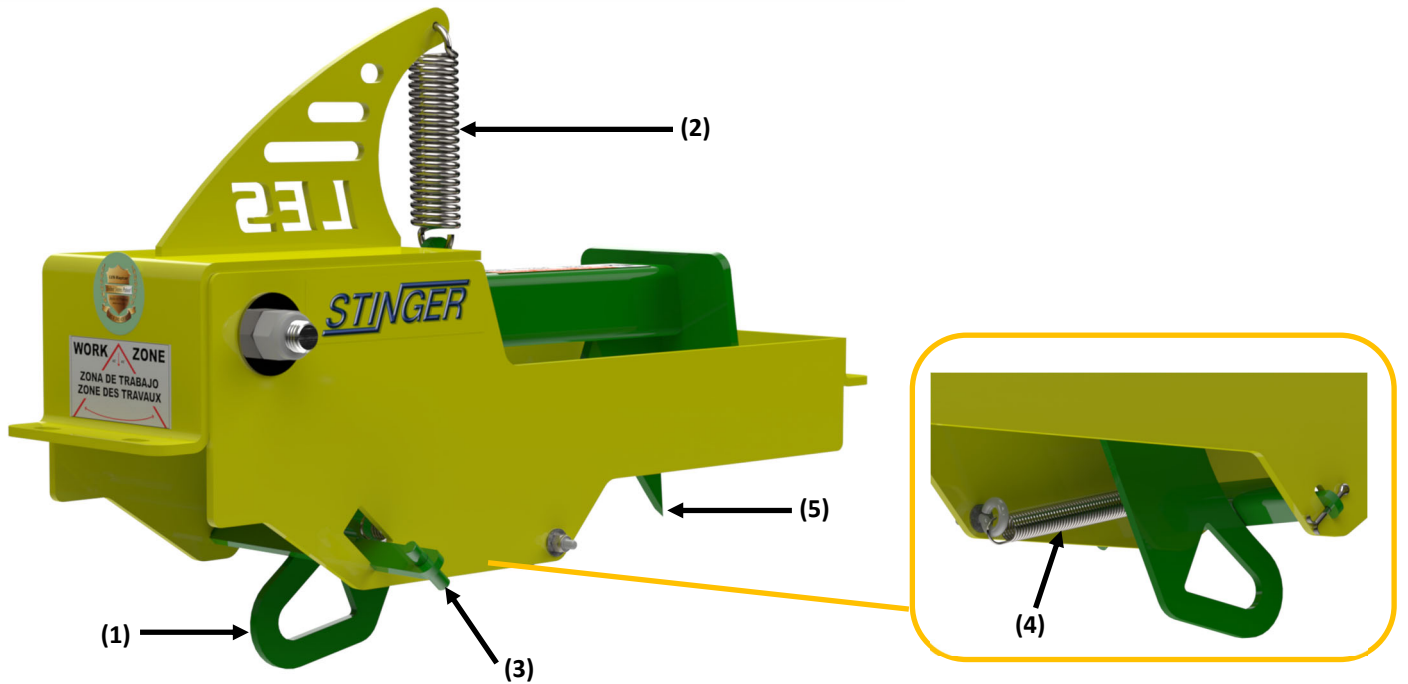
Inspected By:	Corrective Action Needed?		Maintenance Performed:
	Yes <input type="radio"/>	No <input type="radio"/>	

(3) Fall Restraint Tie-Off Ring - Inspect for distortion or damage

Inspected By:	Corrective Action Needed?		Maintenance Performed:
	Yes <input type="radio"/>	No <input type="radio"/>	

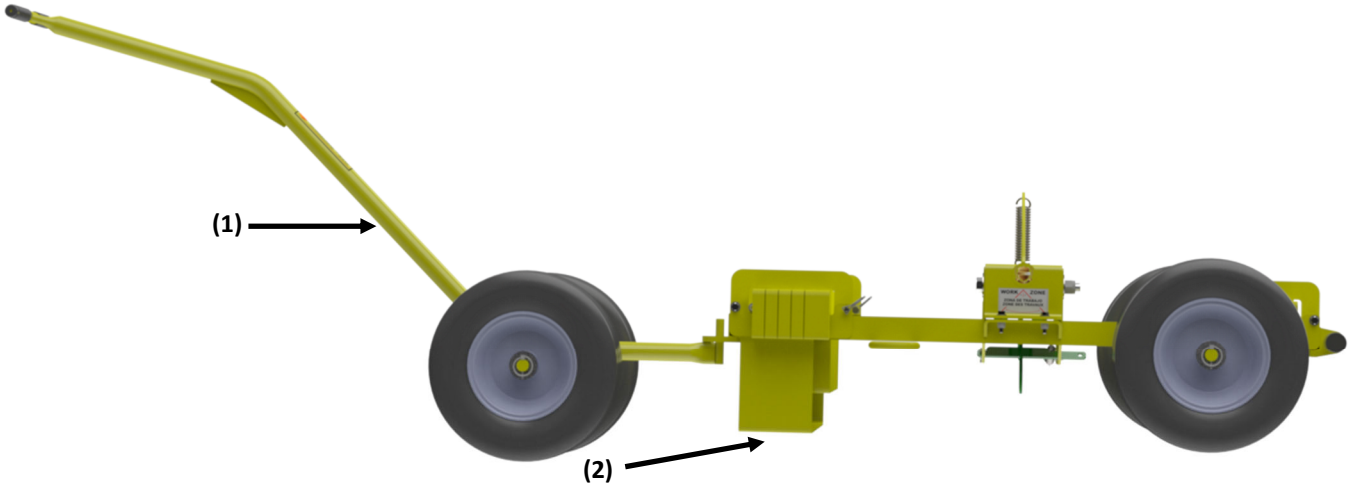
(4) Safety Engagement Box - Ensure that the safety engagement box is securely fastened to the frame

Inspected By:	Corrective Action Needed?		Maintenance Performed:
	Yes <input type="radio"/>	No <input type="radio"/>	



SAFETY ENGAGEMENT

(1) Attachment Point Tie-Off Rings - Inspect for distortion or damage		
Inspected By:	Corrective Action Needed? Yes <input type="radio"/> No <input type="radio"/>	Maintenance Performed:
(2) Engagement Arm Spring - Inspect for rust, distortion or damage		
Inspected By:	Corrective Action Needed? Yes <input type="radio"/> No <input type="radio"/>	Maintenance Performed:
(3) Claw Lock - Inspect for rust, distortion or damage , Ensure the lock in not bent and moves freely.		
Inspected By:	Corrective Action Needed? Yes <input type="radio"/> No <input type="radio"/>	Maintenance Performed:
(4) Claw Lock Engagement Spring - Inspect for rust, distortion or damage		
Inspected By:	Corrective Action Needed? Yes <input type="radio"/> No <input type="radio"/>	Maintenance Performed:
(5) Engagement Arm (Claw) - Inspect for bent or damages, including the talon and rake tips.		
Inspected By:	Corrective Action Needed? Yes <input type="radio"/> No <input type="radio"/>	Maintenance Performed:



Transport Mode:

(1) Stinger Transport Dolly - Inspect for Loose, bent or damaged parts		
Inspected By:	Corrective Action Needed?	Maintenance Performed:
	Yes <input type="radio"/> No <input type="radio"/>	

(2) Ground Clearance - Ensure proper ground clearance before moving the unit		
Inspected By:	Corrective Action Needed?	Maintenance Performed:
	Yes <input type="radio"/> No <input type="radio"/>	

DO NOT USE DAMAGED EQUIPMENT OR EQUIPMENT THAT HAS BEEN MODIFIED.

For proper set-up and use instructions please refer to the instruction manual specific to your make and model of Mobile Fall Protection cart.

For Technical Support contact 888-990-2990 / TechnicalSupport@leadingedgesafety.net