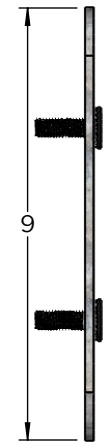




1 2 3 4

NOTES:

All Measurements in Inches
Approx. Part Weight: 5. lbs.

Parts:	Qty:



A

A

B

B



1345 TANEY STREET
 NORTH KANSAS CITY, MO 64116
 (T) 888-990-2990
 (P) 816-471-1349
 SALES@LEADINGEDGESAFETY.NET
 Information in this drawing is for reference only.

Scale: 1/4" = 1" (8.5x11)

Dwg: FMB-100-17

Flush Wall Mounted Base Railing
 System
 Standard Base Backing Sub-Unit

1 2 3 4