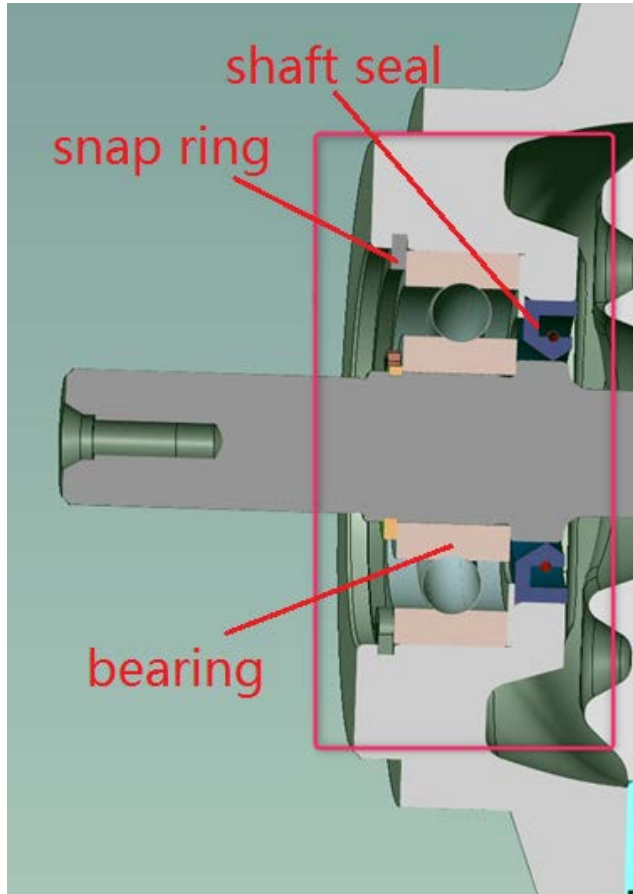


Manual of 1200TPVT replace shaft seal

Shaft seal position of 1200TPVT





Shaft seal code: TCV 24-40-7





1. Loosen the two fastening screws (use a 6mm Allen key), remove the boost pump, please note: The cover has markings ("L" and "R") which serve as a reference which respect to the boost pressure relief valve during assembly.

We recommend you to take pictures when disassemble the pump.



2. Remove the four screws to remove the housing (use a 6mm Allen key),
then remove house, distributor, rotary kit, valve plate....



3. Remove the snap ring and remove the shaft, then replace shaft seal.

