

LIVING



grado®

grado

Like a minimalist sophistication, like grado Design. grado is an exploration of bridging people's emotions and space, then bridging people's feelings and space. We adore the elegance from restraint. We adore the dynamic from creativity.

Designer furniture almost function the same with any artworks in your place. Whilst grado believes furnishings not only decorate the space, but make a statement of lifestyle. We would rather be decisive in matters of quality since details are never detail.


Originally from Hangzhou, capital city of China's Song dynasty, grado inherited the historical aesthetics and philosophy of "Song" – achieving a balance between minimalism and sophistication. We seek to deliver the aesthetics that is very "Song" and a lifestyle that is very "grado" through our designer furniture showing humanistic care.





INTERIOR MONOLOGUE

grado is a lifestyle brand that reckons carefully about people's emotions and opinions at this unconventional time. Our design is a good measure of minimalism that allows one to concentrate on the inner self, without being distracted by appearances and irrelevances. Our aromatherapy encourages one's self-discovery and self-reflection, without being disturbed by people's judgement and prejudice. grado design offers comfort and support through our products, through your life's adventures.



KNOW YOUR HOME KNOW YOURSELF

Like a minimalist sophistication, like grado design.
Being naive and curious is what we want for the optimal lifestyle.
Slow fashion is what we want for the optimal furniture at an uncertain
and fast-pacing time.

We once sailed on a mighty ship, in search of a brighter day,
With memories and values that we shared along the way,
But now we're all in our own boats, each charting our own course,
With no shared direction, no common cause.



We row toward different destinations, with screens to guide our way,
Lost in a sea of information, with no compass to obey,
Our memories and values scattered, like debris on the tide,
And so we journey on, each on our own ride.

We long for intimacy, a connection that's personal and real,
To bridge the gap that separates us, and help us to feel.

So let us keep rowing, with our eyes set on the shore,
And let us strive for a future, where empathy and inclusiveness
are at the core.



YOUR LIFE-STYLER, YOUR STORY-TELLER

Home! Sweet home! For centuries we deem home as a paradise-like shelter from cold, hunger, and indifference. Today grado wants to transform home to a statement-maker, an illustration of "me". grado is your palette, loading colors of furniture pieces for you to express and create.



GET LOVELY-DRUNK

You can be lovely-drunk by being tipsy.
You can be poetic and sensitive when being tipsy.
A little alcohol slows down your mind to sense more details.
Don't get drunk.
Get tipsy.
You are enlightened when being tipsy.
Don't indulge.
Go chill.
You are jumping out of the box when sinking into grado sofa.





FOLLOW YOUR BIOPHILIC NATURE

Why not bring the force of nature home by arranging greenery decoration? grado invites greenery elves to cast a spell on your space, adding inspiration from all over the world. Plants are cultivated by sunshine and water. While our furniture are cultivated by use and stories. Time will bless them with love and care.



BOOK SMART WINS

Social media will never replace café. E-books will never replace hardcopy books. When reading, we are not only skimming the content, but touching the paper, smelling the ink, and appreciating the tranquility. If you love a good book tons, then you might love a beautiful and versatile piece of furniture 3000.



DINING TABLE CAN BE A STORY BOOK

We may have different origin stories, our mindset may vary from each other, and our tongue might be seasoned by different flavors.

But there could be a day, when we gather around a grando dining table, sharing food and our stories. Once your brain is haunted by this scent, it takes you back to a past event.





SCENT OPENS THE DOOR OF ANY MEMORIES

This scent keeps you alive and fills your soul. This scent consumes your mind and takes control. Pick a grado scented candle and place it in a very "grado", stylish holder. Cease the time. Take your time. Life is not about where you are, but to trace the tides and waves of inner self, to explore the emotions of people and space. Know your home, know yourself. Your home tells your story.

grado has been cooperating with independent designers and designer teams all over the world, including Italy, Germany, Spain, and Canada. Our 30-membered international designer team spares no efforts to make their extraordinary ideas come true, meeting various spatial needs.

grado values every single one of our original designs. Our design works have been recognized by 30+ major design awards including German Reddot Awards, German Iconic Awards, and Italy A'Design Awards. grado supports furniture designers to transform their intangible inspiration into real pieces, and triggers enthusiasm for lifestyle on other people's mind through which.

DESIGNER



R&D CENTER



CREATIVE COLLABORATION

We believe in "Design" as a connection between "Us", men who love, and "Them", objects of unknown desires. grado has been cooperating with independent designers and designer teams globally and built our own R&D team. Only after multi-dimensional pondering and examination can we eventually create time-honored quality designs. Our international designer team spares no efforts to make their extraordinary ideas come true, meeting various spatial needs.

ARTISANSHIP

Furniture design is a marvelous ballroom where so many loving pairs are dancing – pencil and paper, metal and upholstery, artisan and machine, product and package. While grado is the host who invites them to come and makes sure that all of them fully realize their potentials and enjoy the romantic time. Artisanship makes quality. Artisanship makes long-termism. Our handpicked artisans are always ready to deliver their works to those who have enthusiasm towards life.





TIMELESS DESIGN

We define a “timeless design” as eternal beauty and built-to-last durability, as well as consideration on human and nature. Faced with the eternity of changes, grado sticks to the basics of aesthetics and practicality. We believe that long lasting company speaks louder than any sweet promise. We make expressive design to show our attitudes. We produce each piece with the assumption that it will get plenty of use. grado products are cultivated by use and stories. Time will bless them with love and care.

LONG-TERMISM

Furniture deserves to be one’s life-long companion since furniture industry is such a slow fashion. Whether an idea or a sketch, whether a piece of fabric or foam, whether an office chair or a sofa group: grado insists on the cradle-to-cradle principle through applying sustainable materials and keeps on polishing all the details for time-tested durability. We define grado’s long-termism as sustainability as well as quality.



Contents

SOFAS

Butter Series	P.24-39
Pan Flute Sofa	P.40-46
Swell Sofa	P.47-51
9-Layer Sofa	P.52-75
Cheese Sofa	P.76-79
Mousse Modular Sofa	P.80-85
Tofu Sofa	P.86-89
Wet Book Sofa	P.90-93
Lava Cake Sofa	P.94-97
Ondo Sofa	P.98-103
Long Sofa	P.104-107
Halle Sofa	P.108-111
Fold Sofa	P.112-115
Pent Sofa	P.116-123
Nomi Sofa	P.124-127
Smiley Face Sofa	P.128-131
Island Sofa	P.132-135
Pancake Sofa	P.136-143
Dumpling Sofa	P.144-149
Puff Sofa	P.150-157
Panini Sofa	P.158-163
Sutang Sofa	P.164-167
Fossa Sofa	P.168-173
Fantasia Sofa	P.174-177
Wonton Daybed	P.178-183
Doufu Sofa	P.184-187
Float Sofa	P.188-191
Tiramisu Modular Sofa	P.192-197
Burrito Modular Sofa	P.198-203
Cocoa Sofa Series	P.204-207
Skirt Sofa	P.208-211
Zong Sofa	P.212-219
Zong sofa soft	P.220-223
Little Devil Sofa	P.224-227

CHAIR

Omelette Lounge Chair	P.230-235
Kalimba Lounge Chair	P.236-241
Ding Lounge Chair	P.242-247
Waffle Lounge Chair	P.248-253
Mate Chair Series	P.254-259
Tulip Lounge Chair	P.260-263
Mermaid Lounge Chair	P.264-267
Tangyuan Lounge Chair	P.268-271
Leaf Series	P.272-275
Archi Lounge Chair	P.276-279

POUF

Fagao Pouf Series	P.282-285
Crescent Pouf	P.286-291
Jelly Pouf Series	P.292-295

TABLE

Rota Table	P.298-301
Sugar Cubes Table Series	P.199-309
Dorayaki Table Series	P.310-315
Toffee Table Series	P.316-319
Coco Coffee Table	P.320-325
CC Coffee Table	P.326-329
Almond Side Table	P.330-333

BED

Fortune Bed	P.336-339
Pan Flute Bed	P.340-343
Soda Bed	P.344-347
Letter Bed	P.348-349
Cube Bed	P.350-353
Embrace Bed	P.354-357
Wave Bed	P.358-360
Massif Bed	P.361-363
Croissant Bed	P.364-367
Pillow Bed	P.368-370
Toast Bed	P.371-373
Skirt Bed	P.374-377

CABINET

Torii Series	P.380-383
Financier Storage Series	P.385-389



Butter Sofa Series

design by grado R&D

grado has been excavating inspiration from everyday life details. This time, grado decided to make a sofa like butter – a one-fits-for-most condiment. We expected the very versatile Butter Sofa Series to improve the flavor of any space.

Butter Sofa was designed to be shaped like butter – to be cut into clean contour with straight lines. Besides, Butter Sofa is upholstered with soft and smooth covers and high resilience foam to provide comfort both to the touch and to the seat.

The Butter Sofa Series is now a big family composed of Butter Sofa, Butter Sofa Soft, and Butter Sofa Modular System, providing more options for seating comfort and more combinations. Therefore, Butter Sofa Series has grown into a space panacea to living space, work space, and hospitality.





The low back makes Butter Sofa less heavyweight visually. Even in compact places, Butter Sofa suits well.

Butter Sofa Steam-101



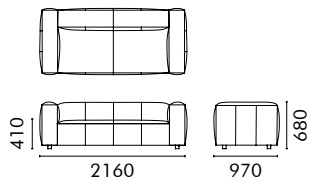


Butter Sofa Steam-272

The wider armrests and backrest of Butter Sofa provides more comfort and holds your odds and ends.







NAME

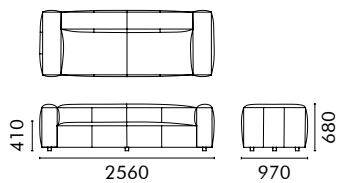
Butter Sofa/3 seats

TYPE

BUT-SF-3S

DIMENSIONS

W2160 D970 H680



NAME

Butter Sofa/4 seats

TYPE

BUT-SF-4S

DIMENSIONS

W2560 D970 H680

MATERIAL

P2 Plywood+Pine Frame+High Resilience
Foam+Polyester Fiber Filler+Elastic Webbing+Zig-
Zag Sinuous Springs+Metal Legs+Upholstery

UPHOLSTERY OPTIONS

Steam-101-Liquid Proof

Steam-272-Liquid Proof

Steam-105

Steam-454

Butter Sofa Soft / Modular

design by grado R&D

We have been exploring on brand-new possibilities: the sofa for living room with fireplaces and for negotiation area in work space; the pouf of different sizes also serving as footstools or side tables; and the modular set, used separately or together, meeting various needs. You can always get what you want from grado no matter where you live – apartment, studio, house, or villa.



Butter Sofa - Soft - 5Seater Vienna-103





Butter Sofa - Soft A1986-2A



Butter Sofa - Soft - Single Seat YG-1608



Down-filled seat is one of the most significant upgrades in this new Butter Family Collection. It offers a superiorly soft seating comfort, always inviting people to have a recumbent enjoyment.



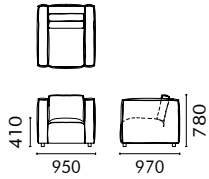
Butter Sofa - Soft - 5Seater Birkin-6010



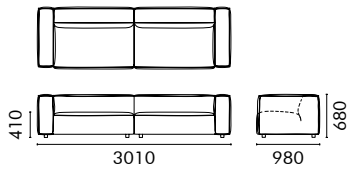


Butter Sofa Soft Modular A1986-2A

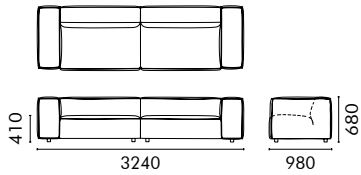




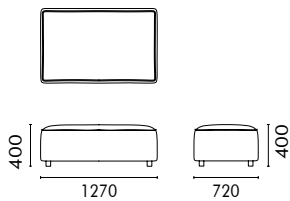
NAME
Butter Sofa - Soft / Single Seat
TYPE
BUT-SF-SOFT-1S
DIMENSIONS
W950 D970 H780



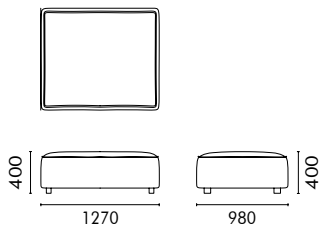
NAME
Butter Sofa - Soft /5 seats
TYPE
BUT-SF-SOFT-5S
DIMENSIONS
W3010 D980 H680



NAME
Butter Sofa - Soft /Wide Arm 5 seats
TYPE
BUT-SF-SOFT-WIDE-5S
DIMENSIONS
W3240 D980 H680

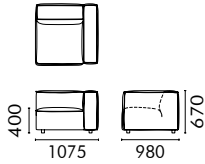


NAME
Butter Sofa - Soft /Pouf 720
TYPE
BUT-SF-SOFT-PF-720
DIMENSIONS
W1270 D720 H440



NAME
Butter Sofa - Soft /Pouf 980
TYPE
BUT-SF-SOFT-PF-980
DIMENSIONS
W1270 D980 H440

MATERIAL
P2 Plywood+Pine Frame+High Resilience
Foam+Polyester Fiber Filler+Elastic Webbing+Zig-
Zag Sinuous Springs+Metal Legs+Upholstery



NAME

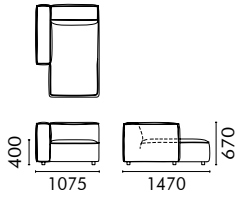
Butter Sofa - Soft / Left/Right Arm

TYPE

BUT-SF-SOFT-L/RA

DIMENSIONS

W1075 D980 H670



NAME

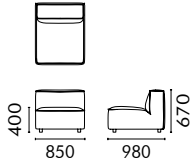
Butter Sofa - Soft /Left/Right Chaise

TYPE

BUT-SF-SOFT-L/RC

DIMENSIONS

W1075 D1470 H670



NAME

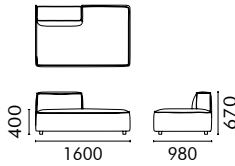
Butter Sofa - Soft /Middle Seat

TYPE

BUT-SF-SOFT-MD

DIMENSIONS

W850 D980 H670



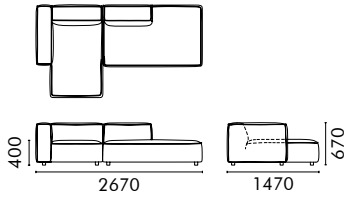
NAME

TYPE

BUT-SF-SOFT-F/G

DIMENSIONS

W1600 D980 H670



NAME

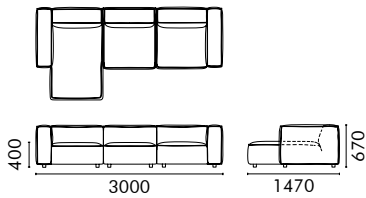
Butter Sofa - Soft Set 01 /Left Chaise

TYPE

BUT-SF-SOFT-S01-L

DIMENSIONS

W2670 D1470 H670



NAME

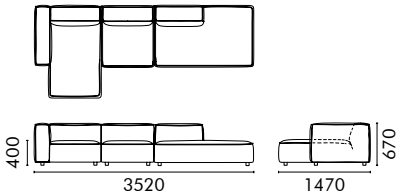
Butter Sofa - Soft Set 02 /Left Chaise

TYPE

BUT-SF-SOFT-S02-L

DIMENSIONS

W3000 D1470 H670



NAME

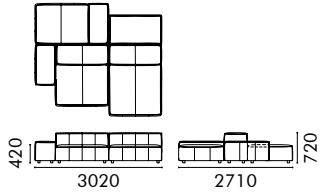
Butter Sofa - Soft Set 03 /Left Chaise

TYPE

BUT-SF-SOFT-S03-L

DIMENSIONS

W3520 D1470 H670



NAME

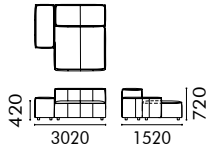
Butter Sofa - Soft /Modular 01

TYPE

BUT-SF-SOFT-MODULAR-SM01

DIMENSIONS

W3020 D2710 H720



NAME

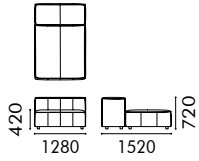
Butter Sofa - Soft /Modular SM1 Left Arm

TYPE

BUT-SF-SOFT-MODULAR-SM1-LA

DIMENSIONS

W3020 D1520 H720



NAME

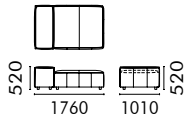
Butter Sofa - Soft /Modular SM2

TYPE

BUT-SF-SOFT-MODULAR-SM2

DIMENSIONS

W1280 D1520 H720



NAME

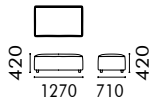
Butter Sofa - Soft /Modular SM3

TYPE

BUT-SF-SOFT-MODULAR-SM3

DIMENSIONS

W1760 D1010 H520



NAME

Butter Sofa - Soft /Modular SM4

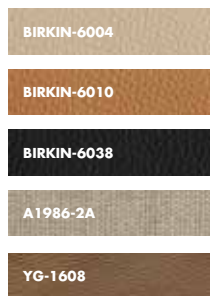
TYPE

BUT-SF-SOFT-MODULAR-SM4

DIMENSIONS

W1270 D710 H420

UPHOLSTERY OPTIONS





Pan Flute Modular Sofa was inspired by pan flute played by Peter Pan. The pipes are transformed into several down-lined cushions, giving the sofa a unique form, enveloping seating, and ergonomic support.

Pan Flute Modular Sofa
design by Mia Yu





Pan Flute Moular Sofa/3-Seate (A2267-2A)

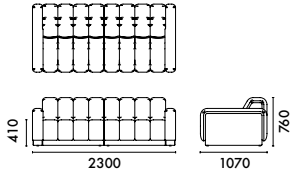


Pan Flute Modular Sofa/4- Seater A2267-3A

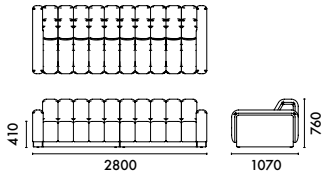
Pan Flute Modular Sofa is an ode to craftsmanship, as every down-lined cushion is filled and shaped by experienced artisans. Pan Flute has a slack shape, suiting bright and spacious space well.



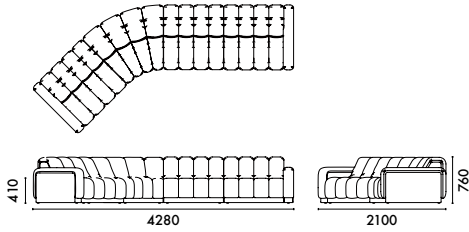




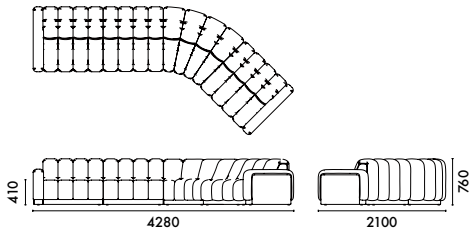
NAME
Salami Sofa /3-Seater
TYPE
SAL-SF-3S
DIMENSIONS
W2300 D1070 H760



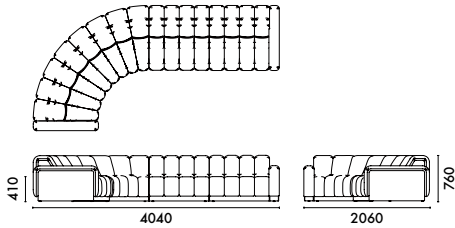
NAME
Salami Sofa /4-Seater
TYPE
SAL-SF-4S
DIMENSIONS
W2800 D1070 H760



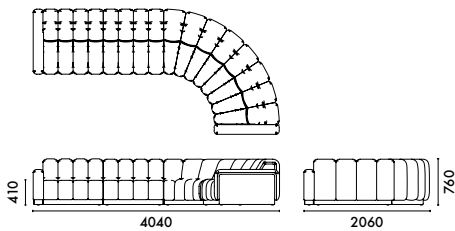
NAME
Salami Sofa /G01
TYPE
SAL-SF-G01
DIMENSIONS
W4280 D2100 H760



NAME
Salami Sofa /G02
TYPE
SAL-SF-G02
DIMENSIONS
W4280 D2100 H760



NAME
Salami Sofa /G03
TYPE
SAL-SF-G03
DIMENSIONS
W4040 D2060 H760

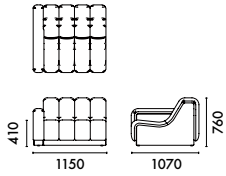


NAME
Salami Sofa /G04
TYPE
SAL-SF-G04
DIMENSIONS
W4040 D2060 H760

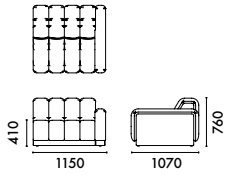
MATERIAL
Pine Frame+P2 Plywood+ZigZag Sinuous Springs+High Resilience Foam+Metal Sectional Couch Connectors+Plastic Legs+Upholstery

UPHOLSTERY OPTIONS

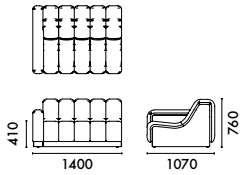




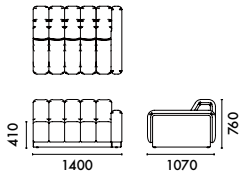
NAME
Salami Sofa /A
TYPE
SAL-SF-A
DIMENSIONS
W1150 D1070 H760



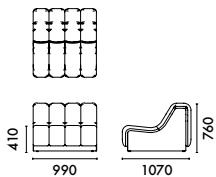
NAME
Salami Sofa /B
TYPE
SAL-SF-B
DIMENSIONS
W1150 D1070 H760



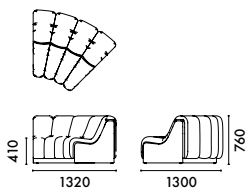
NAME
Salami Sofa /C
TYPE
SAL-SF-C
DIMENSIONS
W1400 D1070 H760



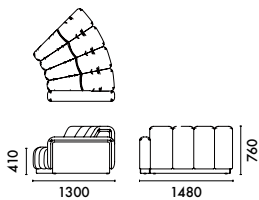
NAME
Salami Sofa /D
TYPE
SAL-SF-D
DIMENSIONS
W1400 D1070 H760



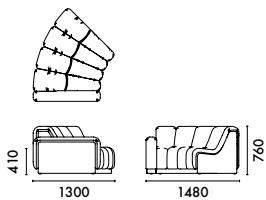
NAME
Salami Sofa /E
TYPE
SAL-SF-E
DIMENSIONS
W990 D1070 H760



NAME
Salami Sofa /F
TYPE
SAL-SF-F
DIMENSIONS
W1320 D1300 H760



NAME
Salami Sofa /G
TYPE
SAL-SF-G
DIMENSIONS
W1300 D1480 H760



NAME
Salami Sofa /H
TYPE
SAL-SF-H
DIMENSIONS
W1300 D1480 H760



Swell Sofa

design by HiThanksBye

Inspired by the contour of Yuanbao (an ancient Chinese ingot currency made of gold or silver), Swell Sofa has a soft enveloping form. Together with high resilience foam, Swell Sofa offers you relaxing, hug-like wrapping.

As the young generation are involuntarily involved in rat race, Swell Sofa provides a tangible spiritual shelter for them to rethink the definition of success and establishment, to find the inner peace.



“Curved back offers hug-like wrapping.”

Swell Sofa hugs user with curving inward backrest and armrest upholstered with high resilience foam and soft fabric. Such wrapping comfort not only supports the body but also helps ease stress.




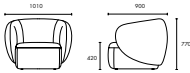
“Curved back sofa is children-friendly.”

Swell Sofa has full upholstery and curved contour but no sharp point or edge, safer for children, especially toddlers. Its soft and warm appearance also help grow loving and tender family ambient.



UPHOLSTERY OPTIONS





NAME

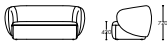
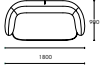
Swell Sofa / Single Seat

TYPE

SWE-SF-1S

DIMENSIONS

W1010 D900 H770 SH420mm



NAME

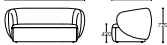
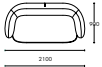
Swell Sofa / 2 Seats

TYPE

SWE-SF-2S

DIMENSIONS

W1800 D900 H770 SH420mm



NAME

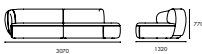
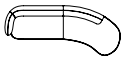
Swell Sofa / 3 Seats

TYPE

SWE-SF-3S

DIMENSIONS

W2100 D900 H770 SH420mm



NAME

Swell Sofa / G01 A

TYPE

SWE-SF-G01-A

DIMENSIONS

W3070*D1320*H770 SH420mm

NAME

Swell Sofa / G01 B

TYPE

SWE-SF-G01-B

DIMENSIONS

W3070*D1320*H770 SH420mm

MATERIAL

Seat: solid pine frame+E1 plywood; high resilience foam+zig-zag spring+high resilience upholstery webbing+non-woven bottom fabric+upholstery fabric+plastic levelers



9-layer Sofa is a brand-new attempt on energizing the home space through offering more combinations. In ancient Chinese culture, "nine" implied the countless possibilities. The sofa's name is telling its multiple ways of use to elevate your living space.

grado has added new versions to the 9-layer Sofa Series, including extra-height single seating, extra-height 3 seating, extra-height modular system, and daybed. Our new arriving Dorayaki Coffee Table is a perfect fit for this series. grado has been working on providing all-match solutions considering various spatial needs.

9-Layer Series

design by Sisi Hong





9-Layer Sofa Thick Modular Wales - 102

9 - Layer Sofa Thick Modular

design by Sisi Hong

9-Layer Sofa is a modular sofa system that boasts high applicability to all types of space, as its backrest, stand and cushion can work either together, or independently.

grado believes beauty has the power to transcend time. Therefore, we trace the fountain of seating art all the way back to ancient China, and remodel the traditional piece to satisfy modern time daily needs.

9-Layer Series consists of 9-Layer Sofa, 9-Layer Sofa Soft, 9-Layer Sofa Thick, 9-Layer Sofa Thick Modular, and 9-Layer Daybed. This big family is designed to cater to different needs of different space and different users.







9 - Layer Sofa Thick Modular

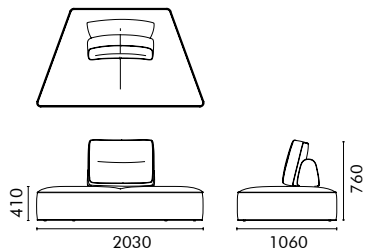
9-Layer Sofa Soft provides one more option for those who love softer seating. Considering the low rise cushions of 9-Layer Sofa may bring difficulties to families with aged members, 9-Layer Sofa Thick revised the cushions to seats with built-in frame and higher seat height. Besides, 9-Layer Sofa Thick Modular has developed trapezoid seat and parallelogram seat modular, amplifying artistic expression suiting great room. The lightweight and versatile 9-Layer Daybed would add unique aesthetic vibe to villa or great room.



9-Layer Sofa Thick Modular Wales - 102







NAME

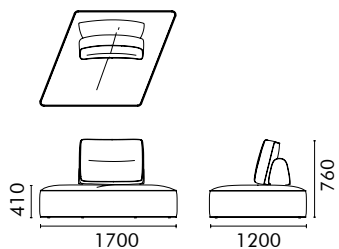
9-Layer Sofa Thick Modular / A

TYPE

9LAY-SF- Thick - Modular - A

DIMENSIONS

W2030 D1200 H760



NAME

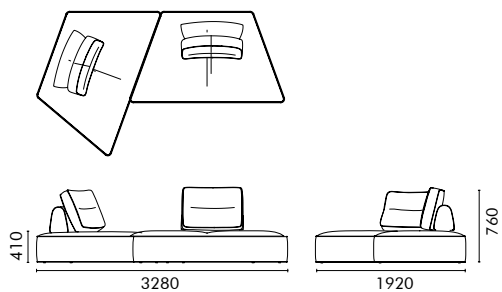
9-Layer Sofa Thick Modular / B

TYPE

9LAY-SF- Thick - Modular - B

DIMENSIONS

W1700 D1200 H760



NAME

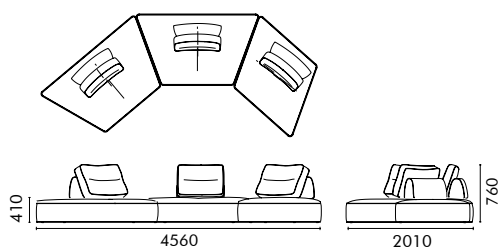
9-Layer Sofa Thick Modular / TM01

TYPE

9LAY-SF- Thick - Modular - TM01

DIMENSIONS

W1800 D1060 H760



NAME

9-Layer Sofa Thick Modular / TM02

TYPE

9LAY-SF- Thick - Modular - TM02

DIMENSIONS

W4560 D2010 H760

MATERIAL

Plywood+Pine Frame+High Resilience Foam+ Goose Down+Anti-Slip(Rubber Treated) Fabric+Elastic Webbing+Upholstery Batting+Iron Sofa Feet+Iron Sand Filling+Upholstery





9-Layer Sofa Vienna-103

9-Layer Sofa

The 9-Layer Sofa is designed based on the understanding of modernizing of ancient Chinese furniture.

9-Layer Sofa is inspired by “ta (Chinese)”, one of the oldest pieces of China. It has no handrails or headboard, presenting as a low rise platform. Until Tang Dynasty, when Han nationality had more communications with the northern minorities, tables, chairs and other high rise furniture appeared. What 9-Layer Sofa inherited is the even older Chinese furniture design when people originally sat on the ground. Therefore, 9-Layer Sofa is designed a low rise sofa without legs.





9-Layer Sofa LODP-Vienna-151



Apart from understanding and inheriting history and tradition, the designer never forgot that function has to be vital to furniture. Therefore, the 9-Layer Sofa has gone through remodeling to be a modernized sofa.

Ancient Chinese bedding and seating take firmness as priority so they were basically made from wood or bamboo. To make it comfortable enough for modern life, the designer made the seat cushion a whole foam structure without frame, providing soft seating and added safety for toddlers as well.

In order to conserve the versatility of ta, 9-Layer Sofa adopts the trendy modular design, allowing its users to move backrest, stand, and cushion anywhere. It is hoped that the freedom of re-design guarantees a customized experience and a wider range of functions for modern life.

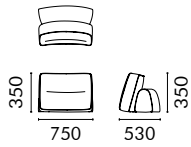


9-Layer Sofa LODP-Vienna-151



Before the high rise seating gained popularity, ancient Chinese indoor activity pivots around the ta, where people could eat, talk, read, and sleep. What's more, ta were sometimes arranged outdoors. Its versatility influences our 9-Layer Sofa designer to make a piece that suits a myriad of daily routines and spaces.





NAME

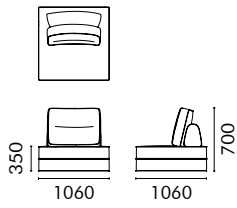
9-Layer Sofa / Backrests & Stand

TYPE

9LAY-SF-1S-01

DIMENSIONS

W750 D530 H350



NAME

9-Layer Sofa

TYPE

9LAY-SF-1S

DIMENSIONS

W1060 D1060 H670

MATERIAL

Plywood+Pine Frame+High Resilience Foam+Goose Down+Elastic Webbing+Iron Sand Filling+Upholstery

UPHOLSTERY OPTIONS

A1986-2A

LODP-Vienna-151

LODP-Vienna-170

PL-07



9-Layer Sofa Soft





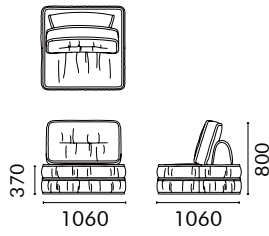


One year after grado released our 9-Layer Sofa, we are now introducing our upgraded softer version. The designer resorted to softer foam filling, large piping and wrinkle detailing for the new 9-Layer Sofa Soft. This is of course a better choice for those who are into softer seating comfort and more detailing, more decoration. Compared with the original version's minimal style, 9-Layer Sofa Soft is more of being French chic and creamy soft.

9-Layer Sofa Soft Vienna-103







NAME

9-Layer Sofa Soft

TYPE

9LAY-SF-SOFT-1S

DIMENSIONS

W1060 D1060 H800

MATERIAL

Plywood+Pine Frame+High Resilience Foam+Goose Down+Elastic Webbing+Iron Sand Filling+Upholstery

COLOR OPTIONS

LODP-Vienna-103

9-Layer Daybed

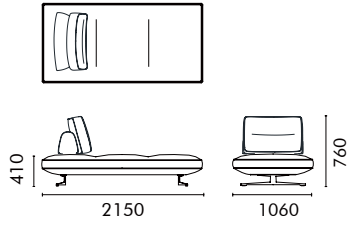
The movable backrest and stand let 9-Layer Daybed allow any seating or lying postures.

Besides, its metal legs make it a more lightweight piece, suiting airy interior style and larger space like villa or great room.



9Layer Daybed LODP-Vienna-151





NAME

9-Layer Daybed

TYPE

9LAY-SF-DB-2150

DIMENSIONS

W2150 D1060 H760

MATERIAL

Plywood+Pine Frame+High Resilience Foam+Goose Down+Upholstery Batting+Elastic Webbing+Iron Sofa Feet+Iron Sand Filling+Upholstery

UPHOLSTERY OPTIONS

LODP-Vienna-151



Cheese Sofa

design by grado R&D

Like a piece of cheese adding flavor to the cuisine, Cheese Sofa adds a creamy flavor to the space. It has a low profile and strong adaptability that can be styled to match living space, workspace, hospitality, and any other spaces.

An abundance of down filling guarantees a smoothly rounded silhouette and an inviting seating comfort. Cheese Sofa is characterized by its elegant look and soft comfort.

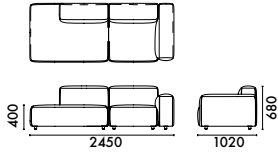
Multiple options of fabric are offered to meet various living space needs.



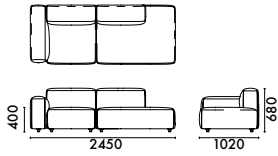
Cheese Sofa Talent-04



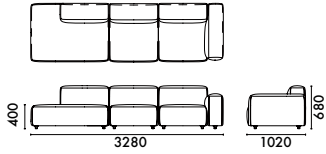




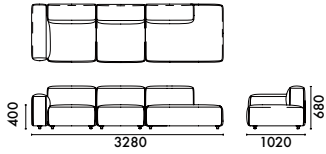
NAME
Cheese Sofa /G01A
TYPE
CHE-SF-G01-A
DIMENSIONS
W2450 D1020 H680



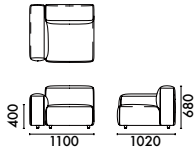
NAME
Cheese Sofa /G01B
TYPE
CHE-SF-G01-B
DIMENSIONS
W2450 D1020 H680



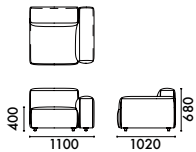
NAME
Cheese Sofa /G02A
TYPE
CHE-SF-G02-A
DIMENSIONS
W3280 D1020 H680



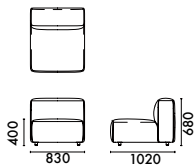
NAME
Cheese Sofa /G02B
TYPE
CHE-SF-G02-B
DIMENSIONS
W3280 D1020 H680



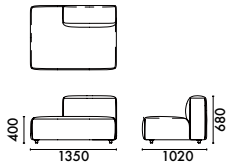
NAME
Cheese Sofa/A
TYPE
CHE-SF-A
DIMENSIONS
W1100 D1020 H680



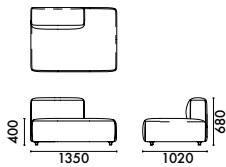
NAME
Cheese Sofa/B
TYPE
CHE-SF-B
DIMENSIONS
W1100 D1020 H680



NAME
Cheese Sofa/C
TYPE
CHE-SF-C
DIMENSIONS
W830 D1020 H680



NAME
Cheese Sofa/D
TYPE
CHE-SF-D
DIMENSIONS
W1350 D1020 H680



NAME
Cheese Sofa/E
TYPE
CHE-SF-E
DIMENSIONS
W1350 D1020 H680

MATERIAL
Solid Wood Frame+P2 Plywood+ZigZag Sin-
uous Springs+High Resilience Foam+Polyester
Fiber Filler+Metal Legs+Upholstery




Mousse Modular Sofa

design by Sisi Hong

The pandemic has forced people to stay indoors. And the indoor days turned our focus to life style and quality. Home space has gained a new weight in our life.

During the lockdown, any fun change in home is welcomed. Flexibility and fun has become the mutual pursuit for home design. Mousse Modular Sofa brings possibility of change and fun to living space. The regular cubic design is easy to furbish and also easy to change. The moveable backrests are ready to support you and bring fun to your home.

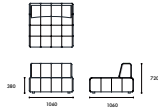








Mousse Moular Sofa



NAME

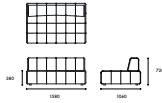
Mousse Moular Sofa A

TYPE

MOU-SF-A

DIMENSIONS

W1060*D1060*H720mm



NAME

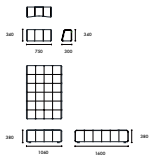
Mousse Moular Sofa B

TYPE

MOU-SF-B

DIMENSIONS

W1680*D1060*H720mm



NAME

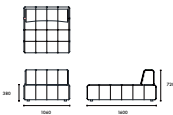
Mousse Moular Sofa C

TYPE

MOU-SF-C

DIMENSIONS

W1060*D1600*H380mm



NAME

Mousse Moular Sofa D

TYPE

MOU-SF-D

DIMENSIONS

W1060*D1600*H720mm

MATERIAL

P2 Plywood + Pine Frame + Zigzag Sinuous
Spring + Elastic Webbing + High Resilience Foam
+ Upholstery Batting + Fabric + 30mm Plastic
Protector + Iron Sandbag



Tofu Sofa

design by Sisi Hong

Tofu Sofa challenges the stereotype soft look of a sofa through its modular armrests. The armrest section can be arranged freely on the seat to meet the user's different needs, adding versatile options to the furniture piece.

Tofu Sofa creatively offers a cutting look of edging, adding a minimal yet tensive visual interest.

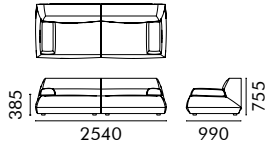
The extra-sized seat with memory foam filling provides superior seating comfort and support.

Tofu is a modular system matching any living space.



Tofu Sofa Vienna 151





NAME

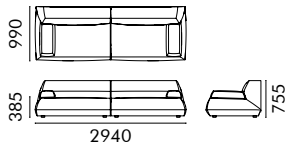
Tofu Sofa / 4-Seater

TYPE

TOF-SF-4S

DIMENSIONS

W2540 D990 H755 SH380



NAME

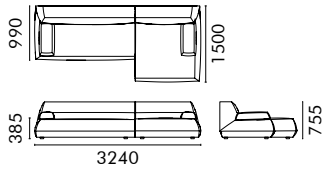
Tofu Sofa / 5-Seater

TYPE

TOF-SF-5S

DIMENSIONS

W2940 D990 H755 SH380



NAME

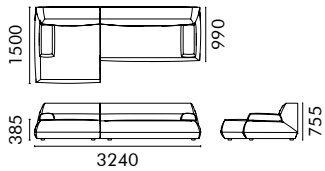
Tofu Sofa / G01A

TYPE

TOF-SF-G01-A

DIMENSIONS

W3240 D1500 H755 SH380



NAME

Tofu Sofa / G01B

TYPE

TOF-SF-G01-B

DIMENSIONS

W3240 D1500 H755 SH380

MATERIAL

Solid Timber Frame+P2 Plywood+Zigzag Sinuous Springs+High Resilience Foam+Goose Down Filling+Upholstery Batting+3cmPlastic Leveler Upholstery

UPHOLSTERY OPTIONS

Vienna-103

Vienna-170

Wet Book Sofa

design by Cam Wang

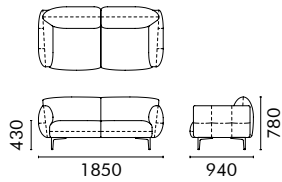


Wet Book Sofa features with its cozy upholstery, soft fillings, wide seats, and wrinkled cover, which surprisingly balance well with its slim legs. The wrinkled sofa resembles a wet book, a longed murky memories and emotions. Its down-filled backrest and armrest, along with high resilience and high density foam together guarantee a sink-into comfort.



Wet Sofa Silex-79





NAME

Wet Sofa 2 seats

TYPE

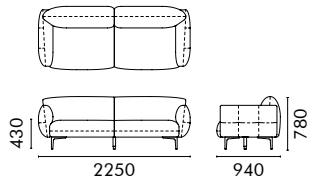
LAS-SF-2S

DIMENSIONS

W1850 D940 H780

MATERIAL

P2 Plywood+Pine Frame+ZigZag Sinuous Springs+Elastic Webbing+Goose Down+Polyester Fiber Filler+High Resilience Foam+Metal Legs (Matte bronze black)+Upholstery



NAME

Lasagna Sofa 3 seats

TYPE

LAS-SF-3S

DIMENSIONS

W2250 D940 H780

MATERIAL

P2 Plywood+Pine Frame+ZigZag Sinuous Springs+Elastic Webbing+Goose Down+Polyester Fiber Filler+High Resilience Foam+Metal Legs (Matte bronze black)+Upholstery

UPHOLSTERY OPTIONS



BASE COLOR OPTIONS





Lava Cake Sofa

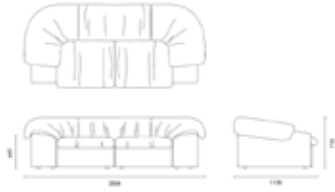
design by Sisi Hong

Lava Cake Sofa enjoys a molten-lava softness owing to its latex and goose down fillings. We make Lava Cake Sofa a pet-friendly piece by offering scratch resistant fabrics with liquid-proof, oil-proof, dust proof coating.







**NAME**

Lava cake Sofa 3 Seats/4 Seats

TYPE

LAVA-SF-3S

DIMENSIONS

W2500*D1150*H710mm

NAME

Lava cake Sofa 4 Seats

TYPE

LAVA-SF-4S

DIMENSIONS

W2900*D1150*H710mm

MATERIAL

P2 Plywood+High-Density Foam+High Resilience Foam+Plastic Leveler (3CM)+Latex+Goose Down Filling+PP Cotton/Polyester Fiber Filler+(Polyester, Cotton, Maleskine Fabric / Brushed Fabric+Zigzag Sinuous Springs +Elastic Webbing+Upholstery Batting+Sofa Connector Clips (Alligator Type)+Upholstery

UPHOLSTERY OPTIONS

Vienna - 103

Ondo Modular Sofa

design by Javier Moreno



Ondo Sofa YG-1608

Ondo Sofa, with its modular design, adds a whimsical visual interest to your living space. Its unique appearance revolutionized the traditional stereotype of sofa design. The designer tried to introduce this last-long company with breezy personality to your families, adding a cheerful sense to your living space and quality time.

The modular-designed Ondo Sofa, including various sectionals and ottoman, can be used either separately, or together like peas in the pod, to meet multiple spatial needs and individual expectations for seating comfort.

To help designer make this very idea come true, we specially select 1/2 column foam to shape Ondo Sofa's unique pea-like form.



Ondo Sofa RC-14-06



To help designer make his idea come true, grado specially selected the 1/2 column foam to guarantee an unique and durable form of Ondo Sofa. Wrinkling is part of the Ondo Sofa design and upholstery due to its unique shape. With proper stitching technique and artisan-made wrinkles, the Ondo modules offer a chubby and cozy look.



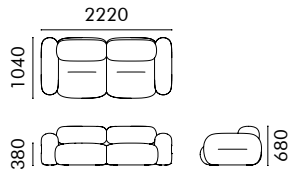
Ondo Sofa A2267-2A



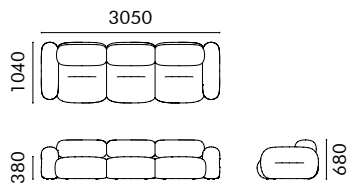
As a starting point, the brief was to create a completely modular system, suitable for both the Living and Contract market. Based on soft shapes and simple geometry, we focused on 3 basic features: Easy to combine, very livable, and playful.

On the concept of compose different models freely, we avoided any straight lines and focused on organic and soft geometries. The way it is assembled is also very clean and simple, easy to be done by the final user.

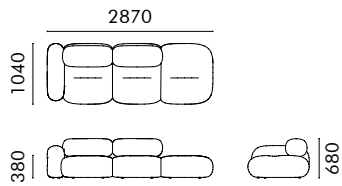
Available across various options for fabric and leather finishes.



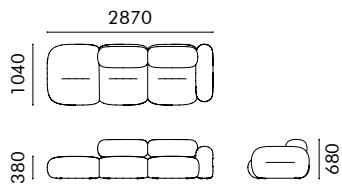
NAME
Ondo Sofa/3 seats
TYPE
OND-SF-3S
DIMENSIONS
W2220 D1040 H680



NAME
Ondo Sofa/4 seats
TYPE
OND-SF-4S
DIMENSIONS
W3050 D1040 H680

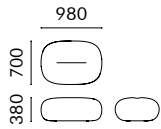


NAME
Ondo Sofa 3 seats/ LC
TYPE
OND-SF-G01-LC
DIMENSIONS
W2870 D1040 H680



NAME
Ondo Sofa 3 seats/ RC
TYPE
OND-SF-G01-RC
DIMENSIONS
W2870 D1040 H680

MATERIAL
P2 Plywood+Pine Frame+High Resilience
Foam+Elastic Webbing+Adjustable Furniture Level-
ers (Plastic)+Metal Sectional Couch Connectors+Up-
holstery



NAME

Ondo Sofa 3 seats/ PF

TYPE

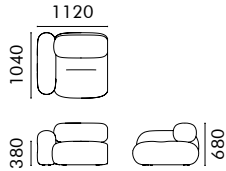
OND-SF-PF

DIMENSIONS

W980 D700 H380

MATERIAL

P2 Plywood+Pine Frame+High Resilience Foam+Elastic Webbing+Adjustable Furniture Levelers (Plastic)+Upholstery



NAME

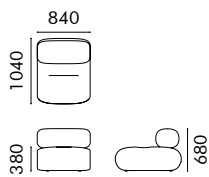
Ondo Sofa 3 seats L/R

TYPE

OND-SF-L/R

DIMENSIONS

W1120 D1040 H680



NAME

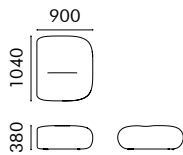
Ondo Sofa 3 seats /C

TYPE

OND-SF-C

DIMENSIONS

W840 D1040 H680



NAME

Ondo Sofa 3 seats F/G

TYPE

OND-SF-F/G

DIMENSIONS

W900 D1040 H380

MATERIAL

P2 Plywood+Pine Frame+High Resilience Foam+Elastic Webbing+Adjustable Furniture Levelers (Plastic)+Metal Sectional Couch Connectors+Upholstery

UPHOLSTERY OPTIONS

YG-1608

RC14-06

A2267-2A

Flora Sofa

design by Jianlong Zeng



Flora Series is the first cooperation of grado and Jianlong ZENG, a Chinese interior designer influential in Asia-Pacific. He grabbed his inspiration for Flora series from Paris, a city of romance and flower. The beautiful and robust flowers powered his design.

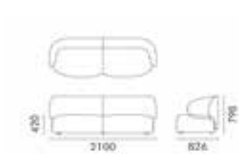
Flora Sofa's massive base is composed of two sections to offer a balanced look.

Flora Series includes Flora Sofa and Flora Lounge Chair.









NAME

Flora Sofa/3 seats

TYPE

LON-SF-3S

DIMENSIONS

W2100 D826 H798 SH420

MATERIAL

Pine Frame+E1 Plywood+Zigzag Sinuous Springs+Elastic Webbing+High Resilience Foam+High-Density Foam+PP Needle Punched Non-woven Fabric+Non-Woven Fabric+Plastic Leveler+Upholstery

UPHOLSTERY OPTIONS

Decent-29



Halle Sofa Silex-79



Halle Sofa

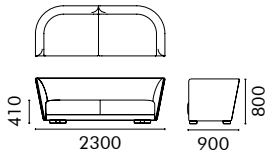
design by grado R&D



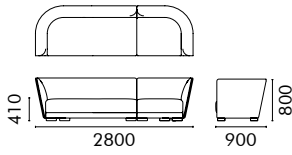
The upward spreading look of Halle Sofa's inclined backrest and armrest adds a momentum to the visual interest in living space. This special angle also guarantees superior support.

Halle Sofa includes 2 seats, 3 seats, chaise, and L-shaped corner section, which can be used separately or together freely for any space needs.

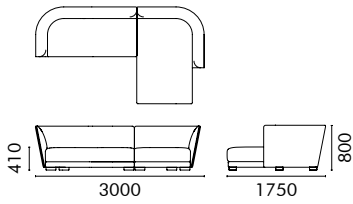




NAME
Halle Sofa / 2 Seats
TYPE
HAL-SF-2S
DIMENSIONS
W2300 D900 H800



NAME
Halle Sofa / 3 Seats
TYPE
HAL-SF-3S
DIMENSIONS
W2800 D900 H800



NAME
Halle Sofa / Chaise Lounge
TYPE
HAL-SF-RC
DIMENSIONS
W3000 D1750 H800

MATERIAL
P2 Plywood+Pine Frame+High Resilience Foam+Goose Down+Polyester Fiber Filler+Elastic Webbing+ZigZag Sinuous Springs+White Oak Sofa Feet (Water-based Paint)+Upholstery

UPHOLSTERY OPTIONS



BASE COLOR OPTIONS







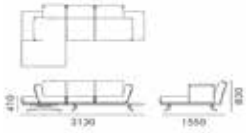
Fold Sofa

From a sofa, what do you expect? grado wants it to bring utmost support for the user. A minimalist design language is used to realize an agreeable and versatile piece. Fold Sofa features with spacious durable armrests foldable within 90 degree, allowing users to have any fully supported rest posture. Besides, the platform under the armrests can serve as storage.



Fold Sofa Silex-23





NAME

Fold Sofa / S01A

TYPE

FOL-SF-S01-A

DIMENSIONS

W3130 D1550 H830 SH410

NAME

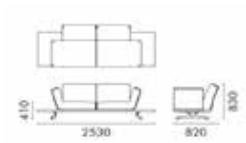
Fold Sofa / S01B

TYPE

FOL-SF-S01-B

DIMENSIONS

W3130 D1550 H830 SH410



NAME

Fold Sofa / 2 Seats

TYPE

FOL-SF-2S

DIMENSIONS

W2530 D820 H830 SH410

MATERIAL

Pine Frame+P2 Plywood+Zigzag Sinuous Springs+Elastic Webbing+High Resilience Foam+Upholstery Batting+Non-Woven Fabric+Upholstery

UPHOLSTERY OPTIONS

Silex-23



The modular Pent Sofa system was designed to meet your diversified space needs. The system includes 2 seats, 3 seats, chaise, and ottoman. We specially offer a pentagon seat, which can serve as corner seat or lounge chair. Pent Sofa modules provide more possibilities to your living space.

The sofa with down and feather filling brings about a sink-into comfort.

Pent Sofa Series

design by grado R&D






design by grado R&D



The modular Pent Sofa system was designed to meet your diversified space needs. The system includes 2 seats, 3 seats, chaise, and ottoman. We specially offer a pentagon seat, which can serve as corner seat or lounge chair. Pent Sofa modules provide more possibilities to your living space.







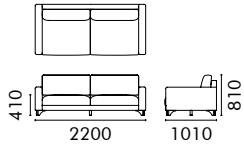
Pent Sofa Talent-26



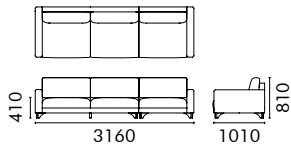
UPHOLSTERY OPTIONS

Talent-04

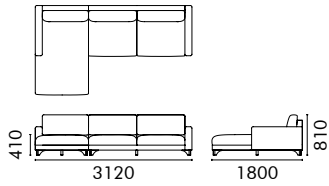
Talent-26



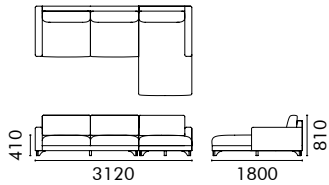
NAME
Pent Sofa/Double seats
TYPE
PEN-SF-2S
DIMENSIONS
W2200 D1010 H810



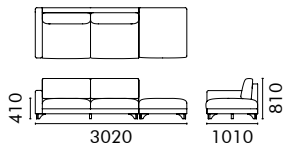
NAME
Pent Sofa/3 seats
TYPE
PEN-SF-3S
DIMENSIONS
W3160 D1010 H810



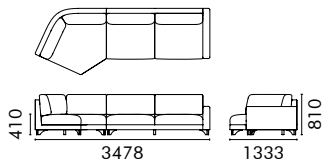
NAME
Pent Sofa/L shape set left
TYPE
PEN-SF-LC
DIMENSIONS
W3120 D1800 H810



NAME
Pent Sofa/L shape set right
TYPE
PEN-SF-RC
DIMENSIONS
W3120 D1800 H810



NAME
Pent Sofa/G01
TYPE
PEN-SF-G01
DIMENSIONS
W3020 D1010 H810



NAME
Pent Sofa/G02
TYPE
PEN-SF-G02
DIMENSIONS
W3478 D1333 H810

MATERIAL
P2 Plywood+Pine Frame+High Resilience Foam+Goose Down+Polyester Fiber Filler+Elastic Webbing+ZigZag Sinuous Springs+Iron Sofa Feet(Chrome Plated)+Upholstery

Nomi Sofa

design by Mia Yu



Nomi Sofa features with sleek edge and sink-into comfort through its rounded armrest and seat cushion. Though with a lightweight look, the design of Nomi Sofa still focuses on coziness. It's particularly suitable for sitting still, perfectly fitting a reception space.

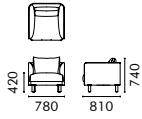




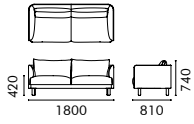
Nomi Sofa Vienna 151



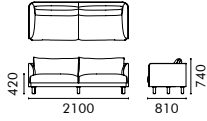
Nomi Sofa Vienn-151



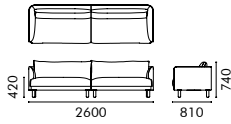
NAME
Nomi Sofa/Single seat
TYPE
NOM-SF-1S
DIMENSIONS
W780 D810 H740



NAME
Nomi Sofa/Double seats
TYPE
NOM-SF-2S
DIMENSIONS
W1800 D810 H740



NAME
Nomi Sofa/3 seats
TYPE
NOM-SF-3S
DIMENSIONS
W2100 D810 H740



NAME
Nomi Sofa/4 seats
TYPE
NOM-SF-4S
DIMENSIONS
W2600 D810 H740

MATERIAL
P2 Plywood+Pine Frame+High Resilience Foam+Goose Down+Polyester Fiber Filler+Elastic Webbing+Solid Oak Legs+Metal Sectional Couch Connectors+Upholstery

UPHOLSTERY OPTIONS

Vienna 151

Vienna 310



Smiley Face Sofa YG-73613



Smiley Face Sofa

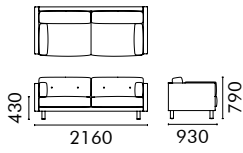
design by Sisi Hong



Smiley Face Sofa features with sleek edge with metal legs, embodying a chic and contemporary style. Apart from comfort, Smiley Face Sofa offers a bit of playfulness via the hand-crafted tufting on its backrest. Our designer hopes to deliver a concept of backbone in this special smiley-face decoration.

grado offers two tufting options: blind tufting and button tufting.





NAME

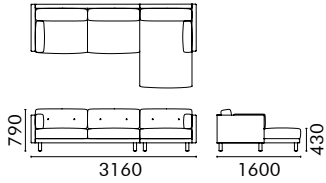
Smiley Face Sofa/3 seats

TYPE

SMI-SF-3S

DIMENSIONS

W2160 D930 H790



NAME

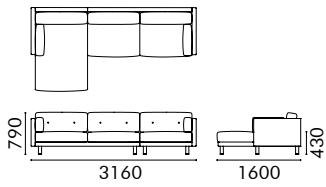
Smiley Face Sofa/Chaise Lounge Right

TYPE

SMI-SF-RC

DIMENSIONS

W3160 D1600 H790



NAME

Smiley Face Sofa/Chaise Lounge Left

TYPE

SMI-SF-LC

DIMENSIONS

W3160 D1600 H790

MATERIAL

P2 Plywood+Pine Frame+High Resilience Foam+Non-slip Fabric+Electroplating polishing Stainless Steel Legs+Upholstery

UPHOLSTERY OPTIONS

RC14-06

A2267-2A-Y1

Talent-04

YG-73613





Island Sofa

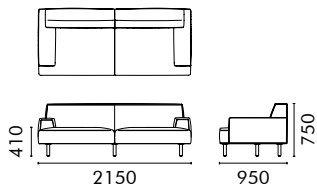
design by Mia Yu



Island Sofa's all-cubic mainbody design and its slim metal legs creates a sense of contrast on visual interest. Island Sofa is an oasis to explore in the desert of your busy life.

The cubic components and lower armrest design, as well as its rounded corners and edges, make a sophisticated statement for the Island Sofa. The down and feather backrests are styled to match any living space. Its lowerer armrest design and sink-into comfort guarantee Island Sofa a perfect fit for home.



**NAME**

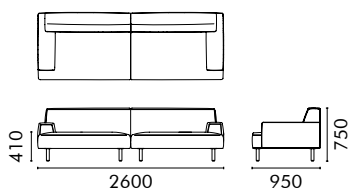
Island Sofa/Double seats

TYPE

ISL-SF-2S

DIMENSIONS

W2150 D950 H760

**NAME**

Island Sofa/4 seats

TYPE

ISL-SF-4S

DIMENSIONS

W2600 D950 H760

MATERIAL

Solid Wood Frame+P2 Plywood+ZigZag Sinuous Springs+High Resilience Foam+Goose Down+Polyester Fiber Filler++ZigZag Sinuous Springs+Elastic Webbing+Metal Legs (powder coating/epoxy polyester powder coating)+Upholstery

UPHOLSTERY OPTIONS

Vienna 151

Vienna 170

Vienna 310



Pancake Sofa is a contrasting-yet-matching mix of firm base and soft cushions, blending seamlessly with a contemporary style.

The armrests of different heights add more versatile options and long-lasting support to the sofa. An abundance of throw cushions even elevates the comfort. Metal legs are a perfect fit for a contemporary living space.

Pancake Sofa
design by grado R&D







Pancake Sofa Talent-01



Pancake Sofa/A Talent-04



Pancake Sofa features with sleek edge with metal legs, embodying a chic and contemporary style.





Pancake Sofa/G01 RC14-25

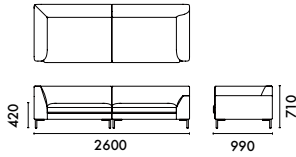
UPHOLSTERY OPTIONS

Talent-01

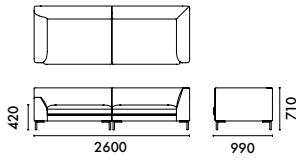
Talent-04

Talent-26

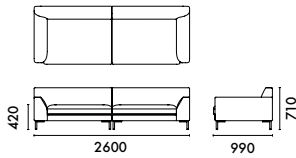
RC14-25



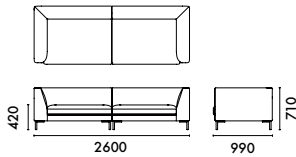
NAME
Pancake Sofa/G01
TYPE
PAN-SF-4S-G01
DIMENSIONS
W2600 D990 H710



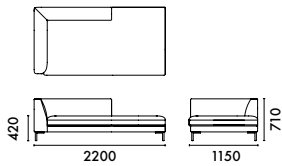
NAME
Pancake Sofa/G02
TYPE
PAN-SF-4S-G02
DIMENSIONS
W2600 D990 H710



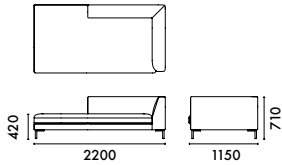
NAME
Pancake Sofa/G03
TYPE
PAN-SF-4S-G03
DIMENSIONS
W2600 D990 H710



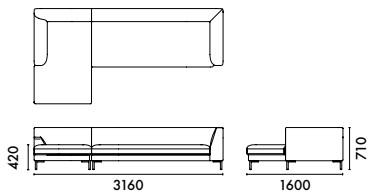
NAME
Pancake Sofa/G04
TYPE
PAN-SF-4S-G04
DIMENSIONS
W2600 D990 H710



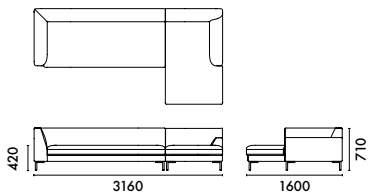
NAME
Pancake Sofa/A
TYPE
PAN-SF-DB-A
DIMENSIONS
W2200 D1150 H710



NAME
Pancake Sofa/B
TYPE
PAN-SF-DB-B
DIMENSIONS
W2200 D1150 H710



NAME
Pancake Sofa/G05 A
TYPE
PAN-SF-G05-A
DIMENSIONS
W3160 D990/D1600 H710



NAME
Pancake Sofa/G05 B
TYPE
PAN-SF-G05-B
DIMENSIONS
W3160 D990/D1600 H710

MATERIAL
Solid Wood Frame+P2 Plywood+High Resilience Foam+Goose Down+Polyester Fiber Filler+Stainless Steel Legs+Sofa Snap Sectional Couch Connector+Upholstery





Dumpling Sofa

design by grado R&D

Dumpling Sofa was inspired from grado's Lord Series. Its rounded-top backrests add a classic visual interest to the sofa. And its firm and durable shape is guaranteed by the zip fitting its backrests. Its slim metal legs infuse a lightweight look into the thickness of its main body.





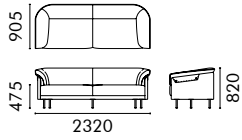
Dumpling Sofa Vienna-170



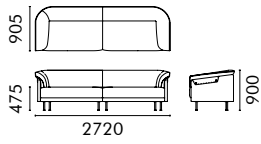
Dumpling Sofa Vienna-310



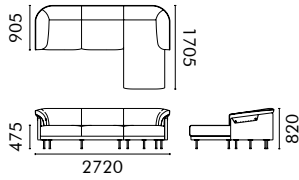
Dumpling Sofa YG-1607



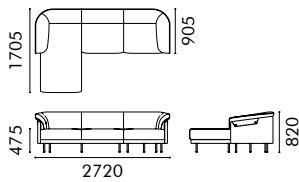
NAME
 Dumpling Sofa/3 seats
TYPE
 DUM-SF-3S
DIMENSIONS
 W2320 D905 H820



NAME
 Dumpling Sofa/4 seats
TYPE
 DUM-SF-4S
DIMENSIONS
 W2720 D905 H820



NAME
 Dumpling Sofa/Chaise Lounge Right
TYPE
 DUM-SF-RC
DIMENSIONS
 W2720 D1705 H820



NAME
 Dumpling Sofa/Chaise Lounge Left
TYPE
 DUM-SF-LC
DIMENSIONS
 W2720 D1705 H820

MATERIAL
 P2 Plywood+Pine Frame+High Resilience Foam+Goose Down+Polyester Fiber Filler+Non-slip Fabric+Steel Legs (epoxy polyester powder coating)+Upholstery

UPHOLSTERY OPTIONS

Vienna 170

Vienna 310

YG-1607



Puff Modular Sofa

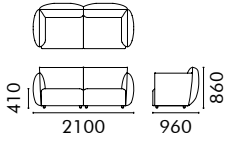
design by Sisi Hong

Puff Sofa is another practice of grado's try to sprinkle a pinch of sugar to life. The minimalist style sofa presents a form of extreme softness and sweetness. Which is enabled by quality upholstery as goose down and upholstery batting. What's more, Puff Sofa is featured with adjustable armrests to offer customizable support in your living space.



Puff Modular Sofa Steam-101





NAME

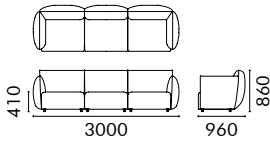
Puff Sofa/3 seats

TYPE

PUF-SF-3S

DIMENSIONS

W2100 D960 H860



NAME

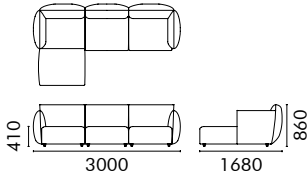
Puff Sofa/4 seats

TYPE

PUF-SF-4S

DIMENSIONS

W3000 D960 H860



NAME

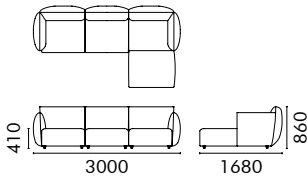
Puff Sofa / G01A

TYPE

PUF-SF-RC

DIMENSIONS

W3000 D1680 H860



NAME

Puff Sofa / G01B

TYPE

PUF-SF-G01-B

DIMENSIONS

W3000 D1680 H860 SH410

MATERIAL

Solid Timber Frame+P2 Plywood+Zigzag Sinuous Springs+High Resilience Foam+Goose Down Filling+PP Cotton+Muslin Fabric+Folding Hinge+Upholstery

Accessories:
Legs*12

Accessory Material:
5cm Metal Legs

UPHOLSTERY OPTIONS

Solo-170

Steam-101 Liquid Proof

LY-71075



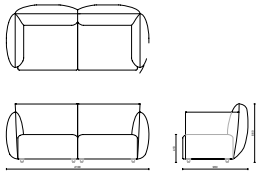
Puff Sofa Lite

design by Mia Yu

Puff Sofa is joined by Puff Sofa Lite, which shares the spacious seat and adjustable armrests but supported by legs. Puff Sofa Lite uses a more balanced and lighter design language offsetting the dense sweetness. Besides, the legs also leave adequate room for a robot vacuum.







NAME

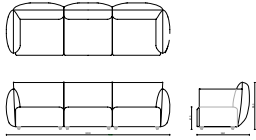
Puff Sofa Lite / 3-Seater

TYPE

PUF-SF-WL-3S

DIMENSIONS

W2100 D960 H860 SH410



NAME

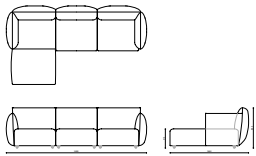
Puff Sofa Lite / 4-Seater

TYPE

PUF-SF-WL-4S

DIMENSIONS

W3000 D960 H860 SH410



NAME

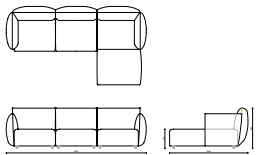
Puff Sofa Lite / G01A

TYPE

PUF-SF-WL-G01-A

DIMENSIONS

W3000 D960 H860 SH410



NAME

Puff Sofa Lite / G01B

TYPE

PUF-SF-WL-G01-B


DIMENSIONS

W3000 D960 H860 SH410

MATERIAL

Solid Timber Frame+P2 Plywood+Zigzag Sinuous Springs+High Resilience Foam+Goose Down Filling+PP Cotton+Muslin Fabric+Folding Hinge+Upholstery

UPHOLSTERY OPTIONS





Panini Sofa YG1607

Panini Sofa

design by Sisi Hong

Panini Sofa shows grado's respect to the classic furniture style via buffed texture of leather and smooth texture of solid wood. Which are exactly the essence of vintage furnishing pieces and are re-creation in a new sofa design. While the detail of subtly inclined backrest is a modernized spot without declaration.

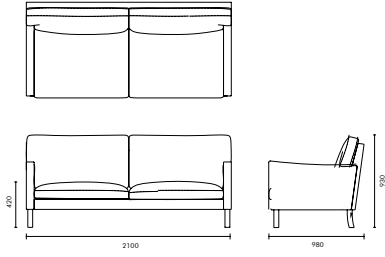




Panini Sofa YG1607







NAME

Panini Sofa / 2-Seater

TYPE

PAN-SF-3S

DIMENSIONS

W2100 D980 H900

MATERIAL

Solid Timber Frame+P2 Plywood+Zigzag Sinuous Springs+High-Density Foam+High Resilience Foam+Upholstery+Beech

UPHOLSTERY OPTIONS

YG-1707



Sutang Sofa

design by grado R&D

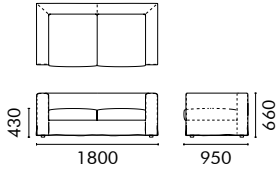
Sutang Sofa was born to meet the need of any seating or lying postures with its seven throw pillows. This extra-pillowed design was made to offer more freedom of use – decoration, leaning, or even playing around.

All fabric covers of the sofa are easy-to-disassemble and easy-to-clean.



Sutang Sofa A1986-2A





NAME

Sutang Sofa 2 seats

TYPE

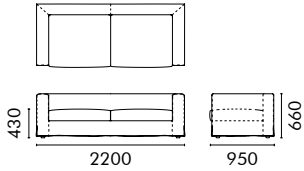
SUT-SF-2S

DIMENSIONS

W1800 D950 H660

MATERIAL

Solid Wood Frame+P2 Plywood+ZigZag Sinuous Springs+High Resilience Foam+Goose Down+Polyester Fiber Filler+Non-slip Fabric+Plastic Legs+Upholstery



NAME

Sutang Sofa 3 seats

TYPE

SUT-SF-3S

DIMENSIONS

W2200 D950 H660

MATERIAL

Solid Wood Frame+P2 Plywood+ZigZag Sinuous Springs+High Resilience Foam+Goose Down+Polyester Fiber Filler+Non-slip Fabric+Plastic Legs+Upholstery

UPHOLSTERY OPTIONS





The Fossa Sofa design cares about every fossa of its user's body, aiming to provide an ergonomic comfort. The soft backrests, armrests, and cushions are to carefully hold the user with embrace-liked support. The backrests are filled with down and feather to offer marvelous comfort. A wide range of options are available for base and cushion finishes. Fossa Sofa is easy-to-assemble and easy-to-clean.

Fossa Sofa
Design By grado R&D

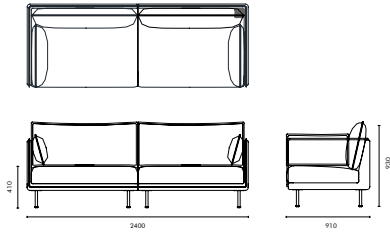




Fossa Sofa Twill-100







NAME

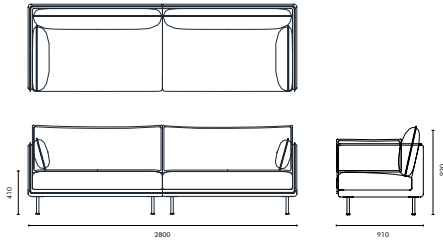
Fossa Sofa / 3-Seater

TYPE

FOS-SF-3S

DIMENSIONS

W2400 D910 H930



NAME

Fossa Sofa / 4-Seater

TYPE

FOS-SF-4S

DIMENSIONS

W2800 D910 H930

MATERIAL

Solid Timber Frame+P2 Plywood+High-Density Foam+High Resilience Foam+Down Feather + Upholstery Batting+Steel legs+Upholstery

UPHOLSTERY OPTIONS

Twill-100

Twill-151



Fantasia Sofa Series

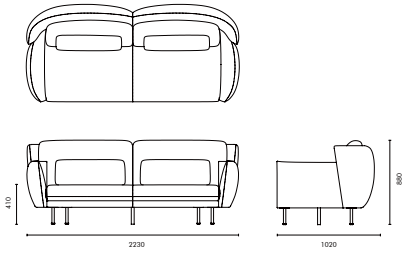
design by Sisi Hong

Fantasia Sofa enjoys an engaging rounded silhouette with its curved armrest and backrest to embrace its users. The designer aims at creating a visually and physically welcoming lounge. The one-of-a-kind curves on its back add tension in vision, making it desirable from every angle. The layered detailing between back and armrest gives the sofa a distinct character. Also, its back cushions and lumbar cushions offer a customizable comfort through their superior support.



Fantasia Sofa/ 3-Seater (Birkin-6004)





NAME

Mandarin Rolls Sofa / 3-Seater

TYPE

MAN-SF-3S

DIMENSIONS

W2230 D1020 H880

MATERIAL

Solid Timber Frame+P2 Plywood+Zigzag Sinuous Springs+High-Density Foam+High Resilience Foam+Down Feather + Upholstery Batting+Steel legs+Adjustable Metal Leg +Upholstery

UPHOLSTERY OPTIONS



Wonton Sofa Series

design by grado R&D

Fed up with social-distancing and quarantine, people have never been so eager to socialize with others and spend more quality time with their families. grado captured such post-COVID eagerness and translated it into a nest-like round sofa with generous pillows for even better comforting and soothing experience. This dreamy piece is always prepared to offer senses of safety and bonding. The spacious Wonton Daybed is for one to enjoy petting his/her cat, and also for two loving birds to indulge in cuddliness.





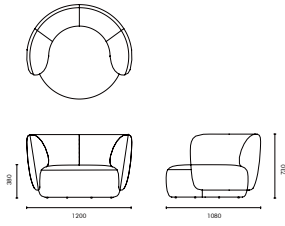
Wonton Daybed embodies grado's new definition of "daybed" as a multifunctional piece in the modern living room. This round sofa enjoys a seat that is more generous in size than common armchairs, and a set of multi-sized pillows with memory foam filling, providing enveloping comfort. Two size options are offered for the space needs of whether a couple, or a bigger family, or a single. The versatile Wonton Daybed can be a loveseat for the movie night, a cocoon to stay while cuddling one's cat, or a company for one's reading Saturday by the window...

Wonton Daybed Wales-102





Wonton Daybed Wales-170



NAME

Wonton Daybed

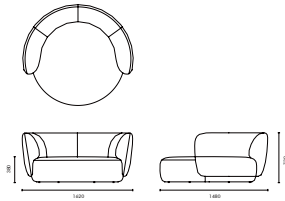
TYPE

Won-SF-DB-1600/Won-SF-DB-1200

DIMENSIONS

W1620*D1480*H730mm

W1200*D1080*H730mm



MATERIAL

Pine Frame+P2 Plywood + High-Density Foam+High Resilience Foam+Goose Down Filling+PP Cotton+Slow Rebound Foam / Memory Foam+Muslin Fabric/Lining+Non-Woven Fabric+Elastic Webbing+Upholstery Batting+Upholstery

UPHOLSTERY OPTIONS

Wales-102

Wales-101



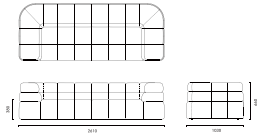
Doufu Sofa

design by grado R&D

Doufu Sofa is featured with utmost softness. The low and wide armrests and backrest are composed of layers of soft upholstery. Meanwhile, the backrest is designed with ergonomic consideration to bring support for shoulder and lumbar.







NAME

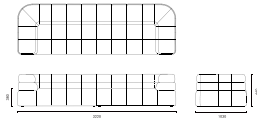
Doufu Sofa / 4-Seater

TYPE

DOU-SF-4S

DIMENSIONS

W2610*D1030*H660mm



NAME

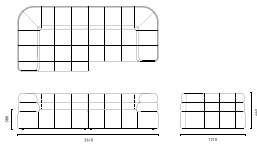
Doufu Sofa / 5-Seater

TYPE

DOU-SF-5S

DIMENSIONS

W3220*D1030*H660mm



NAME

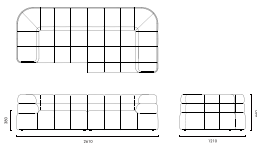
Doufu Sofa / G01A

TYPE

DOU-SF-G01-A

DIMENSIONS

W2610*D1210*H660mm



NAME

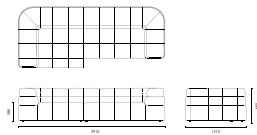
Doufu Sofa / G01B

TYPE

DOU-SF-G01-B

DIMENSIONS

W2610*D1210*H660mm



NAME

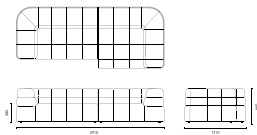
Doufu Sofa / G02A

TYPE

DOU-SF-G02-A

DIMENSIONS

W2910*D1210*H660mm



NAME

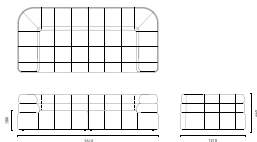
Doufu Sofa / G02B

TYPE

DOU-SF-G02-B

DIMENSIONS

W2910*D1210*H660mm



NAME

Doufu Sofa / G03

TYPE

DOU-SF-G03

DIMENSIONS

W2610*D1210*H660mm



Float Sofa

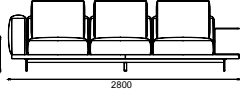
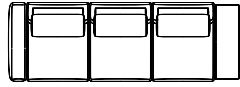
Design by Mia

Just like its name, Float Sofa floats in the living room with almost invisible slender legs. Float Sofa is a shelter to enjoy and relax. Leaving the mundane chores behind, you have everything within reach. Float Sofa has built a side table as armrest, bringing convenience and saving space for your home.









NAME

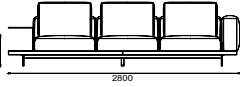
Float Sofa /G01A

TYPE

FLO-SF-G01-A

DIMENSIONS

W2800*D960



NAME

Float Sofa /G01B

TYPE

FLO-SF-G01-B

DIMENSIONS

W2800*D960



Tiramisu Modular Sofa

design by Cam Wang

As it is called, Tiramisu Modular Sofa presents a minimalist soft and square-shaped look. A wide range of SKUs enable its users to create the perfect set for themselves and by themselves. Its 8 optional modules allow different groups for any space needs: a loveseat in the studio, a centerpiece in the villa, or even as a comfy daybed.

Its adjustable backrest provides ergonomic support, whose upgraded goose down filling offers enveloping seating comfort as well.

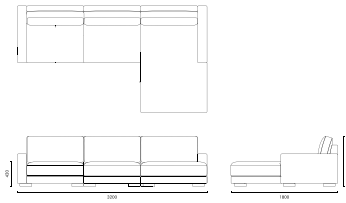




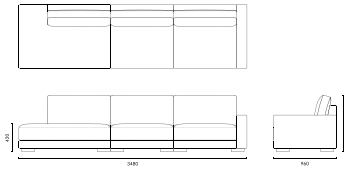
Tiramisu Sofa Twill-100



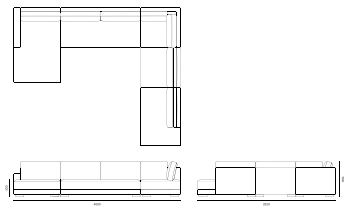




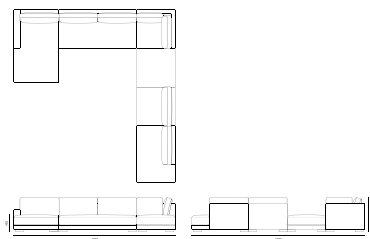
NAME
Tiramisu Sofa / G01
TYPE
TIR-SF-G01
DIMENSIONS
W4000*D3320*H850



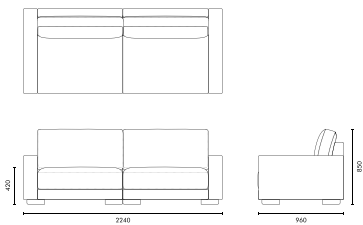
NAME
Tiramisu Sofa / G02
TYPE
TIR-SF-G02
DIMENSIONS
W3480*D960*H850



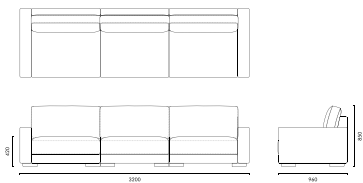
NAME
Tiramisu Sofa / G03
TYPE
TIR-SF-G03
DIMENSIONS
W4000*D3320*H850



NAME
Tiramisu Sofa / G03
TYPE
TIR-SF-G03
DIMENSIONS
W4000*D4280*H850



NAME
Tiramisu Sofa / 3-Seater
TYPE
TIR-SF-3S
DIMENSIONS
W3200*D960*H850



NAME
Tiramisu Sofa / 5-Seater
TYPE
TIR-SF-5S
DIMENSIONS
W3200*D960*H850







Burrito Sofa was designed to satisfy the increasing need of comfort with elegance, flexibility, and coziness. This Burrito sofa features with foldable backrest, soft upholstery, modular design, and a pretty "grado" minimal contemporary style.

The foldable backrest within a range of 90 degrees for lounging or seating. Its modular design offers more possibilities of use, separately or together to meet any space needs.

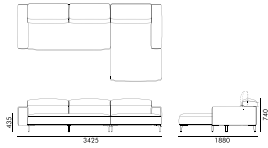
Burrito Modular Sofa

design by Cam Wang

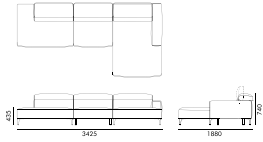




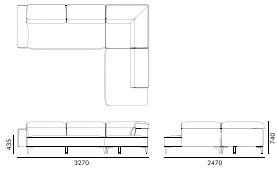
Burrito Sofa Birkin-6004



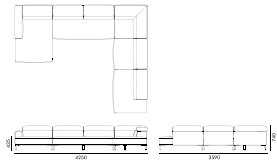
NAME
Burrito Sofa Sofa / G01
TYPE
Bur-SF-G01
DIMENSIONS
W3425*D1880*H740



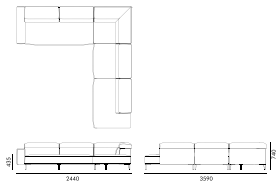
NAME
Burrito Sofa Sofa / G02
TYPE
Bur-SF-G02
DIMENSIONS
W3425*D1880*H740



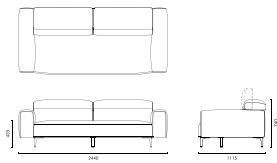
NAME
Burrito Sofa Sofa / G03
TYPE
Bur-SF-G03
DIMENSIONS
W3270*D2470*H740



NAME
Burrito Sofa Sofa / G04
TYPE
Bur-SF-G04
DIMENSIONS
W4250*D3590*H740



NAME
Burrito Sofa Sofa / G05
TYPE
Bur-SF-G05
DIMENSIONS
W2440*D3590*H740



NAME
Burrito Sofa Sofa / 3-Seater
TYPE
Bur-SF-3S
DIMENSIONS
W2440*D1115*H740



Coco Sofa YG-1607



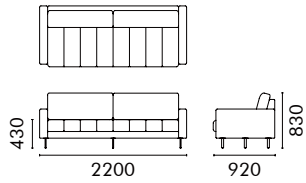
Coco Sofa

design by grado R&D



grado's designer grabbed inspiration from the skin of cocoa bean, transforming it into the stripe stitching decoration on seat cover. The stitching guarantee sturdiness of the foam filling. And this delicious design also trigger people's imagination of chocolate, coffee, and other tasties made of cocoa bean, making a statement on enthusiasm towards lifestyle and life joy. Optional fabric and leather finishes are offered.





NAME

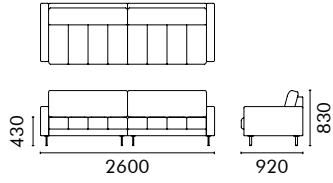
Coco Sofa/3 seats

TYPE

COC-SF-3S

DIMENSIONS

W2200 D920 H830



NAME

Coco Sofa/4 seats

TYPE

COC-SF-4S

DIMENSIONS

W2600 D920 H830

MATERIAL

P2 Plywood+Pine Frame+ZigZag Sinuous Springs+Muslin fabric+Brushed Fabric+Anti-Slip (Rubber Treated) Fabric+Goose Down+PP Cotton+High Resilience Foam+Non-Woven Fabric +Upholstery Bating+Electroplating polishing Stainless Steel Legs+Upholstery

UPHOLSTERY OPTIONS



BASE COLOR OPTIONS



Skirt Sofa


design by Mia Yu



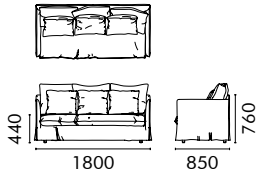
Skirt Sofa was inspired from the dress hem brushing a girl's knees. This special design of slim sides is also easily disassembled and easily cleaned. This sofa is particularly suitable for medium or smaller living spaces owing to its slim frame and armrests, as well as the larger seat. The down and feather filling cushions and backrests offer superior comfort. It can also serve as a daybed.







Skirt Sofa A1987-2A



NAME

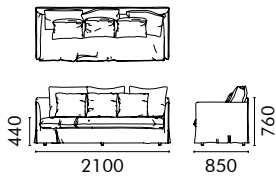
Skirt Sofa/Double seats

TYPE

SKI-SF-2S

DIMENSIONS

W1800 D850 H760



NAME

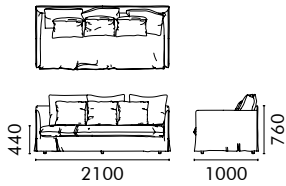
Skirt Sofa/3 seats

TYPE

SKI-SF-3S

DIMENSIONS

W2100 D850 H760



NAME

Skirt Sofa/3 seats-D1000

TYPE

SKI-SF-3S-D1000

DIMENSIONS

W2100 D1000 H760

MATERIAL

P2 Plywood+Pine Frame+High Resilience Foam+ Goose Down+Polyester Fiber Filler+Elastic Webbing+ZigZag Sinuous Springs+Metal Legs+Upholstery

UPHOLSTERY OPTIONS





Zong Sofa

Zong Sofa Series

design by Sisi Hong

Zong Sofa took inspiration from the Zong, a Chinese traditional festive dish for the Dragonboat Festival. Zong is made from glutinous rice and wrapped in bamboo leaves into tetrahedron, whose geometric design and softness are the key elements of Zong Sofa Series.



Zong Sofa

Zong Sofa was designated with a large seat, making it possible for its users to lounge out or snuggle down. Also, the seat curves upward a little to the edge, reducing possible pressure on thighs for an ergonomic consideration.

Sisi HONG the designer selected high resilience foam to present its softness, and the built-in frame is deliberately omitted to guarantee a lightweight sofa with sink-into comfort. Besides, the easy-to-carry Zong Sofa is born to be a handy piece refreshing your living space. If needed, a Zong Pouf is available for more chillaxing.





Zong Sofa Steam-101)

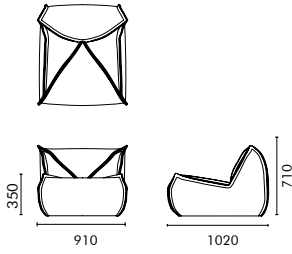




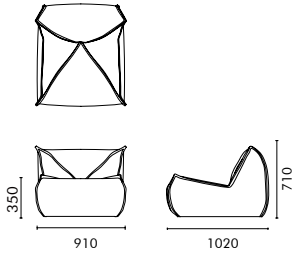
Zong Sofa Solo-355



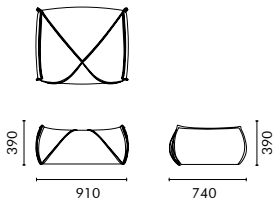
Zong Sofa (Solo-500)



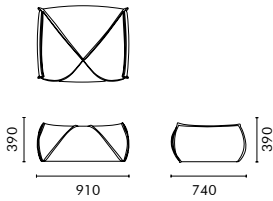
NAME
Zong Sofa / Inside Out Seam - 1-Seater
TYPE
ZON-SF-1S-01
DIMENSIONS
W910 D1020 H710



NAME
Zong Sofa / French Seam - 1-Seater
TYPE
ZON-SF-1S-02
DIMENSIONS
W910 D1020 H710



NAME
Zong Pouf / Inside Out Seam
TYPE
ZON-CH-PF-01
DIMENSIONS
W910 D740 H390



NAME
Zong Pouf / French Seam
TYPE
ZON-CH-PF-02
DIMENSIONS
W910 D740 H390

MATERIAL
High Density Foam + Upholstery

UPHOLSTERY OPTIONS

Steam-101 Liquid Proof

Steam-272 Liquid Proof

Solo-500

Solo-355



Zong Sofa Soft

To provide an even softer seating, grado developed the Zong Sofa Soft. Upon the high resilience foam upholstery, an extra cushion with goose down is added.

What we expect from this upgraded Zong Sofa Soft is an extraordinary "softness", both visually and physically. The newly added goose down-filled cushion offers richer experience of seating comfort through ergonomic silhouette and superior support. We believe Zong Sofa Soft a fabulous choice for your chillaxing-at-home weekend.



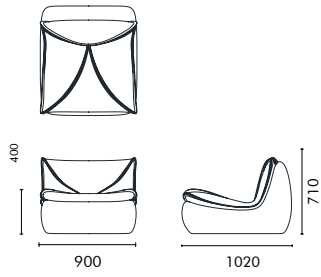
The cushion of Zong Sofa Soft also provides ergonomic support for lumbar. No more bother finding pillows to match anymore.



Zong Sofa Soft Vienna-103



Zong Sofa Soft Vienna-103

**NAME**

Zong Sofa Soft / French Seam - 1-Seater

TYPE

ZON-SF-SOFT-1S-01

DIMENSIONS

W900 D1020 H710

MATERIAL

High Density Foam+Goose Down+Polyester Fiber
Filler+Upholstery

UPHOLSTERY OPTIONS

Vienna-103

Vienna-170



Little Devil Sofa

design by Mia Yu

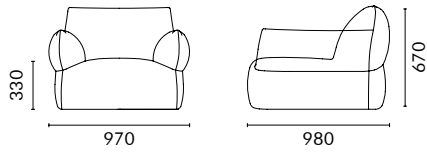


As its name tells, this sofa is a little devil in your place, seducing you to stop and take a rest by leaning on it. Different from the traditional beanbag, grado innovatively composes the Little Devil Sofa with a multi-bag design to offer durable support and sturdy shape. The mix of foam and EPS filling guarantees a comfy seating.



Little Devil Sofa Vienna 310





NAME

Little Devil Sofa

TYPE

LIT-SF-01

DIMENSIONS

W970 D980 H670

MATERIAL

High Resilience Foam+EPS Bead

UPHOLSTERY OPTIONS

Vienna 151

Vienna 170

Vienna 310



Omelette Lounge Chair

design by Sisi Hong

Omelette is a contemporary styled lounge chair, paying homage to the credo “form ever follows function”. Omelette offers sublime seating with its goose down filled black leather cushion and sleek mirror finish steel base.

Functionally, Omelette focuses on optimizing users’ experience. As for form, it is the material selection and structural details that dwells in the vitality creating a customized seating comfort. The beauty of material has been accentuated by a minimalist structure. The composure, generated by metallic lustre and real leather, matches a rationally contemporary lifestyle.

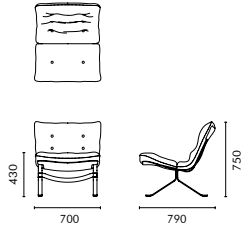






Omelette Ottoman





NAME

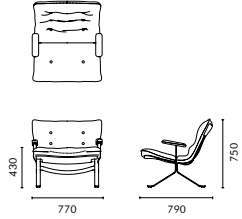
Omelette Lounge Chair / without armrests

TYPE

OME-CH-LG-LB-NA

DIMENSIONS

W700 D790 H750



NAME

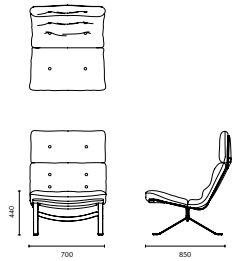
Omelette Lounge Chair / with armrests

TYPE

OME-CH-LG-LB-WA

DIMENSIONS

W770 D790 H750



NAME

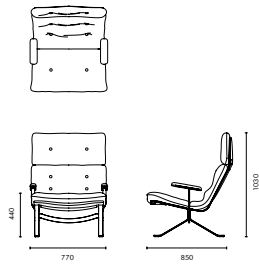
Omelette Lounge Chair / High Back - Without Armrests

TYPE

OME-CH-LG-HB-NA

DIMENSIONS

W700 D850 H1030



NAME

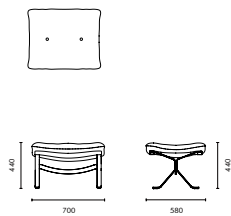
Omelette Lounge Chair / High Back - With Armrests

TYPE

OME-CH-LG-HB-WA

DIMENSIONS

W770 D850 H1030



NAME

Omelette Ottoman

TYPE

OME-CH-OT

DIMENSIONS

W700 D580 H440

MATERIAL

Stainless Steel Frame+High Resilience
Foam+Goose Down+Cordura Fabric
+Upholstery

UPHOLSTERY OPTIONS

YG-1607

Birkin-6038





Kalimba Lounge Chair

design by Mia Yu

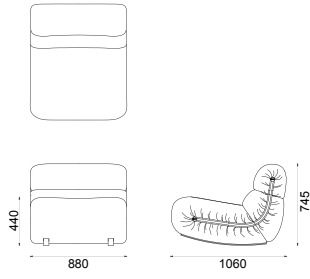
Kalimba Lounge Chair can rock with a little tap. Musical fun can flourish from that piece. Kalimba Lounge Chair is composed of three parts and a visible stainless steel bar. The clash of cold metal and warm upholstery gives off contemporary charm in the living space. The inward curling design invites anyone to have a seat.







Kalimba Lounge Chair Birkin-6001



NAME

Lamian Lounge Chair

TYPE

LAM-CH-LG

DIMENSIONS

W880 D1060 H745

Ding Lounge Chair

design by Mia Yu




As a designer furniture brand from China, grado has been making Chinoiserie furniture designs to show our respect to the nation's grand history, brilliant culture, as well as her aesthetics cultivated through the passage of time. This new arriving Ding Lounge Chair took inspiration from a prehistoric Chinese bronze cauldron standing upon legs. This ancient cooking vessel was for ritual offerings to the gods or to ancestors.

Having been eliminated its solemn connotation, Ding Lounge Chair offers an adorable look with its rounded and heavyweight seat standing upon four lovely short cylinder legs to find its position in modern interiors design. This Chinoiserie furniture piece is still a nice fit for contemporary style living space.

Inspired by Ding (an ancient Chinese cauldron, later becoming a symbol of royal power), Ding Lounge Chair presents a soft and full body to provide a stylish and ergonomic seating. The four sturdy legs reserved a touch of ancient simplicity.

This compact lounge chair is an accommodating piece for various types of space. Besides, Ding Lounge Chair is available across two colors, dark green and cream white, suiting different types of ambience.

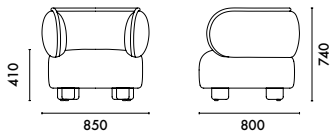




Ding Lounge Chair NA-62







NAME

Ding Lounge Chair

TYPE

DIN-CH-LG

DIMENSIONS

W850 D800 H740

MATERIAL

P2 Plywood+Pine Frame+High Resilience
Foam+Elastic Webbing+Adjustable Furniture Lev-
elers (Plastic)+Upholstery

UPHOLSTERY OPTIONS

A2267-2A

NA-62

Waffle Lounge Chair

design by Mia Yu

As a new evidence of "grado" style, Waffle Lounge Chair is absolutely worth your choice in any contemporary living space.


Waffle Lounge Chair highlights a cozy feeling of embracement with its extremely soft upholstery and durable frame. This is owing to its rich goose down filling and quilted upholstery fabric. This selected fabric is smooth to the touch yet durable enough to hold up to daily use.





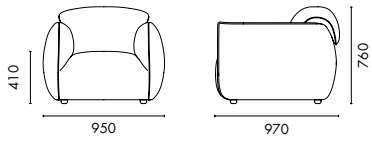
Waffle Lounge Chair Future-51





Waffle Lounge Chair Future-51





NAME

Waffle Lounge Chair

TYPE

SUS-CHLG

DIMENSIONS

W950 D970 H760

MATERIAL

Solid Wood Frame+P2 Plywood+ZigZag Sinuous Springs+High Resilience Foam+Goose Down+Polyester Fiber Filler+Plastic Levelers+Upholstery

UPHOLSTERY OPTIONS

Future-51



The Mate Series, with its abstract design composed of straight lines and curves, perfectly meets the need of those who have a geometric aesthetical preference. Mate Chairs can be arranged together freely for use or decoration.

The series includes Mate Chair and Mate Lounge.

Mate Chair Series

design by Yi Lin

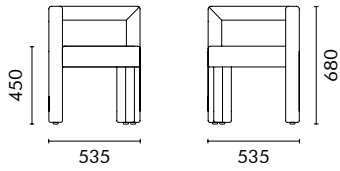






Mate Chair Decent-09





NAME

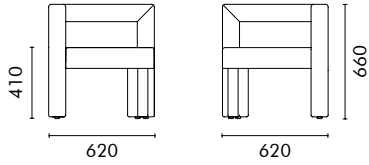
Mate Chair

TYPE

MAT-CH-D

DIMENSIONS

W535 D535 H680



NAME

Mate Lounge Chair

TYPE

MAT-CH-LG

DIMENSIONS

W620 D620 H660

MATERIAL

Steel Frame+Pine Frame+High Resilience Foam+P2 Plywood+Adjustable Furniture Levelers (Plastic)+Up-holstery

UPHOLSTERY OPTIONS

Decent-09

Decent-15

Decent-26

Decent-29

Tulip Lounge Chair

design by Mia Yu

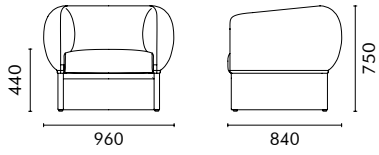


Tulip Lounge's armrests and backrest of the same height are appropriate to any postures. Its chubby shape is suitable for a contemporary space. And the hollowed bottom design is a thoughtful consideration for daily housecleaning.



Tulip Lounge Chair A2267-2A





NAME

Tulip Lounge Chair

TYPE

TUL-CH-LG

DIMENSIONS

W960 D840 H750

MATERIAL

P2 Plywood+Pine Frame+High Resilience Foam+Goose Down+Adjustable Furniture Levelers (Plastic)+Upholstery

UPHOLSTERY OPTIONS





Mermaid Lounge Chair

design by grado R&D

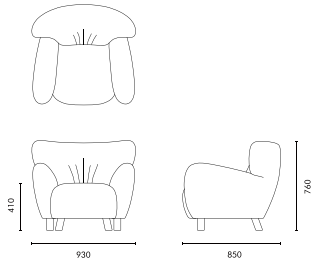
We transformed the elegant fishtail of mermaid into this dreamy-creamy Mermaid Lounge Chair. Its contour has been softened by rounded silhouette and wrinkling detail. Also, the off-white boucle fabric adds warmth and gentleness to this piece. There are more SKUs being developed.



Mermaid Lounge Chair








NAME
Mermaid Lounge Chair
TYPE
MER-CH-LG
DIMENSIONS
W930*D850*H760

UPHOLSTERY OPTIONS





Tangyuan Lounge Chair

design by grado R&D

Add an oriental flavor of sweetness and softness to your corner with Tangyuan Lounge, inspired from a traditional Chinese dessert. The small-sized Tangyuan Lounge can be a perfect match for a massive set of sofa, creating a balanced visual effect in your living space.

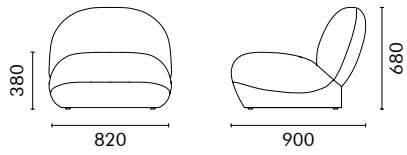


Tangyuan Lounge(A2267-2A)





Tangyuan Lounge Chair A2267-2A



NAME

Tangyuan Lounge Chair

TYPE

TAN-CH-LG

DIMENSIONS

W820 D900 H680

MATERIAL

P2 Plywood+Pine Frame+High Resilience Foam+Elastic Webbing+Adjustable Furniture Levelers (Plastic)+Upholstery

UPHOLSTERY OPTIONS





Leaf Chair Decent-09



Leaf Chair Series

design by Mia Yu



The Leaf Series was inspired from how the fibre goes on a leaf. The cover design translates the leaf fibre and texture into stitching decoration. The down and feather filling guarantee its seating comfort.

This series includes Leaf Barstool and Leaf Chair.

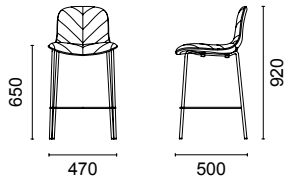


UPHOLSTERY OPTIONS

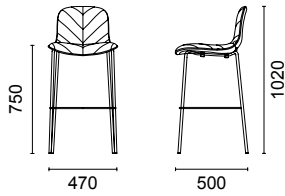
- Decent-09
- Decent-15
- Decent-26
- Decent-29

BASE COLOR OPTIONS

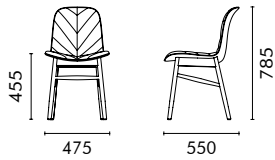
- Black Beech
- Beech



NAME
Leaf Barstool/01
TYPE
LEA-CH-BS-01
DIMENSIONS
W470 D500 H920

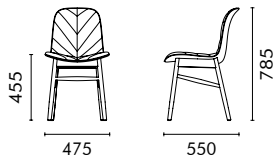


NAME
Leaf Barstool/02
TYPE
LEA-CH-BS-02
DIMENSIONS
W470 D500 H1020



NAME
Leaf Chair
TYPE
LEA-CH-01-SW02
DIMENSIONS
W475 D550 H785
MATERIAL

Curved Poplar Plywood+High Resilience Foam+Steel Frame(powder coating/epoxy polyester powder coating)+Upholstery



NAME
Leaf Chair
TYPE
LEA-CH-01-SW03
DIMENSIONS
W475 D550 H785
MATERIAL
Curved Poplar Plywood+High Resilience Foam+Solid Beech Base(Natural Beech Black Matt Finish)+Upholstery



Our designer picked up this Archi Lounge Chair inspiration when he was at his old house in home village. Its roof beam structure had been translated into the wooden frame of this chair. The different angles of seat, lumbar rest, and backrest provide ergonomic support. Optional heights of backrest are offered. The higher backrest is with an extra headrest, making it a fit for nap.

Archi Lounge Chair
design by grado R&D



Archi Lounge Chair PL-07





NAME

Archi Lounge Chair / Lowback

TYPE

ARC-CH-LG-LB

DIMENSIONS

W800 D900 H810 SH400



NAME

Archi Lounge Chair / Highback

TYPE

ARC-CH-LG-HB

DIMENSIONS

W800 D967 H1025 SH400

MATERIAL

Solid Timber Frame+E1 Plywood+High Resilience Foam+Non-Woven Fabric+Goose Down Filling+Up-holstery



Fagao Pouf Series

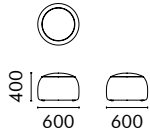
design by grado R&D



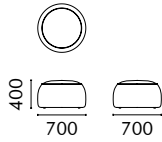
The Fagao Pouf with different sizes serves as seasoning for the cuisine of your individual space, enhancing the aesthetic flavor in various scenes. For example, the Large size Fagao Pouf can serve as an extra seating in your walk-in closet. The Large size pouf can serve as a coffee table, while the small size pouf a side table or footstool.

Special cutting foam is used to guarantee a durable and firm shape of Fagao Pouf. This product is available across various fabrics.

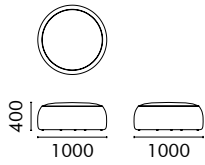




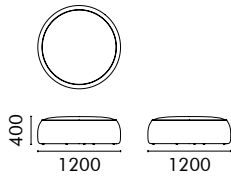
NAME
Fagao Pouf / D600
TYPE
FAG-PF-D06
DIMENSIONS
Φ600 H400



NAME
Fagao Pouf / D700
TYPE
FAG-PF-D07
DIMENSIONS
Φ700 H400



NAME
Fagao Pouf / D1000
TYPE
FAG-PF-D10
DIMENSIONS
Φ1000 H400



NAME
Fagao Pouf / D1200
TYPE
FAG-PF-D12
DIMENSIONS
Φ1200 H400

MATERIAL

P2 Plywood+Pine Frame+High Resilience
Foam+Non-Woven Fabric +Elastic Webbing+Uphol-
stery Batting+Plastic Furniture Feet+Upholstery

UPHOLSTERY OPTIONS





Crescent Series

design by Sisi Hong

Starting from Crescent Pouf, we developed Crescent Bench and then the whole Crescent Series. Crescent Pouf is a playful hassock created by a designer who is obviously a super fan of the crescent crossiant. The lower side of the hassock mimickes the rolling dough form to allow an one-piece covering on the surface. All the stitches have been hidden perfectly to highlight its adorably chubby look.

Crescent Bench was a re-creation of the Crescent Pouf, used in the sitting area of your bedroom or hallway.

Optional fabrics and leather are available to this Series to meet your individual spatial needs.



Crescent Pou Birkin-6010f

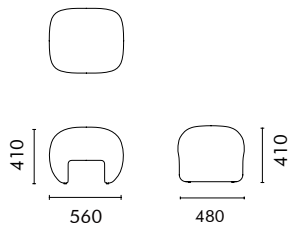




Crescent Pou Birkin-6010f



Crescent Bench Wales-170



NAME

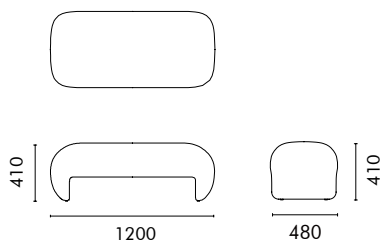
Crescent Pouf

TYPE

CRE-PF-0560

DIMENSIONS

W560 D480 H410



NAME

Crescent Bench

TYPE

CRE-PF-1200

DIMENSIONS

W1200 D480 H410

MATERIAL

P2 Plywood+Pine Frame+High Resilience Foam+Upholstery Batting+Upholstery

UPHOLSTERY OPTIONS




Birkin-6010



Birkin-6004



Wales-170



Wales-102



Jelly Pouf

design by grado R&D

The adorable Jelly Pouf is a space seasoning adding a lively flavor to your living room, study, balcony, and any other corners of your individual space. It can serve as footstool, side table, bedside table, or extra seat.







NAME

Jelly Pouf / L

TYPE

JEL-CH-PF-L

DIMENSIONS

W580 D610 H400

NAME

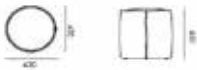
Jelly Pouf / M

TYPE

JEL-CH-PF-M

DIMENSIONS

W470 D470 H400



NAME

Jelly Pouf / S

TYPE

JEL-CH-PF-S

DIMENSIONS

φ430 H450

MATERIAL

XXXXXXXXXXXX

UPHOLSTERY OPTIONS

Steam-101 Liquid Proof

Steam-272 Liquid Proof

Rota Table

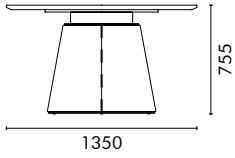
design by grado R&D

The round Rota Table was designed to encourage more interactions among its users. Its tabletop's white oak texture perfectly matches its leather-finished base, creating a contemporary style look.









NAME

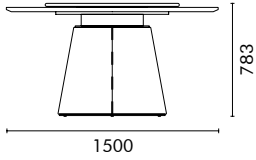
Rota Table/1.35m

TYPE

ROT-TB-D-C-D1350

DIMENSIONS

Ø1350 H755



NAME

Rota Table/1.5m with turntable

TYPE

ROT-TB-D-C-D1500

DIMENSIONS

Ø1500 H783

MATERIAL

Table Top:
White Oak
Cover&Edging+Particle Board
Natural Oak Black PU Paint
Plywood+Solid Wood Frame+High Resilience
Foam+Leather Cover

COLOR OPTIONS

Oak Black Matt Finish

BASE COLOR OPTIONS

PL-01

Sugar Cubes Table Series

design by Cam Wang



Coffee table is the key to elevate your living space. grado's Sugar Cubes Coffee Table Series, enjoying the most basic geometrics and concept of "less is more", features with minimalist silhouette, varying forms, and rich combination modes. The two finish options of natural wood and marble go with different structures, as the walnut-finish table has an extra-drawer inside. The Sugar Cubes Coffee Table Series has over ten combination modes, matching with studio, apartment, or house. grado also offers a round dining table in this series.





Sugar Cubes Coffee Table

The Sugar Cubes Coffee Table with marble veneer has multiple shapes of square, rectangle, and round, available across various sizes. It's a smart and modern choice for your contemporarily styled living space. The round coffee table is with prism-shaped base, adding a geometric interest to your space. An extra finish of walnut is offered. The Sugar Series includes Sugar Cubes Coffee Table and Sugar Cubes Table(round).





Sugar Cubes Coffee Table



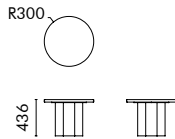
Sugar Cubes Coffee Table Walnut





COLOR OPTIONS

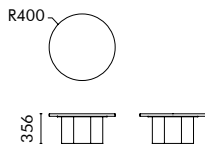




NAME
 Sugar Cubes Coffee Table/D600
 Round Marble

TYPE
 SUG-TB-CT-D06-Marble 02

DIMENSIONS
 Ø600 H436

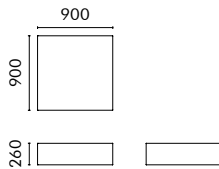


NAME
 Sugar Cubes Coffee Table/D800
 Round Marble

TYPE
 SUG-TB-CT-D08-Marble 02

DIMENSIONS
 Ø800 H356

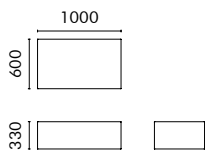
MATERIAL
 Table Top:
 black-and-white marble+Plywood
 (12mm)
 Leg:
 black-and-white marble



NAME
 Sugar Cubes Coffee Table/900*900
 Marble

TYPE
 SUG-TB-CT-0909-Marble 02

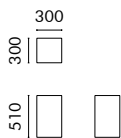
DIMENSIONS
 W900 D900 H260



NAME
 Sugar Cubes Coffee Table/1000*600
 Marble

TYPE
 SUG-TB-CT-1006-Marble 02

DIMENSIONS
 W1000 D600 H330

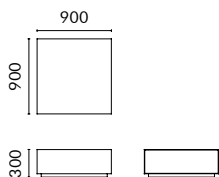


NAME
 Sugar Cubes Coffee Table/
 Side Table Marble

TYPE
 SUG-TB-CT-0303-Marble 02

DIMENSIONS
 W300 D300 H510

MATERIAL
 black-and-white marble



NAME
 Sugar Cubes Coffee Table/900*900
 Walnut

TYPE
 SUG-TB-CT-0909-MFC06

DIMENSIONS
 W900 D900 H300

MATERIAL
 Table Top:
 MDF(walnut verneer+semi-gloss transparent
 finish)
 Leg:
 MDF(black sealer+semi-gloss transparent
 finish)





Dorayaki Table Series

design by Sisi Hong

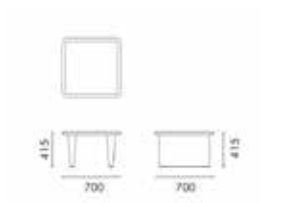
Dorayaki Coffee Table has a taller family member now. Dorayaki Dining Table is also inspired by the Japanese confection. This modern style dining table is ready to help you hold a family gathering. The Dorayaki Dining Table is available in two shapes round with 2 sizes and long with 3 sizes.



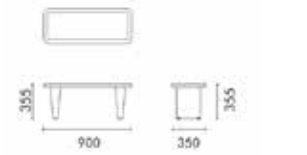




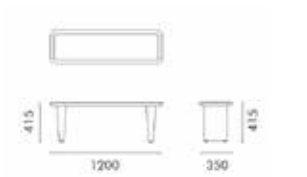




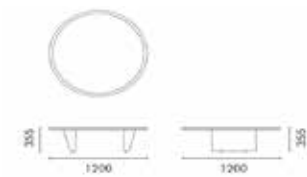
NAME
Dorayaki Coffee Table / Square
TYPE
DOR-TB-CT-700-H415
DIMENSIONS
W700 D700 H415mm



NAME
Dorayaki Coffee Table / Long
TYPE
DOR-TB-CT-900-H355
DIMENSIONS
W900 D350 H355mm



NAME
Dorayaki Coffee Table / Long
TYPE
DOR-TB-CT-1200-H415
DIMENSIONS
W1200 D350 H415



NAME
Dorayaki Coffee Table / Round
TYPE
DOR-TB-CT-1200-H415
DIMENSIONS
W1200 D355mm

COLOR OPTIONS

Black Oak

Toffee Table Series

design by Cam Wang



Toffee Series features with a tabletop inspired from the caramelizing sugar color of toffee. We carefully selected walnut for the tabletop veneer to guarantee a buttery smooth texture, with its rounded side of the rectangle top adding a softness to the touch. The black stander and metal plate base below are perfect fit for the overall minimalistic appearance.



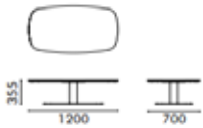
Toffee Table







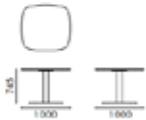
Toffee Coffee Table



NAME
Toffee Coffee Table / Long

TYPE
TOF-TB-CT-1207-MFC06-PC06

DIMENSIONS
W1200 D700 H360mm



NAME
Toffee Table / Square

TYPE
TOF-TB-1010-MFC06-PC06

DIMENSIONS
W1000 D1000 H750mm

MATERIAL
Tabletop: MDF(Natural Walnut Oil Finish Veneer)
Base:Iron(Powder Coating)

UPHOLSTERY OPTIONS

natural walnut
oilfinish veneer 2

frosting black
finishvneer(MDFvneer)



Coco Coffee Table

design by Cam Wang

The modular Coco Coffee Table set following a minimalism style is an all-match solution to various space needs.

The coffee table set has two tabletop finishes, namely painting and sintered stone. The square black tube frame shapes a clean silhouette, creating a lightweight and delicate visual interest.

This product has two width choices of 47.25inches and 27.60inches. The modular table can be used separately or together depending on the space.



Coco Coffee Table



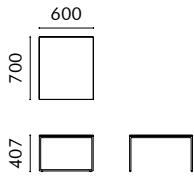
Coco Coffee Table





BASE COLOR OPTIONS

Black



NAME

Coco Coffee Table/700*600

Grey Sintered Stone Tabletop

TYPE

COC-TB-CT-0706-

SINTERED STONE 01-PC06

DIMENSIONS

W700 D600 H407

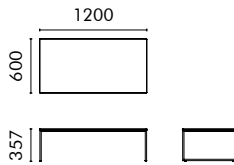
MATERIAL

Table Top:

Vick grey sintered stone (12mm)

Leg:

Metal Legs(black matt powder coating)



NAME

Coco Coffee Table/1200*600

Black Sintered Stone Tabletop

TYPE

COC-TB-CT-1206-

SINTERED STONE 02-PC06

DIMENSIONS

W1200 D600 H357

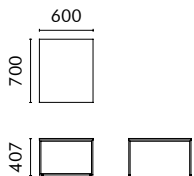
MATERIAL

Table Top:

black matt sintered stone (12mm)

Leg:

Metal Legs(black matt powder coating)



NAME

Coco Coffee Table/700*600

Walnut Tabletop

TYPE

COC-TB-CT-0706-MFC06-PC06

DIMENSIONS

W700 D600 H407

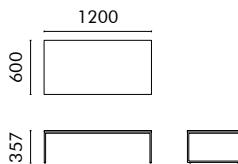
MATERIAL

Table Top:

MDF(walnut veneer+semi-gloss transparent finish)

Leg:

Metal Legs(black matt powder coating)



NAME

Coco Coffee Table/1200*600

Black MDF Tabletop

TYPE

COC-TB-CT-1206-PA02-PC06

DIMENSIONS

W1200 D600 H357

MATERIAL

Table Top:

MDF(black sealer+semi-gloss transparent finish)

Leg:

Metal Legs(black matt powder coating)



CC Coffee Table

design by grado R&D

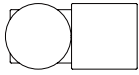


CC Coffee Table has two separate tabletops, one in matt black, the other in walnut. This visual comparison adds a rich flavor to the space. The black table perfectly matches glassware, pottery, and porcelain for demonstrating their textures. While the walnut table with its smooth wooden surface is suitable to serve as a temporary office table. The lower board also provides storage for daily use.



CC Coffee Table





NAME
CC Coffee Table

TYPE
CC-TB-CT-1206

DIMENSIONS
W1140*D590*H376

MATERIAL
MFC(Black Walnut Veneer)
Legs:
Iron(Matt Black Finish, Powder Coating)

UPHOLSTERY OPTIONS

natural walnut
oil finish veneer 2

frosting black
finish veneer(MDF veneer)

Almond Side Table

design by grado R&D




Almond Side Table was born to provide flexible versatility of both end table and side table, matching lounges, chairs, couches, poufs and other furniture. This easily carried and moved C-shaped piece allows you to slide it under the couch or chair for an easy-to-use laptop or tablet table.

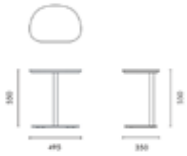
Almond Side Table features with walnut veneer and black metal base. Its metal cylinder connects the tabletop above and the base plate below, offering a look of versatile and minimal design. This C side table is perfect for the stylish individuals who cares about lifestyle.





Almond Side Table





NAME
Almond Side Table

TYPE
ALM-TB-CT-01

DIMENSIONS
W495 D350 H550

MATERIAL
Tabletop: MDF+Walnut Veneer+Black
Water-based Painting
Base: Iron+Matt Black PP Coating

UPHOLSTERY OPTIONS

natural walnut
oilfinish veneer 2

frosting black
finishvneer(MDFveneer)



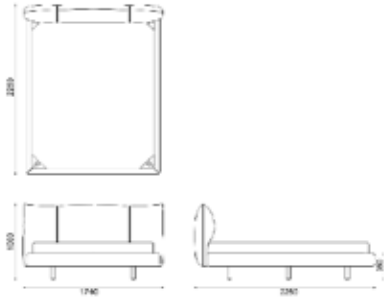
Fortune Bed Series

design by Mia Yu

Fortune Bed can incredibly "float in the air" with its hidden legs and motion activated nightlight at its bottom. The bed offers the softly dim light when its users go get a glass of water or go to the toilet at midnight. The down-filled headboard upholstery allows free positions of bed reading.







NAME
Fortune Bed-LED-1.5m

TYPE
FOR-BD-MT15-LED

DIMENSIONS
W1740*D2250*H1000mm

NAME
Fortune Bed-LED-1.8m

TYPE
FOR-BD-MT18-LED

DIMENSIONS
W1940*D2250*H1000mm

NAME
Fortune Bed-LED-2m

TYPE
FOR-BD-MT20-LED

DIMENSIONS
W2140*D2250*H1000mm

MATERIAL
Pine Frame+P2 Plywood+High-Density Foam+LED

NAME
Fortune Bed-1.5m

TYPE
FOR-BD-MT15

DIMENSIONS
W1740*D2250*H1000mm

NAME
Fortune Bed-1.8m

TYPE
FOR-BD-MT18

DIMENSIONS
W1940*D2250*H1000mm

NAME
Fortune Bed-2m

TYPE
FOR-BD-MT20

DIMENSIONS
W2140*D2250*H1000mm

MATERIAL
Pine Frame+P2 Plywood+High-Density Foam

UPHOLSTERY OPTIONS

Vienna-103

Vienna 310

Vienna 151



Pan Flute Bed

design by Mia Yu

As an extended piece of grado's Pan Flute Sofa, the Pan Flute Bed sustains the same design language and guarantees equal comfort. It is easy to appreciate Pan Flute Bed's craftsmanship through its unique design of vertical bar backrest.





**NAME**

Salami Bed / 1.8m

TYPE

SAL-BD-MT18

DIMENSIONS

W2050 D2475 H840

NAME

Salami Bed / 2.0m

TYPE

SAL-BD-MT20

DIMENSIONS

W2240 D2475 H840

MATERIAL

Solid Timber Frame+E1 Plywood+High Resilience
Foam+High-Density Foam+Non-Woven Fabric+
Goose Down Filling+Upholstery






Soda Bed

design by grado R&D

Mimicking the look of a soda cracker, Soda Bed features with a larger headboard of 56.3 inches' height. Our designer fused this American furniture character with its overall contemporary style, making a mix-and-match look in your bedroom. The extra height is also a perfect fit for larger spaces like mansion and house. While the higher headboard allows mattress of various heights. The upholstered headboard contains high resilience foam and polyester fibres to provide superior comfort for randomly leaning. The button-tufting design guarantees a durable and sturdy shape and upgraded coziness.





NAME
Soda Bed-1.5m
TYPE
SOD-BD-MT15
DIMENSIONS
W1680*D350*H1200

NAME
Soda Bed-1.8m
TYPE
SOD-BD-MT18
DIMENSIONS
W1980*D350*H1200

NAME
Soda Bed-2.0m
TYPE
SOD-BD-MT20
DIMENSIONS
W2180*D350*H1200

UPHOLSTERY OPTIONS

Steam-454

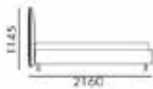
Steam-101-Liquid Proof

Letter Bed

design by grado R&D

Letter Bed is with extremely thin headboard to offer a contemporary style look. Its lightweight frame and base are perfectly space-saving.





NAME
Letter Bed / 1.2m

TYPE
LET-BD-MT12

DIMENSIONS
W1460 D2160 H1145

NAME
Letter Bed / 1.5m

TYPE
LET-BD-MT15

DIMENSIONS
W1760 D2160 H1145

NAME
Letter Bed / 1.8m

TYPE
LET-BD-MT18

DIMENSIONS
W2060 D2160 H1145

MATERIAL
Solid Timber Frame+E1 Plywood+High Resilience
Foam+High-Density Foam+Non-Woven Fab-
ric+Upholstery

UPHOLSTERY OPTIONS

Talent-12

Cube Bed

design by grado R&D

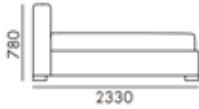
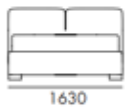
Cube Bed is a must have in your contemporary style space. It suits well in your master bedroom, guest's bedroom, and teen's bedroom. The lower and thick headboard offers comfy leaning and bedside storage.

The mirror polishing base frame provides sturdiness and breathability your mattress needs.





footer



NAME

Cube Bed / 1.5m

TYPE

CUB-BD-MT15

DIMENSIONS

W1630 D2330 H780

NAME

Cube Bed / 1.8m

TYPE

CUB-BD-MT18

DIMENSIONS

W1930 D2330 H780

NAME

Cube Bed / 2.0m

TYPE

CUB-BD-MT20

DIMENSIONS

W2130 D2330 H780

MATERIAL

Solid Timber Frame+E1 Plywood+High Resilience
Foam+High-Density Foam+Non-Woven Fabric+
Goose Down Filling+Upholstery

UPHOLSTERY OPTIONS

Talent-04

Vienna-170

Vienna 310





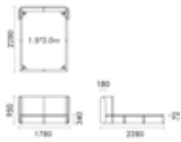
Embrace Bed Series

design by Mia Yu

The headboard's wingback design allows its users to lean back or lounge at more angles and provides embrace-like support from one's shoulders and back.

Optional base storage is available to this piece.





NAME
Embrace Bed / 1.5m

TYPE
EMD-BD-B-MT15

DIMENSIONS
W1780 D2280 H950

NAME
Embrace Bed / 1.8m

TYPE
EMD-BD-B-MT18

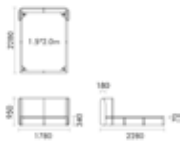
DIMENSIONS
W2080 D2280 H950

NAME
Embrace Bed / 2.0m

TYPE
EMD-BD-B-MT20

DIMENSIONS
W2280 D2280 H950

MATERIAL
Solid Timber Frame+E1 Plywood+High Resilience
Foam+High-Density Foam+Non-Woven Fab-
ric+Plastic Leveler+Upholstery



NAME
Embrace Bed / With Storage - 1.5m

TYPE
EMB-BD-S-MT15

DIMENSIONS
W1780 D2280 H950

NAME
Embrace Bed / With Storage - 1.8m

TYPE
EMB-BD-S-MT18

DIMENSIONS
W2080 D2280 H950

NAME
Embrace Bed / With Storage - 2.0m

TYPE
EMB-BD-S-MT20

DIMENSIONS
W2280 D2280 H950

MATERIAL
Solid Timber Frame+E1 Plywood+High Resilience
Foam+High-Density Foam+Non-Woven Fab-
ric+Plastic Leveler+Upholstery

UPHOLSTERY OPTIONS

Silex-23

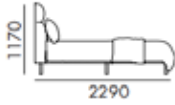


Wave Bed Series

design by grado R&D

The horizontal tufted headboard of Wave Bed was wonderfully designed for an ergonomic support to the user's head, back, and lumbar. This timeless minimal style elevate any rooms.






NAME
Wave Bed / 1.5m
TYPE
WAV-BD-MT15
DIMENSIONS
W1660 D2290 H1170

NAME
Wave Bed / 1.8m
TYPE
WAV-BD-MT18
DIMENSIONS
W1960 D2290 H1170

NAME
Wave Bed / 2.0m
TYPE
WAV-BD-MT20
DIMENSIONS
W2160 D2290 H1170

MATERIAL
Solid Timber Frame+E1 Plywood+High Resilience
Foam+High-Density Foam+Non-Woven Fab-
ric+Upholstery

UPHOLSTERY OPTIONS





Massif Bed Series

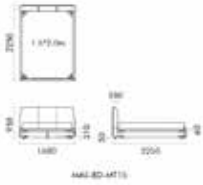
design by Mia Yu

Massif Bed minimalizes your bedroom, graces your individual space.

Massif Bed seeks to present a silent and reliable bed, like mountains or massif. As for Chinese, mountains are adored because they're rising to the kingdom of gods and goddesses. Massif Bed tries to bring you and your sleep to that sacred land free of mundane chores, but a peaceful land making you smile.



Massif Bed

**NAME**

Massif Bed / 1.5m

TYPE

MAS-BD-MT15

DIMENSIONS

W1680 D2250 H950

NAME

Massif Bed / 1.8m

TYPE

MAS-BD-MT18

DIMENSIONS

W1980 D2250 H950

NAME

Massif Bed / 2.0m

TYPE

MAS-BD-MT20

DIMENSIONS

W2180 D2250 H950

MATERIAL

Solid Timber Frame+E1 Plywood+High Resilience
Foam+High-Density Foam+Non-Woven Fab-
ric+Upholstery

UPHOLSTERY OPTIONS






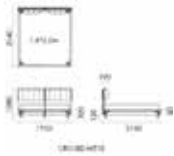
Croissant Bed Series

design by grado R&D

The croissant-inspired double backrest design makes the bed also suitable for lounging. The backrest is easy-to-assemble and easy-to-clean. The slim bed legs offer a lightweight look of the product and is also for the daily cleaning of robot vacuum.







NAME
Croissant Bed / 1.5m

TYPE
CRO-BD-MT15

DIMENSIONS
W1680 D2160 H1080

NAME
Croissant Bed / 1.8m

TYPE
CRO-BD-MT18

DIMENSIONS
W1980 D2160 H1080

NAME
Croissant Bed / 2.0m

TYPE
CRO-BD-MT20

DIMENSIONS
W2180 D2160 H1080

MATERIAL
Solid Timber Frame+E1 Plywood+High Resilience
Foam+High-Density Foam+Non-Woven Fab-
ric+Upholstery

UPHOLSTERY OPTIONS

Steam-272 Liquid Proof

Steam-101 Liquid Proof

Steam-105

Steam-454





Pillow Bed Series

design by Mia Yu

The two large pillows attached to headboard is a special design for lounging before sleep. The soft pillows help relieve stress and relax. They are also easy-to-disassemble and easy-to-clean.

The solid stainless steel legs guarantee sturdiness and offer a lightweight look.



NAME
Pillow Bed / 1.5m

TYPE
PIL-BD-MT15

DIMENSIONS
W1680 D2335 H1060

NAME
Pillow Bed / 1.8m

TYPE
PIL-BD-MT18

DIMENSIONS
W1980 D2160 H1080

NAME
Pillow Bed / 2.0m

TYPE
PIL-BD-MT20

DIMENSIONS
W2180 D2335 H1060

MATERIAL
Solid Timber Frame+E1 Plywood+High Resilience
Foam+High-Density Foam+Non-Woven Fab-
ric+Upholstery






Toast Bed

design by Mia Yu

Toast Bed follows a minimal style that is easily blend in and enhance any styles of your space aesthetic. Its foam and down-filled headboard allows cozy and comfy lounging. Optional base storage is available to this piece.





NAME
 Toast Bed / 1.5m
TYPE
 TOA-BD-B-MT15

DIMENSIONS
 W1640 D2240 H910

NAME
 Toast Bed / 1.8m
TYPE
 TOA-BD-B-MT18


DIMENSIONS
 W1940 D2240 H910

NAME
 Toast Bed / 2.0m

TYPE
 TOA-BD-B-MT20

DIMENSIONS
 W2140 D2240 H910

MATERIAL
 Solid Timber Frame+E1 Plywood+High Resilience
 Foam+High-Density Foam+Non-Woven Fabric+
 Goose Down Filling+Plastic Leveler+Upholstery



NAME
 Toast Bed / With Storage - 1.5m
TYPE
 TOA-BD-S-MT15

DIMENSIONS
 W1640 D2240 H910

NAME
 Toast Bed / With Storage - 1.8m
TYPE
 TOA-BD-S-MT18

DIMENSIONS
 W1940 D2240 H910

NAME
 Toast Bed / With Storage - 2.0m

TYPE
 TOA-BD-S-MT20

DIMENSIONS
 W2140 D2240 H910

MATERIAL
 Solid Timber Frame+E1 Plywood+High Resilience
 Foam+High-Density Foam+Non-Woven Fabric+
 Goose Down Filling+Plastic Leveler+Upholstery

UPHOLSTERY OPTIONS

Talent-04

Vienna 310

Vienna-170



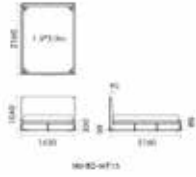
Skirt Bed

design by Mia Yu

Skirt Bed was inspired from the dress hem brushing a girl's knees. This special design of slim sides is also for easy-disassembled and easy-cleaned. It suits well in medium-sized and small-sized spaces owing to its lightweight backrest design. This series includes Skirt Sofa and Skirt Bed.







NAME
Skirt Bed / 1.5m

TYPE
SKI-BD-MT15

DIMENSIONS
W1620 D2160 H1040

NAME
Skirt Bed / 1.8m

TYPE
SKI-BD-MT18

DIMENSIONS
W1920 D2160 H1040

NAME
Skirt Bed / 2.0m

TYPE
SKI-BD-MT20

DIMENSIONS
W2120 D2160 H1040

MATERIAL
Solid Timber Frame+E1 Plywood+High Resilience
Foam+High-Density Foam+Non-Woven Fab-
ric+Upholstery

UPHOLSTERY OPTIONS

MAYA A1986-2A

MAYA A1986-8A



Torii Storage Series

design by Mia Yu


The design of Torii Storage Series pivots around back to nature and purity, creating touch to natural raw materials. In a bustling industrial world, grado wants to rebuild people's connection to nature through our biophilia furniture design.

Mia YU the designer extracted inspiration from the Japanese traditional architecture 鳥居／とりい , a gate marking entrance to shrine. Its minimalist lining yet stylish design aroused her passion, giving birth to the Torii Storage Series. What's more, Torii Storage Series is able to add a natural touch to the living room, dining room, bedroom and any other corners of your place.









NAME
Torii Sideboard-Woven Rattan Doors & Drawers

TYPE
TOR-CA-01

DIMENSIONS
W1500*D450*H750



NAME
2.1m Torii Media Console-2.1m

TYPE
TOR-CA-03

DIMENSIONS
W2100*D450*H550



NAME
Torii Nightstand-Woven Rattan Door

TYPE
TOR-CA-04

DIMENSIONS
W450*D400*H510



NAME
Torii Nightstand-With Drawers

TYPE
TOR-CA-05

DIMENSIONS
W450*D400*H510



NAME
Torii Sideboard-Woven Rattan Doors & Glass Top

TYPE
TOR-CA-06

DIMENSIONS
W800*D400*H1100

MATERIAL
Storage: Solid White Oak+Woven Rattan+White Oak Finger Jointed Board+DTC Undermount Soft-Close Drawer Slides
Finish: Environment-Friendly Paint
Base: Solid White Oak"

UPHOLSTERY OPTIONS





Financier Storage Series

design by Mia Yu

Financier Storage Series includes Financier Media Console, Financier Sideboard and Financier Bedside Table. The solid sand gray-painted surface and metal legs are a loving pair for any contemporary styled living space. Financier is a marvellous choice for making your neutral color palette at home.

The designer cares about details to make them better to use, including the light strip in the sideboard and the cable hole at the media console's back. Lifestyle is not only about what statement you make, but how little efforts you make on every daily routine.





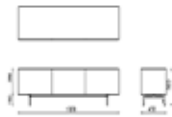




NAME
Financier Media Console / With 2 Doors & Storage Shelves - 1.8m

TYPE
FIN-CA-TV-A

DIMENSIONS
W1800*D450*H500



NAME
Financier Media Console / With 3 Doors - 1.8m

TYPE
FIN-CA-TV-B

DIMENSIONS
W1800*D450*H500



NAME
Financier Media Console / With 2 Doors & Storage Shelves - 2.1m

TYPE
FIN-CA-TV-C


DIMENSIONS
W2100*D450*H500



NAME
Financier Media Console / With 3 Doors - 2.1m

TYPE
FIN-CA-TV-D

DIMENSIONS
W2100*D450*H500



NAME
Financier Sideboard

TYPE
FIN-CA-D-A

DIMENSIONS
W1200*D450*H1250



NAME
Financier Nightstand

TYPE
FIN-CA-BS-A

DIMENSIONS
W550*D400*H500

MATERIAL
Cabinet:Graphite (Paint of MDF)
Base Frame:Brushed Stainless Steel

UPHOLSTERY OPTIONS

Graphite



grado

ADDRESS

BinAn rd. No.1181
Binjiang District
Hangzhou City
Zhejiang Province, China

CONTACT US

+86 400 080 8822
www.gradodesign.com
info@gradodesign.com

FOLLOW US



www.gradodesign.com



GRAPHIC LAYOUT

Suzy Shao
Claire Shou

RENDER TEAM

Max Gong

PHOTOS

Leo Fan
Eta Yang
grado Team

COPYWRITING

Amanda Chen
Ursula Yang

PROOFREAD

Alex Chai
Wendy Liu
Suzy Shao
grado Team

2023

Shades of colour cannot be reproduced exactly on printed paper. grado is entitled to make modifications at any time and without prior notice.

grado