

Horizon

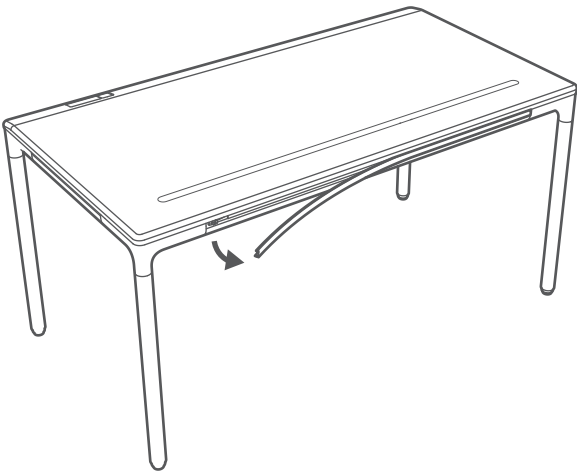
Light Diffuser For Tenon Workspace

Specifications

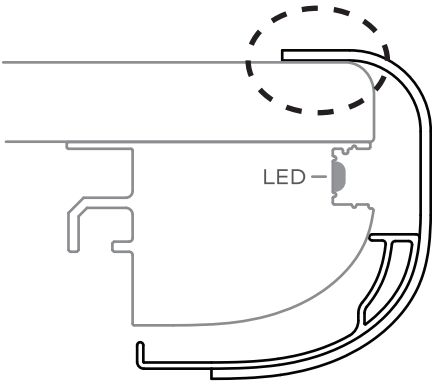
Dimension: 53.1 x 3.8 x 5.8 inch (1350 x 97 x 149 mm)
Weight: 1.4 lbs (0.62 kg)

Installation

1. Remove the LED cover from Tenon.




2. Rest Horizon flat on the Tenon desktop as depicted and hold it in place.

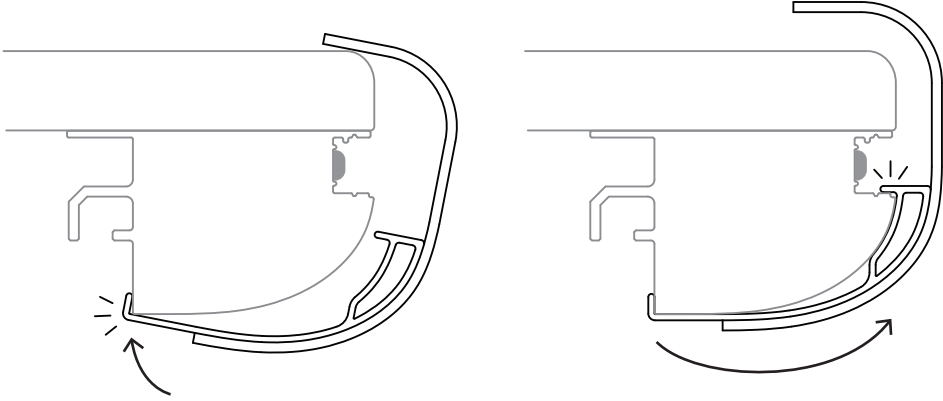


www.gobeflo.com

3. Maintaining the position of step 2, slide Horizon to the left until it hits Tenon's left leg.



4. Push the clip on the right-hand side until it hooks to the desk frame. Then firmly twist upwards until the clip snaps in place.



5. Next, slide Horizon to the right until it stops, and repeat step 4 on the left clip. All done!

