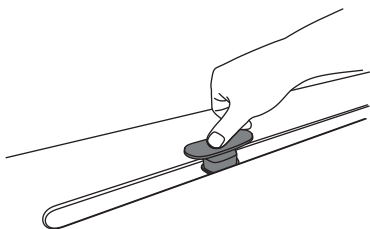
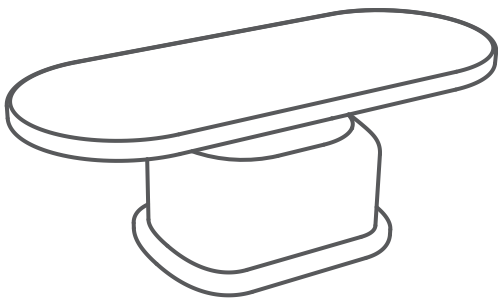
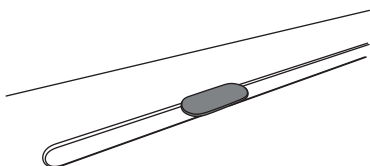


Argil

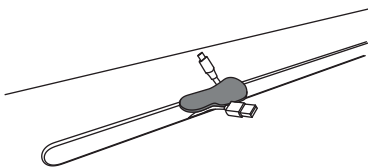
Cable Holder



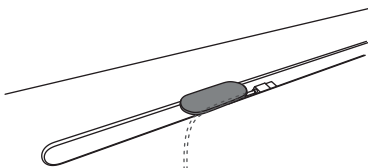
1. Tuck Argil into the groove on the Tenon desktop.



2. Argil's surface should lay flat on the groove's edge.



3. Cables can be slid under Argil's four corners for quick storage and easy access.



4. Cables can also run under Argil's surface, along its length, to keep them neatly hidden.